WESTERN RECORDER
SEPTEMBER 30, 1976



"Go ye into all the world..."

—October— Cooperative Program Month

cooperative program

Daley Observations

What about Lay Pastors?

There is a shortage of competent and available pastors for Southern Baptist churches. This is true in spite of the fact that there are already many more ordained Baptist preachers than there are Southern Baptist churches and all six Southern Baptist seminaries have record enrolments. The Southern Baptist Convention annual lists about 30,000 names of pastors of churches and about 20,000 names of ordained Baptist preachers who are not pastors.



Why 20,000 ordained Baptist preachers who are not pastors is another story but is not the concern of this editorial. Some of these 20,000 are engaged in valid ministries other than the pastorate. Others of them are available but will never be called as pastors.

At the same time there are always hundreds of Southern Baptist churches without a pastor though they want one and sincerely try to find a suitable one. It seems unfortunate that with such a need for pastors and such an available supply of preachers churches and pastors don't find each other.

Why don't they get together? There are several reasons only one of which I will point out. This is the fact that many Southern Baptist churches cannot or will not pay a pastor enough to take care of the basic financial needs of him and his family. They expect pastors to make bricks without straw and for his family and him to live off less income than most church families receive. Many sincere Baptist preachers simply cannot afford to be full time pastors.

Southern Baptists historically have been mostly rural people. Consequently many of our churches have been small and in spite of Baptist penetration of towns and cities in recent years, a large majority of Southern Baptist churches are still small.

The latest records indicate that about 62 percent or about 21,000 of the 35,000 Southern Baptist churches have a membership of less than 300. About half of these have an average attendance of less than 100. Though small most of these congregations want a full time preacher. More than that, they want a capable and trained pastor.

The question is whether such small congregations can or will support a full time pastor and also provide the resources to participate worthily in a local and worldwide missionary ministry. The answer for most of these small churches is "No."

Based on the offerings of average Baptist families, a regular attendance of 100 to 150 is required for a church to support a full time pastor and to participate to any extent in a community and world outreach. Where does this leave the large number of Southern Baptist churches with less than 100 in Sunday school and worship attendance?

It leaves them in a fix. They have to find pastors with other sources of income or they have to use the left overs and misfits in the Baptist ministry. These misfits move from place to place and stay only long enough for their records or shortcomings to show up. Often a church is worse off with than without such a pastor.

What then is the hope for all these small full time churches so far as pastoral leadership is concerned? Ideally, many of them should merge with one or more adjoining Baptist churches to form one church with resources for able pastoral leadership and worthy educational and training programs. But the prospect for an appreciable number of small Baptist congregations to merge anytime soon is very dim.

These small churches have to look for preachers with another source or sources of income. There are more of these now serving Southern Baptist churches than most realize and many are doing a commendable job. But there still aren't near enough of these to go around.

There is another source for pastoral leadership in small congregations which Southern Baptists are overlooking but which was surely used in the New Testament churches. This source is in the congregation itself where usually there are one or more outstanding laymen who with a little specialized training could handle the preaching and other pastoral responsibilities acceptably.

With the growing flight from urban areas rural Baptist congregations will have more and more professionally trained persons as members. Some of these will be very able as well as deeply committed and could take care of the pastoral responsibilities for a small flock in addition to their profession or vocation.

Churches would not necessarily have to wait for volunteers. Under the leadership of the Holy Spirit congregations could call these out. Such laymen may well believe God wants them for pastoral ministry in addition to their other work.

They could be or not be ordained as the church and they felt was the will of God. There is strong New Testament precedent for laymen to be called for the work of the ministry. In fact, our distinction between clergy and laymen is more historical and traditional than it is New Testament.

In God's plan there must be a pastor for every church and a church for every pastor. Though we will never know nor follow his perfect plan in this world, we could come nearer if we submitted our ways to his will rather than claim his will for our ways.

All "Christians" Are Not Christian

Many of us are perplexed today when we hear and read reports of fighting in Ireland between Catholics and Protestants and fighting in Lebanon between Christians and Moslems. We know of religious wars in earlier eras but somehow we assume that in this enlightened age religious groups would not be fighting and killing one another.

All of this is a grim reminder that man's behavior doesn't improve in proportion to his level of enlightenment. It also reveals that just because someone is called a "Christian" it cannot be assumed that spiritual regeneration has taken place.

Though the names, "Christian," "Protestant" and "Catholic" are given to these warring factions, their conflicts are not so much religious as political. In many countries there is no practice of separation of church and state as in America. In these places religion and politics are intermingled. So it is not always easy to determine what is political and what is religious about such groups.

Lebanon is an example. For one in Lebanon to be called a Christian does not necessarily mean he is a believer in our understanding of being a Christian. It only means his parents were called Christians, not that he has experienced a personal conversion. It doesn't even mean his parents were true Christians because their identity as Christians could also be a matter of heritage instead of experience.

Christianity spread from Jerusalem to the area of modern Lebanon in the first century and likely has existed there in some form ever since. The Crusaders met Christians when they passed through this part of the world on the way to the Holy Land. These Christians were said to have lived in the hills among the cedars of Lebanon. Ever since then their descendants have been called Christians because in Lebanon children automatically are given the religion of their parents.

A Lebanese child carries the religious identification of his father. His identification card gives his religion with other basic personal information. And so a child is by birth, not by experience a Christian or a Moslem.

It is easy, then, to see how the Lebanese are characterized as Christians or Moslems whether or not their religion is based on personal conviction. The conflict in Lebanon is more political than religious.

This does not mean there are not genuine Christians in Lebanon. Indeed, some Lebanese are true Christians as a result of missionary efforts of Southern Baptists and others.

An interesting sidelight is that much of Southern Baptist missionary activities in Lebanon are with the Arabs who ordinarily would be Moslems. And so in the current conflict Christian Arabs in Lebanon could well side with the Moslems instead of with the so-called Christians.

Playboy and Mr. Carter

Speculation is running high on what effect Jimmy Carter's interview with *Playboy Magazine* will have in the presidential race. These words are written on the first day after the report of the interview and therefore cannot take into consideration any developments between now and the time these words are read. Nor are these comments based upon the *Playboy* article but upon news releases in the secular press.

Fellow Baptists will experience some shock when first reading the account of Mr. Carter's views. Upon reflection many Baptists will recognize his views as those they have always heard in Baptist Sunday school classes and pulpits.

The interview will bring some negative reactions from Baptists. Among these are:

- The inappropriateness of the interview in the first place. No responsible person has raised any questions about Mr. Carter's sexual views or practices.
- The choice of *Playboy Magazine* as the channel for his views. If Mr. Carter wanted to make known his views, another channel with more moral rectitude could have been used. To dignify *Playboy Magazine* by using it as a channel for his views and to contribute to the financial bonanza the report will bring to this publication are very questionable.
- The use of at least one "gutter" word in describing his views. In the A. P. news story only one word appeared which was entirely out of place but we like to think a Baptist Sunday school teacher and a presidential candidate did not use such words.

The interview will bring some positive reactions, especially after getting over the initial shock. Among these reactions are:

- The honesty and frankness of Mr. Carter's answers. Should the interview cost him his election, he should have a consolation medal for his candidness.
- The confession of weakness and temptation. He told it like it is and most people can identify themselves with him and his temptations.
- The effect of his religious convictions upon Mr. Carter's conduct. He takes his religion and the New Testament teachings seriously. All Baptists are taught to match their creed with their conduct and their profession with their practice in daily life. If Mr. Carter truly does this, he excels some of his fellow Baptists.

It is doubtful Mr. Carter helped himself with the interview. But some who regard the interview as inappropriate will appreciate a candidate who sets forth in plain language his moral convictions. In an age of shameful revelations of sexual immorality of those in high political positions, it is good to have a presidential candidate on record concerning his personal morality.

Baptist News in Brief

Mondale Favors Family

U. S. Sen. Walter F. Mondale, stumping for the Carter-Mondale Democratic presidential ticket in President Gerald Ford's home state, called for an evaluation of federal policies on family life during a black Baptist convention in Detroit's Cobo Hall.

The vice presidential candidate, addressing the 96th annual session of the National Baptist Convention of America, said, "We need an administration that makes the family a number one priority in its order of business. There is no adequate substitute for a family. When the family is in trouble so are all other institutions, including the church."

Texans Elect Hildreth

The adoption of a record operating budget of nearly $25 million for 1977 and the election of a pastor to head the state's stewardship program were the main items of business of the Texas Baptist executive board meeting.

Lory Hildreth, 59, pastor of the 2,500-member First Baptist Church, Texarkana, Tex., was elected director of the stewardship commission of the Baptist General Convention of Texas.

He succeeds Cecil A. Ray, who left the position in January to become general secretary-treasurer of the North Carolina Baptist Convention.

The ambitious $24.6 million budget for 1977 represents a 10 percent increase over the 1976 budget. Receipts received thus far in 1976 total almost $1 million over the budgeted amount.

Shotwell to BSSB Staff

Larry Shotwell, minister of education and administration for Wilshire Baptist Church, Dallas, recently was named general field services consultant in the Sunday School Department of the Baptist Sunday School Board, Nashville.

Shotwell, a Baylor University graduate, received the M.R.E. degree from Southwestern Baptist Theological Seminary, Ft. Worth. He has been minister of education of First Southern Baptist Church, Colorado Springs, Colo., and minister of education and youth of Kirkwood Baptist Church, Atlanta.

Indianans Defeat Drive

A proposal to conduct a $2 million capital funds drive for the development of Highland Lakes Baptist Center was soundly defeated by elected "messengers" to the first special called session in the 18-year history of the State Convention of Baptists in Indiana.

The campaign had been proposed by the convention's executive committee and a Highland Lakes development committee as a way to complete the facility on the 400-acre site located 25 miles southwest of Indianapolis. The master plan of development, approved by the convention in 1972, calls for all types of facilities at the camping, conference and retreat center.

The motion to conduct a capital funds campaign lost by a vote of 176-108.

The drive would have asked individuals to give a "share" which would be $1 per day for three years. The proposed goal would have been 2,000 shares.

Opposition to the proposed campaign centered in fears of what this drive might do to finances in local churches and the state convention.

Concern was also expressed that a capital funds drive during the next three years would focus attention away from the "North Central Missions Thrust," which is an effort to double the number of churches in the seven north central states, including Indiana.

Western Recorder

"Earnestly contend for the faith which was once for all delivered to the saints."—Jude 3.

Published 50 times per year by the Kentucky Baptist Convention, Box 43401, Middletown, Ky. 40243. Second class postage paid at Louisville, Ky.

C. R. DALEY JR. .....Editor
JAMES H. COX .....Associate Editor
PAUL WHITLER JR. .....Business Manager

BOARD OF DIRECTORS

John M. Sykes, Ashland, chairman; C. Carman Sharp, Louisville, vice chairman; Mrs. J. S. Woodward, Lexington, secretary; William S. Blakeman, Winchester; Rollin S. Burhans, Bowling Green; William Caldwell, Danville; Stanton Carney, Paducah; Glenn Durham, Loyall; W. Ken Forman, Campbellsville; John Kruschwitz, Ft. Thomas; Billy D. Marcum, Brandenburg; Harold J. Purdy, Madisonville.

SUBSCRIPTION RATES

Individual, $3.68 (tax included); Foreign, $3.75; Church Budget, $2.50. All except church accounts payable in advance. Church accounts must have tax exemption number.

Double Exposure

Bold Believers in Giving is the Convention-wide Cooperative Program theme for this year. It is an effort to lead Southern Baptists to an even greater awareness of the mission needs of the world and to challenge them to respond boldly through a greater involvement in mission giving. Sunday, Oct. 31, is designated Church Commitment Day. Ask your church budget committee to recommend increased church goals for Cooperative Program and associational missions giving. Lead the church in a period of prayerful commitment in voting to approve the new mission giving goals for your church.



—October—
Cooperative Program Month

Vol. 150, No. 38

Illinois Votes $1 Million

Illinois Baptists' board of directors, meeting in semi-annual session at East Bay Camp near Bloomington, Ill., approved a special $1 million campaign to provide seed money for new churches, named a legislative liaison to the Illinois General Assembly and adopted a 1977 Cooperative Program unified budget of $2.3 million.

In other action, the board of the Illinois Baptist State Association (IBSA) heard a proposal to purchase the 500 acre East Bay Camp, okayed purchase of a $40,500 airplane for staff travel, approved a one percent increase in percentage of Cooperative Program funds going to the Southern Baptist Convention's worldwide missions causes, and authorized two new staff positions.

The $1 million campaign for 1977-80, part of the denomination's "North Central Mission Thrust," is modeled after the SBC Stewardship Commission's "Together We Build" technique. It will be church-centered but also allow for direct approach to individuals or foundations, both in and out of the state.

The board enlarged the responsibility of Robert J. Hastings, the IBSA's director of communications and editor of the *Illinois Baptist*, to serve as a liaison with the state legislature.

The role, a spokesman said, does not call for him to serve as a lobbyist but as a source of information only, leaving to the churches and the IBSA any initiative they may wish to take on legislative concerns.

Of a total annual budget of nearly $4 million, the IBSA expects $2.3 million to come through the state's Cooperative Program from participating churches, with the IBSA keeping 59 percent for its work and sending 41 percent, up one percent from 1976, to SBC causes.

The new staff positions involved authorization to employ a director of the state convention's foundation and an associate director for Sunday school work.

Tennessee Elects Editor

Alvin C. Shackleford, editor of the *Indiana Baptist* for the past 11 years, was elected in Brentwood, Tenn., as editor of the *Baptist and Reflector*, 141-year-old weekly news publication of the Tennessee Baptist Convention, effective Nov. 1.


Shackleford

Mrs. Eura Lannom, a *Baptist and Reflector* staff member for 33 years, has been acting editor of the paper three years, following the resignation of James A. Lester.

A native of Georgia, Shackleford, 44, also was director of public relations for the State Convention of Baptists in Indiana.

Before coming to Indiana he was technical director in the public relations department of the Baptist General Convention of Texas, Dallas, 1961-65, and editor of *The Beam*, then published as a magazine by the Southern Baptist Convention (SBC) Radio and Television Commission, Ft. Worth, 1957-61.

He attended Auburn (Ala.) University and earned a bachelor of arts degree from Mercer University, Macon, Ga., a bachelor of arts degree in journalism from the University of Georgia, Athens, and a master of divinity degree from Southwestern Baptist Theological Seminary, Ft. Worth.

ABS Honors Porter Routh

Porter Routh, completing 25 years of service as executive secretary-treasurer of the Executive Committee of the Southern Baptist Convention (SBC), was honored for distinguished service to the SBC and the Bible cause by the board of managers of the American Bible Society during its quarterly meeting in New York.

"Throughout the years Dr. Routh has represented us among Southern Baptists," Edmund F. Wagner, ABS President, commented, "and he is largely responsible for the marked increase of support we have received from that denomination."

In 1951 the ABS received contributions from Southern Baptist churches totaling $90,000. In 1975 Southern Baptist contributions totaled $238,554.

N. C. Defeats Privette

Coy Privette, president of the North Carolina Southern Baptist State Convention, was defeated in a runoff in the primary election for the Republican nomination for governor.

Privette, who lost to David T. Flaherty, a former North Carolina secretary of human resources, resigned his pastorate at a church in Kannapolis to campaign for the nomination, but he retained the presidency of the Southern Baptist state convention.

RNA Names Nashvillian

W. A. (Bill) Reed Jr., religion news editor for *The Nashville Tennessean*, was elected in Minneapolis as national president of the Religion Newswriters Association (RNA), succeeding Richard Ostling of *Time* magazine.

Reed became both the first southerner and the first black to serve as RNA president. He is a Baptist layman.

CLC Studies TV Morality

The Southern Baptist Christian Life Commission launched comprehensive programs of research and action on television morality and beverage alcohol abuse and passed resolutions calling for national action on public schools and urging careful attention by Christians to the moral issues in the national elections.

Members of the Southern Baptist Convention (SBC) social concerns agency also voted a $450,000 budget for 1976-77, including six percent salary cost of living adjustments for staff, and elected Forest H. Siler, pastor of First Baptist Church, Lawton, Okla., as chairman.

The action on television morality will involve a comprehensive survey of television programing content, a series of public hearings on Christian morality and television programing in selected cities across the United States, and conferences with network officials, Federal Communications Commission members and U. S. Congressmen. Commission staff will also prepare literature, including a special packet for denominational leaders.

Baptist News in Brief

Executive Committee OK's $63.4 Million

The Executive Committee of the Southern Baptist Convention semi-annual meeting in Nashville recommended a national 1977-78 Cooperative Program unified budget goal of $63.4 million and authorized the SBC's six theological seminaries to conduct parallel fund raising campaigns with a national theme.

In other action during the two-day meeting, the Executive Committee honored its executive secretary-treasurer, Porter Routh, who is completing 25 years as the body's chief executive, and set an Executive Committee operating budget of $611,700 for 1975-76.

The committee also accepted an offer of $200,000 a year, for up to five years, from the SBC Sunday School Board to be transferred to the Southern Baptist Foundation and divided equally between two of the smaller SBC seminaries to build up their endowments. The contributions of $100,000 each will strengthen the programs of Midwestern Seminary in Kansas City and Golden Gate Seminary in Mill Valley, Calif., and consequently have the effect of strengthening the Sunday School Board's efforts in Christian education, an Executive Committee spokesman said.

The recommended 1977-78 Cooperative Program budget will be presented to the 1977 Southern Baptist Convention annual meeting in Kansas City for approval. The 1976-77 national Cooperative Program figure, already approved, is $55 million.

The seminary fund-raising campaigns will be implemented by a 16-member committee, including the seminary presidents, which will be named by SBC President James L. Sullivan to plan the campaigns in keeping with Article VI of the SBC's business and financial plan.

Two seminaries, Southwestern in Ft. Worth and Southern in Louisville, already have $8 million and $10 million campaigns underway respectively.

The Executive Committee's 1976-77 operating budget of $611,700 represents a $42,700 increase over the 1975-76 budget and includes a six percent cost of living adjustment for Executive Committee staff salaries.

The Radio and Television Commission was given full responsibility for setting up closed circuit television image magnification for annual convention sessions, when needed, with the SBC Pastors' Conference and agencies of the convention reimbursing the commission for special services as they have in the past.

Other Executive Committee business included granting of permission to the Sunday School Board to publish a new magazine, *Living with Children,* selection of the Atlanta Hilton as the 1978 SBC headquarters hotel and adoption of resolutions on the retirement of six Southern Baptist leaders.

The committee expressed appreciation for the service of John P. Baker, who will retire Dec. 31 as executive secretary of the Northern Plains Baptist Convention; O. L. Bayless, who will retire Feb. 28 as editor of the *Rocky Mountain Baptist;* Kendall Berry, who will retire Dec. 31 as executive secretary of the Southern Baptist Foundation; C. E. Boyle, who will retire Dec. 31 as editor of the *Northwest Baptist;* John J. Hurt Jr., who will retire early next year as editor of the *Baptist Standard;* and Arthur B. Rutledge, who will retire Dec. 31 as executive director-treasurer of the Home Mission Board.

Routh Marks 25 Years

Porter W. Routh, executive secretary of the Southern Baptist Convention's Executive Committee, was honored for 25 years' service Sept. 20. The recognition took place at a testimonial dinner held by SBC leaders at Nashville's First Baptist Church. Nearly 500 persons attended.



Routh

Paying tribute to Routh were Albert McClellan, director of program planning of the SBC Executive Committee, Nashville; James L. Sullivan, president of the Southern Baptist Convention, Nashville; Robert S. Denny, general secretary, Baptist World Alliance, Washington; Doyle E. Carlton Jr., SBC Executive Committee member from Florida; and Bob Bell Jr., religion editor, *Nashville Banner.*

Carlton presented Routh with an appreciation gift from members of the Executive Committee.

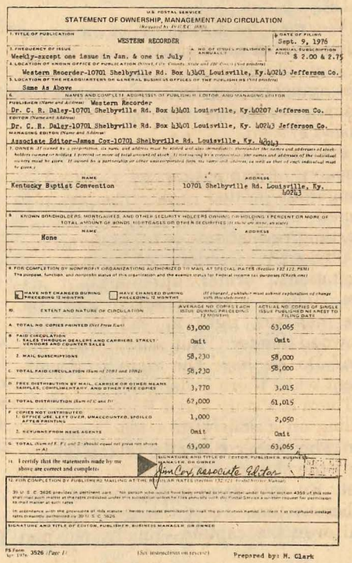
W. C. Fields, public relations secretary of the SBC Executive Committee, presented a slide program highlighting 25 years of accomplishment under Routh's leadership.

H. Franklin Paschall, pastor of the host (Routh's) church and Executive Committee member, was master of ceremonies. Quoting Fields, he observed, "By any gauge, Routh is a big man. He wears a size 46 coat. And under it beats a heart that is 28,000 miles wide."

Small SS Meet Nov. 25-27

Needs of churches with Sunday school enrolments of 150 or less will be the focus of a Sunday school leadership conference for small churches at Ridgecrest (N. C.) Baptist Conference Center Nov. 25-27.

Registration information is available from Ridgecrest Baptist Conference Center, Box 128, Ridgecrest, N. C. 28770.



U.S. POSTAL SERVICE
STATEMENT OF OWNERSHIP, MANAGEMENT AND CIRCULATION
(Required by P.L.&R. 3685)

1. TITLE OF PUBLICATION: WESTERN RECORDER — 1a. DATE OF FILING: Sept. 9, 1976
2. FREQUENCY OF ISSUE: Weekly-except one issue in Jan. & one in July — 2a. NO. OF ISSUES PUBLISHED ANNUALLY: 51 — 2b. ANNUAL SUBSCRIPTION PRICE: $ 2.00 & 2.75
3. LOCATION OF KNOWN OFFICE OF PUBLICATION (Street, city, county, state and ZIP Code) (Not printers): Western Recorder-10701 Shelbyville Rd. Box 43401 Louisville, Ky.40243 Jefferson Co.
4. LOCATION OF THE HEADQUARTERS OR GENERAL BUSINESS OFFICES OF THE PUBLISHERS (Not printers): Same As Above
5. NAMES AND COMPLETE ADDRESSES OF PUBLISHER, EDITOR, AND MANAGING EDITOR
PUBLISHER (Name and Address): Western Recorder Dr. C. E. Daley-10701 Shelbyville Rd. Box 43401 Louisville, Ky.40207 Jefferson Co.
EDITOR (Name and Address): Dr. C. E. Daley-10701 Shelbyville Rd. Box 43401 Louisville, Ky. 40243 Jefferson Co.
MANAGING EDITOR (Name and Address): Associate Editor-James Cox-10701 Shelbyville Rd. Louisville, Ky. 40243
6. OWNER (If owned by a corporation, its name and address must be stated and also immediately thereunder the names and addresses of stockholders owning or holding 1 percent or more of total amount of stock. If not owned by a corporation, the names and addresses of the individual owners must be given. If owned by a partnership or other unincorporated firm, its name and address, as well as that of each individual must be given.)

NAME	ADDRESS
Kentucky Baptist Convention	10701 Shelbyville Rd. Louisville, Ky. 40243

7. KNOWN BONDHOLDERS, MORTGAGEES, AND OTHER SECURITY HOLDERS OWNING OR HOLDING 1 PERCENT OR MORE OF TOTAL AMOUNT OF BONDS, MORTGAGES OR OTHER SECURITIES (If there are none, so state)

NAME	ADDRESS
None	

8. FOR COMPLETION BY NONPROFIT ORGANIZATIONS AUTHORIZED TO MAIL AT SPECIAL RATES (Section 132.122, PSM)
The purpose, function, and nonprofit status of this organization and the exempt status for Federal income tax purposes (Check one)
☐ HAVE NOT CHANGED DURING PRECEDING 12 MONTHS ☐ HAVE CHANGED DURING PRECEDING 12 MONTHS (If changed, publish with your explanation of change with this statement)

9. EXTENT AND NATURE OF CIRCULATION	AVERAGE NO. COPIES EACH ISSUE DURING PRECEDING 12 MONTHS	ACTUAL NO. COPIES OF SINGLE ISSUE PUBLISHED NEAREST TO FILING DATE
A. TOTAL NO. COPIES PRINTED (Net Press Run)	63,000	63,065
B. PAID CIRCULATION 1. SALES THROUGH DEALERS AND CARRIERS, STREET VENDORS AND COUNTER SALES	Omit	Omit
2. MAIL SUBSCRIPTIONS	58,230	58,000
C. TOTAL PAID CIRCULATION (Sum of 10B1 and 10B2)	58,230	58,000
D. FREE DISTRIBUTION BY MAIL, CARRIER OR OTHER MEANS SAMPLES, COMPLIMENTARY, AND OTHER FREE COPIES	3,770	3,015
E. TOTAL DISTRIBUTION (Sum of C and D)	62,000	61,015
F. COPIES NOT DISTRIBUTED 1. OFFICE USE, LEFT OVER, UNACCOUNTED, SPOILED AFTER PRINTING	1,000	2,050
2. RETURNS FROM NEWS AGENTS	Omit	Omit
G. TOTAL (Sum of E, F1 and 2 - should equal net press run shown in A)	63,000	63,065

11. I certify that the statements made by me above are correct and complete. — (SIGNATURE AND TITLE OF EDITOR, PUBLISHER, BUSINESS MANAGER, OR OWNER) Jim Cox, Associate Editor

TO BE COMPLETED BY PUBLICATIONS MAILING AT THE REGULAR RATES (SECTION 132.121, Postal Manual)
In accordance with the provisions of this statute, I hereby request permission to mail the publication named in item 1 at the phased postage rates presently authorized by DMS, D. C. 20260.
SIGNATURE AND TITLE OF EDITOR, PUBLISHER, BUSINESS MANAGER, OR OWNER

PS Form 3526 (Page 1) (See instructions on reverse) Prepared by: M. Clark

Viewpoint

Freedom of Expression

by Hudson Baggett, Editor, *The Alabama Baptist*

Though freedom of expression is guaranteed by the First Amendment, the process of getting it began long before the Declaration of Independence and the War of Revolution. Fight for this freedom began when the Pilgrims and Puritans left England for our shores, but the battle for it goes on.

Back in 1710, sixty-five years before Concord and Lexington—a young German named John Peter Zenger arrived in New York with some good ideas and a lot of courage to speak his mind. He played the organ in church and his wife taught a Sunday school class. By 1733 he was publishing the *New York Weekly Journal.* Zenger was arrested in 1734 for criticizing the corrupt governor, William Cosby, who had Zenger arrested and tried. The real issue in the trial was freedom of speech. Zenger was acquitted. His trial was later called "the morning star of American liberty." It was also the great-grandfather of the First Amendment.

No doubt Zenger was inspired to speak his mind by his knowledge of such prophets as Amos and by people like Peter and John who defied the court to teach in the name of Jesus (Acts 4:18).

We may be wrong at times in our opinions, but the right to criticize those in high places is a precious one which distinguishes our type of democracies from governments who operate with a closed system.

Presidents and others who try to stifle freedom of expression are treading on dangerous ground. Yet, what has happened in this direction, revealed by startling revelations, is frightening.

Obviously, freedom of speech has limitations. Former Supreme Court Justice Holmes once remarked that "no one has the right to yell fire in a crowded theater." But what if there is a fire? Do we have the right to remain silent when there is danger?

There is a story about Roger Williams sailing on a ship with a fellow passenger who was constantly telling everybody the ship was heading for a deadly reef. He said it so often, and in such ludicrous tones, that the passengers—and even the captain—finally told him to keep quiet. Some even proposed that they throw him overboard. Later, the ship hit the reef. Said Roger Williams, "They had drowned the giver of the warning, but the reef remained."

Thus, there are both restrictions and responsibilities related to freedom of expression.

Uncontrolled free speech can stimulate crime. Think of the crimes committed in the name of liberty.

Napoleon, for example, spoke much of liberty, equality and fraternity while bathing Europe in blood. One of Napoleon's marshals addressed the people in one country which he had conquered in these words: "We have come to bring you liberty and equality, but don't let that go to your heads; the first one who makes a move without my permission will be shot." That sounds like the "liberation" of Communism! (Did you know that the people of the Union of Soviet Socialist Republics are "guaranteed by law, freedom of speech, freedom of the press, freedom of assembly, and freedom of street demonstration"?) What a joke, but it can happen here unless we insist on freedom of expression being more than a "guarantee" on paper.

Freedom of expression is essential in Baptist churches. Regretfully, this liberty is often abused and used as a license to hurt, disrupt and get even with those we dislike. Of all places, freedom of expression should be responsibly exercised in local churches and denominational meetings. Remember that the "fruits" of freedom are as important as its "roots."



Christian Education

GC Names Crouch

William Crouch, a 1967 graduate of Georgetown College, has been named assistant professor of communication arts, according to Ray Alexander, executive vice president.

A native of Covington, Crouch has served on the faculty of Emerson College, Boston, Lewis University, Lockport, Ill., and Palm Beach Atlantic College, West Palm Beach, Fla.

Lane Promoted



Lane

Major Michael Lane, chairman of Cumberland College's Military Science Department, exchanged his gold major's oak leaf for the silver oak leaf of a lieutenant colonel in promotions ceremonies in a recent convocation at the Kentucky Baptist college. Prior to coming to Cumberland, Lane, who earned his B.S. at Murray State University, and M.B.A. at Eastern Kentucky University, served as a member of the military science faculty at Eastern Kentucky University.

Hatcher Appointed Instructor



Hatcher

Vaughn Hatcher, a native of Dayton, Ky., was recently appointed instructor in the physical education department at Cumberland College.

An alumnus of Cumberland College, Hatcher recently earned the M.R.E. degree in the area of recreation at New Orleans Baptist Theological Seminary.

Son of Mr. and Mrs. Charles Hatcher of Alexandria, Ky., Hatcher also serves as interim assistant pastor at First Baptist Church, Williamsburg.

The Kentucky Baptist Board of Child Care
in cooperation with the Department of Cooperative Ministries: Christian Life
presents the 1976 Family Life Conference with. . .

Swan Hayworth, director of pastoral counseling
North Carolina Baptist Hospitals

Wayne Oates, professor of psychiatry and behavioral science
University of Louisville School of Medicine
and chaplain
Norton Children's Hospital

Herbert Wagemaker, director of inpatient psychiatry
General Hospital, Louisville

Ann Davis, assistant professor of social work education
The Southern Baptist Theological Seminary

leading sessions on: Biblical witness and family stress
The pastor and family stress in the church
Coping with stress in the minister's family
Stress in family living from a Christian psychiatrist's perspective
Stress in family living from a Christian social worker's perspective

for the pastor and Christian layperson dealing with. . .

Stress in Family Living

October 25–26, 1976
Monday, 7:30 PM thru
Tuesday, 9:30 PM

Crescent Hill Baptist Church
2800 Frankfort Avenue
Louisville, Kentucky 40206

Mountains to the Mississippi

Hartung's Anniversary

Thornhill Baptist Church, Frankfort, recently celebrated the fifth anniversary of pastor William A. Hartung.

During the five years the church has added a bus ministry for children and adults, begun children's church and a program for preschool children and senior adults.

Hartung is a member of the executive board of the Kentucky Baptist Convention and is active in the Franklin Association.

B'hood Features Choir

The combined sanctuary and youth choirs of Campbellsville Baptist Church will sing at the state Brotherhood convention at Silver Creek Baptist Church, Berea. The choir, under the direction of Rolando Raganas, will present the musical "Alleluia" on Thursday, Oct. 7 at 8:20 p.m. Soloists will include W. R. Mann, Russ Mobley, Jim Winn, Carole Mobley and Donna Captain.

Franklinton Celebrates

Celebration of the 175th anniversary of Franklinton Baptist Church is scheduled for Sunday, Oct. 10. Morning worship will be at 11:00 a.m. followed by lunch at the church and an afternoon service at 2:30 p.m. All former pastors and members are invited to attend. David S. Carter is pastor.



Coggins



Hepp

ACHA Elects Coggins

Homer D. Coggins, president of Baptist Hospitals, Louisville, has been elected to the Council of Regents of the American College of Hospital Administrators.

As regent, Coggins will represent the ACHA membership in Kentucky until 1977. Installation ceremonies were held in Dallas, Tex., where the college held its 42nd annual meeting.

Coggins, a 22-year veteran of hospital administration, is a graduate of Oklahoma Baptist University with a degree in hospital administration. He is an active member of the American Hospital Association and is a former president of the Kentucky Hospital Association.

Hepp to Bangladesh

Patrick Allen Hepp, member of Ralph Avenue Baptist Church, Louisville, has been appointed as a missionary journeyman to Bangladesh by the Foreign Mission Board. He is to serve as an agricultural missionary. The 22-year-old Louisville native is a graduate of Georgetown College.

Personnel Changes

Rosemont Calls Kuhnle

H. B. Kuhnle has been called as interim pastor of Rosemont Baptist Church, Lexington. Kuhnle retired in 1969 after serving as pastor of Immanuel Baptist Church, Lexington, for 12 years.

St. Matthews Adds Two



Oates



Garrard

St. Matthews Baptist Church, Louisville, recently named two persons to staff positions, both part time.

Wayne E. Oates, professor of psychiatry and behavioral sciences at U of L School of Medicine, became pastoral care consultant. From 1948-74 he was professor of psychology of religion at Southern Seminary.

David Garrard, second year master of divinity student at Southern, was called as children's worship coordinator. He is an Atlanta, Ga., native.

The church also honored Wendell Boertje Sept. 26 upon completion of five years as minister of music.

J. Altus Newell is pastor.

Bethlehem Adds Staffers

Bethlehem Baptist Church, Louisville, recently added three staff members, according to pastor Ralph Hodge. LaVerne Seitz, a graduate of Southern Seminary will direct a Christian social ministry. Charlene Stevens, a graduate of Sullivan Business College, Louisville, is staff secretary. JoAnn Voiles is serving as director of Christian day care.

Lord Called to Frankfort

Gerald H. Lord has accepted the call of Memorial Baptist Church, Frankfort, as pastor. He had been minister of youth and recreation at First Baptist Church, Greenville, S. C. Mrs. Lord is the former Jolene Thompson of Mt. Washington. The Lords have three children.

Hurstbourne Calls Ison

Byrd R. Ison Jr. was called by Hurstbourne Baptist Church, Louisville, as interim minister effective Sept. 19. He has been director of the Annuity Department of the Kentucky Baptist Convention for four years.



Ison

Special Report

Executive Board Recommendations to the Convention

Article VIII of the Constitution of the Kentucky Baptist Convention mandates the Executive Board to make a report to the annual convention and it further states, "At least 30 days prior to this meeting the board shall publish in **Western Recorder** its recommendations except in an emergency that may arise thereafter."

The following recommendations are scheduled to be brought to the 139th annual meeting Tuesday, Nov. 9, 1976, for its consideration:

I. Cooperative Program Budget Goals and Percentages:

The annual Cooperative Program goals, as well as the percentages for the division of Cooperative Program funds between Kentucky Baptist Convention causes and Southern Baptist Convention causes, are determined by the Kentucky Baptist Convention in annual session. These should now be recommended for 1977-78.

The following recommendation, approved by the Convention at Elizabethtown, Ky., Nov. 11-13, 1975, set the 1976-77 Cooperative Program Goals and percentages as follows:

	1976-77 Budget	1977-78 Budget
I. Cooperative Program Goal		
A. Operational Budget . . .	6,000,000	7,200,000
1. Southern Baptist Convention Causes*.	1,980,000 (33%)***	2,448,000 (34%)****
2. Kentucky Baptist Convention Causes**	4,020,000 (67%)***	4,752,000 (66%)****
B. Challenge Budget	1,200,000	800,000
1. Southern Baptist Convention Causes*.	408,000 (34%)****	272,000 (34%)
2. Kentucky Baptist Convention Causes**	792,000 (66%)****	528,000 (66%)
Total Cooperative Program Goal	7,200,000	8,000,000
II. Other Estimated Income . .	676,589	700,000
III. Total Budget Goal.	7,876,589	8,700,000

* The distribution of these items is voted by the Southern Baptist Convention.
** The distribution of these items is voted by the Executive Board, Kentucky Baptist Convention.
*** These percentages will be used provided the $5,500,000 1975-76 operational goal is exceeded.
**** These percentages will be used provided the $6,000,000 1976-77 operational goal is exceeded.

II. General Recommendations for the 1977-78 Budget

1. We heartily recommend that all our churches seriously consider increasing their support to the Cooperative Program in their new budgets.

2. That Cooperative Program Day be observed Apr. 16, 1978, or the nearest convenient Sunday. Churches which do not regularly include the Cooperative Program in their budgets are urged to take a special offering on this Sunday. We hope all churches will consider the possible appropriateness of observing this additional offering.

3. We further recommend that the Vacation Bible School offerings be given to worldwide missions through the Cooperative Program.

4. That we approve the annual Thanksgiving offering for our Child Care Program.

5. That we approve the Mother's Day offering for charity work in our hospitals.

6. That we give approval to the annual offerings of the WMU Lottie Moon Christmas offering for foreign missions, Annie Armstrong Easter offering for home missions and the Eliza Broadus offering for state missions in September.

7. That we recognize the annual offerings of cooperating Baptist associations.

8. The Kentucky Baptist Convention does not recognize or approve any other special offerings aside from these mentioned above, and we heartily disapprove of any other appeals through our churches, organizations in the churches, or lists of members in the churches when such appeals are made by institutions or agencies sharing in Cooperative Program receipts. We recognize the right of our institutions to approach individuals for gifts of $100.00 or more.

9. That we again ask the Sunday schools to observe State Missions Emphasis Day for its institutional and educational value.

10. That we instruct all our institutions and agencies sharing in Cooperative Program receipts to furnish before Jan. 1 of each year a summary of their receipts and disbursements for the past year for publication in our annual; and a copy of their latest annual audits, made by a certified public accountant, to the office of our treasurer on or before Nov. 1 of each year. The treasurer is instructed to withhold Cooperative Program appropriations from any institution or agency which does not send in these reports by the dates indicated.

III. Program for Aging:

These two recommendations come as a result of a long, continuous study of the board's committee on aging.

A. At this point the Kentucky Baptist Convention should be encouraged to become involved in institutional care for senior adults only in relationship to a church, associational or regional grouping of churches or associations interested in providing such care. Community interest, involvement and participation would develop such a ministry in a localized area.

B. That an advisory person, presently successfully involved in levels of care from personal care through skilled care, be made available by this board to local churches, associations or groups who may be positively seeking a way to minister to the elderly in their local areas through institutional care. Our Convention's involvement at this point might include travel expense and honorarium for that advisory person—to be determined by the administrative office.

Western Recorder

90 DAY FREE TRIAL

Phone 502-245-4101

1. The WESTERN RECORDER will send each active family in your church a **free** subscription for 90 days.

2. At the end of the 90 day period your church is requested to vote in business meeting whether or not to continue subscription for a yearly rate of $2.50 per family.

3. If the church decides to continue subscriptions, WESTERN RECORDER will bill the church monthly, quarterly, semi-annually or annually, which ever the church prefers.

4. If interested, mail us the list of your active families.

WESTERN RECORDER
Box 43401
Middletown, Kentucky 40243

Christian Education



Construction is progressing on 70 two-bedroom apartments at Southern Seminary, Louisville. With more than 2,000 students, and over 70 percent married, the need for family housing continues. The project is set for January completion.

Puckett Addresses Midwestern

Addressing a record enrolment at Midwestern fall convocation services, Gene Puckett, editor of *The Maryland Baptist* and president of Midwestern's board of trustees, challenged the growing seminary family to a "lifestyle of mission."

Noting that Midwestern enroled 342 for the initial four-week term, a 10 percent increase over the same period a year ago, Puckett affirmed the vital importance of personal involvement, highlighting a developing emphasis on "mission."

"The new emphasis is a breath of fresh air," he stated. "It does not suggest we discard the organized church with its programs and denominational convictions; but the new emphasis suggests we rediscover the sound biblical base for personal mission."

Puckett was the first associate editor of *Western Recorder*.

Southern Seminary Tops Past Enrolment Records

Kentucky students, numbering 335, are part of a record-breaking enrolment at Southern Baptist Theological Seminary.

Total enrolment this year stands at 2,033 students, an increase of seven percent over last fall's record-breaking enrolment. An even higher increase was noted among students in the degree programs of the seminary's schools of theology, religious education and church music. There the total reached 1,696, an increase of more than 11 percent over last fall.

Total enrolment for the 1975-76 academic year exceeded 2,400 students, making Southern Seminary the largest private college or graduate school in Kentucky.

SWBTS Names Watson

W. Marvin Watson, former U. S. postmaster general, has been named national chairman for Southwestern Baptist Theological Seminary's "Eight by Eighty" campaign which seeks to raise $8 million by 1980.

Serving with Watson will be evangelist Billy Graham who has agreed to be honorary national chairman. Graham is expected to lend his support and influence as the campaign begins to go into select target cities around the country.

Watson, who served in the cabinet during the administration of President Lyndon B. Johnson, most recently was executive vice president for corporate affairs of the Occidental International Corporation.

The "Eight by Eighty" campaign seeks to raise $3 million for capital improvements and $5 million for the seminary's endowment fund.



Miss Kathryn Jasper, left, Mrs. Louis M. Ader, seated, and D. M. Aldridge examine an electronic piano at the Clear Creek Baptist School, Pineville. Miss Jasper is executive director of the Woman's Missionary Union of Kentucky and her organization presented Clear Creek with seven electronic pianos which make it possible for one teacher to instruct several students at the same time in the piano lab.

Buyer's Guide

ALUMINUM SIDING, exterior decorating, quality work. Call Colville Aluminum Co., (502) 368-1100.

GOSPEL PIANISTS: Add chords, "runs" progressions. Twenty lessons, "Playing Evangelistic Style Piano." $5.95. Evangelical Music, WR-1, Wawarden, Iowa 51023.

Interesting People

Meet a French Baptist Radio Preacher

by Oscar Hoffmeyer Jr., Associate Editor, *The Baptist Message*

The assuring strains of "Dieu est si Bon" launches the unfolding drama of L'Heure Baptiste en Francais over 13 radio stations weekly throughout south Louisiana.

When Elie Woerner, a native Frenchman, speaks those words ("God is so Good") he develops a special rapport with more than 200,000 of Louisiana's 900,000 French-speaking citizens in 18 parishes (counties).

The French Baptist Hour, first broadcast over Lafayette's KVOL in 1945 became part of the Louisiana Baptist Convention's mission program in 1955. Woerner assumed direction of the program in 1973 and until recently produced the program in the cramped confines of a bedroom in his home. Today, the energetic, witty, Frenchman packages the entire production when he begins the week each Monday morning in a new three-room, studio office.

He writes the script in longhand in French just as he will later preach the message. "I write eight pages in a notebook. This will last 11 or 12 minutes on tape," he explained. Each item of the "Ordre de Service" is coordinated before he starts the taping. "Dieu est si Bon" introduces the program and is the theme song for the French Baptist Hour.

Bibles, prayer and the invitation for him to visit are offered to his listeners with the address for them to write requesting any or all of the three. After reading a scripture and a song special Woerner delivers the sermon and closes with an invitation. He translates the text of each song prior to its being taped for the library.

Woerner tapes each program segment and splices them into a master tape, timed to 28 minutes, copies the master and sends it to the Southern Baptist Radio and Television Commission in Ft. Worth to be reproduced in multiple copies and mailed to radio stations.

Responding to the 150 letters he receives per month without the services of a secretary consumes much of Woerner's time. "Some of the people can't read, some have doctor of philosophy degrees, some are priests and nuns and some are unrelated to any church, but the same words are understood by all," Woerner explained, giving some examples.

"I enjoy your French program very much. I've been wanting to write to you, but I don't know how to write," an elderly listener said. "So now I moved next to my daughter-in-law. She is the one who is writing for me. I would like for you to come and visit me and my sister. I would like to talk to you. . . ." Woerner said the elderly people in their 70's spoke only French and were ready to accept Jesus.

Some refer to this Baptist preacher as they would a Catholic priest; others write to request Bibles in English or French, which are sent without charge. One request came in "Dear Bible Company: Would you please send me one of your no-profit Bible."

Woerner was educated in England and Wales and later at Wayland Baptist College, Plainview, Tex. He is the son of a French Baptist minister who is semi-retired living in Douai, France. He married the former Glenda Smith of McLean, Tex. They are parents of two sons, David, 17, and Timmy, 15. The radio preacher is still a citizen of France. Members of his family are citizens of both countries.

Because of his military obligation to France he was recalled in 1961 during the Nigerian crisis. While there, he served as pastor of English language churches.

Louisiana Baptists provide support through the state's Cooperative Program and state missions offering for the French radio ministry and make no charges for any of the materials mailed or services performed. Even the air time is paid to each station.

Woerner has been promised part time secretarial help for next year to answer letters and mail Bibles. He plans more publicity for the program and he would like to initiate a cassette ministry that will be sent to listeners free as the Bibles are sent.

Market Place

PARR'S REST, INC.
Private Home for Elderly Ladies
Baptist managed. Not a nursing home. Private room. Near bus line. Protective environment. Religious, social and recreational activities available.
Mrs. Rene Groves, Adm.
969 Cherokee Road, Louisville, Ky. 40204

SERVING ALL RELIGIONS
Prices to satisfy every preference and need
AIR CONDITIONED — PARKING AREAS
L. D. PEARSON & SON, INC. FUNERAL HOMES — Since 1848
1310 S. THIRD Phone 634-3628
149 BRECKINRIDGE LANE Phone 896-0349
PEARSON FUNERAL SERVICE
Louisville, Kentucky
Members: Kentucky Funeral Directors Burial Association
Members: National Selected Morticians by Invitation

IRRITATED EYELIDS?
Bathe them with LAVOPTIK, the Medicinal Eye Wash. Soothes and relieves sore, burning, itching eyelids; relaxes tired eyes. For dependable eye comfort insist on LAVOPTIK Eye Wash, eye cup included at your druggist. Satisfaction guaranteed or your money back.



A beautiful 8x10 religious poem bordered with colored roses is now available: Single Prints $1.98, Framed Prints $4.50—deluxe frame $7.50. To order enclose money order or check to "The Roses of Life," Route 1, Ekron, Ky. 40117. Quick Service.

HERBERT C. CRALLE FUNERAL HOME
Edwin R. Hillock, President
Wallace C. Hatler
Phone 896-8821
Frankfort and Peterson Avenue
Louisville, Kentucky

Franklin Owen

VERBIAGE

I was brought up in an era of more formal speech and behavior. Most young men and women recognized as a goal of maturity that of learning to behave like our elders and coming to the time when we could stand among them as intelligent adults, well poised, in self respect and acceptable composure. (That was before the rebellion.) Maybe we were a little too stiff, too formal, but I know that some of the changes that have now come about are not necessarily improvements.



Consider the question of today's acceptable speech. Crude expressions have not only come into common use as the parlance of the street but the same vernacular has become accepted for platform and rostrum use. For example: What we used to call a "heartfelt" impression has now become known as a "gut feeling." Now I ask you, is that improvement? Whereas we once had "heart religion," now we have "gut religion." To me, it seems more appropriate for one to feel it in his heart than in his guts. (Excuse my necessary use of the term I criticize.)

While on this subject should I mention the printing of words in much of the public press that used to be unmentionable, except possibly in the frankest, limited company? Then there is the growing tendency among church people to speak of "hiring" and "firing" ministers of Christ instead of "calling" them and asking for their resignations.

We used to call our offsprings "children," not "kids." Oh, we have always called them kids in a loose manner of familiar speech, but in writing or in any kind of reasonably formal utterance we referred to them as children. Now you read bumper stickers, "Have you hugged your kid today:" Speakers on rostrums talk about Sunday school and training "for the kids." Back when I used to speak of kids, my elders would remind me that "a kid is a goat."

Did it all start when we began to use modern speech translations of the Bible instead of the stately, reverent, King James translation? (Or shall I say King "Jim"?)

Our Baptist Heritage

As we have seen, the denominational rivalries of the mid-19th century produced some keen humor. They also produced one of the most influential movements ever to arise among Southern Baptists: Old Landmarkism, or simply, Landmarkism.

An attempt to establish Baptist identity and uniqueness, Landmarkism was the product of the acute minds of J. R. Graves of Tennessee (who had pastored the Mt. Freedom Baptist Church near Nicholasville) and J. M. Pendleton, pastor of the First Baptist Church in Bowling Green. The Landmarkers began with the judgment that only local Baptist churches were *true* New Testament churches (though they did not deny that there were Christians in other denominations).

Since only local Baptist churches were true New Testament churches, they argued, only Baptist baptism was valid, only Baptist ministers were true ministers, and the Lord's Supper was only for members of a local Baptist church. Christians coming to Baptist churches from other denominations, then were considered unbaptized, and visitors to a Baptist church were not to share in the Lord's Supper (this practice is known as closed communion). Many Baptist churches already held views similar to these at the time of Graves and Pendleton, but their writings, especially in the *Tennessee Baptist,* gave these ideas wide popularity in the Old Southwest. The movement had its opponents, however, who recognized that there had always been diversity among Baptists in Kentucky regarding questions such as "alien immersion" and close communion.



Jack Birdwhistell

It was Landmarkism that also spread the popular idea that, on the basis of Matt. 16:18, there must have been a succession of local Baptist churches since the time of Jesus. Therefore, it was argued, Baptists proceeded from a "trail of blood" which included such diverse groups as Donatists, Cathari and Waldenses.

Especially strong in western Kentucky, Landmark ideas have nurtured and strengthened the faith of many Kentucky Baptists. Others have gradually moved away from these views as denominational rivalries lessen and as Baptists recognize the contributions of other denominations.

Sunday School Lessons

by H. C. Chiles, Murray, Ky.

International Series

Reconciled To Jesus Christ

Benefits of Justification — Romans 5:1-5

1. Peace with God.

Peace with God is an intelligent and calm sense of friendship and fellowship with him. Through Christ's death peace with God was made available to us.

2. Access to God.

It is through Christ that we have continuing access into God's presence and favor. A believer in Christ may "come boldly unto the throne of grace" and receive a royal welcome.

3. Rejoicing in the hope of glory.

Complete triumph has not yet been experienced or obtained, but the believer in Christ has the assurance of one day being in the presence of God and being conformed to the image of Christ, that is, having a body like unto his glorious body.

4. Exultation in trouble.

Christ enables the Christian to conquer his trials and tribulations. When troubles and trials are met bravely and courageously, and in dependence on the divine strength, the Christian emerges purer, better and stronger.

Proof of God's Love — Romans 5:6-8

Men are sinners by nature, by choice and by practice. It is truly wonderful that "God is love" and loves sinners. Christ died for those who were without merit. Voluntarily, vicariously and victoriously "Christ died for the ungodly." We shall never cease to be grateful that God expressed his unmerited, unchanging, unfailing and unending love for us in and through the death of Christ, thereby transforming us from slaves of Satan into children of God.

Blessings of Salvation — Romans 5:9-11

While we were without Christ and hope, God took the initiative in reconciling us unto himself. His wonderful salvation is threefold in its nature.

1. Past.

When the sinner, who was without Christ, God and hope, repented and believed on the saviour, he was regenerated, saved from the penalty of sin, delivered from wrath and reconciled to the Lord.

2. Present.

Christ saves the believer from the power of sin as he yields himself to him.

3. Future.

Christ, who saves from the penalty of sin at conversion and from the power of sin during the Christian life, will save from the presence of sin when he takes the believer out of this world, where sin is so prevalent, and takes him to heaven.

Life and Work Series

Called To Be Saints

All who have believed on Christ to the saving of their souls God calls "saints." He expects them to be dedicated to him and faithful in his service. When they are faithful to their trust, the Lord can rely on them to carry out his purposes.

I Peter 1:13-16

To counteract the tendencies to do wrong, Peter urged believers to live soberly and hopefully, looking to the return of our saviour. He challenged them to nourish in their hearts a steadfast hope, one that is defiant of changing circumstances.

Because God is holy his children are exhorted to be holy also. He has a perfect right to demand that his children be characterized by holiness. It is good to know that we can depend on God to provide the necessary strength for us to live in a manner which pleases him.

I Peter 2:4-5, 9-10

All of us whom Christ has saved are "priests" and are permitted and enabled to share in the continuing work of the Lord by offering ourselves in loving obedience to him and in loving service to our fellowmen for him.

The birth from above qualifies one for the royal priesthood. Whatever of dignity, privilege, responsibility and power there may be in royal priesthood, we must remember that it belongs to all believers in Christ and not merely some of them.

The functions of the royal priesthood may be summarized in three words—sacrifice, intercession, and benediction. As members of the priesthood we come into God's presence, bringing our gratitude, praises and worship; also interceding with him and others. God is seeking worshipers, workers and witnesses who through enabling grace will live, speak and act in such a manner as to be a blessing to others.

John 17:13-19

A large portion of the earthly life of Christ was given to prayer and meditation. In "The Lord's Prayer" (John 17) Christ did not ask the Father to deliver the disciples from temptation, suffering and sorrow, but that they might be preserved while passing through these experiences.

Neither did Christ pray for the satisfaction and honor of the disciples, but for their sanctification. He prayed that they might be set apart to do the specific work of representing him effectively. God's truth constituted the means through which they were to be sanctified. His representatives needed special cleansing grace to make them vessels fit for the use of the master.

As the Father had sent the Son into the world, Christ was sending forth his disciples as his representatives and messengers. What a high and holy privilege it is to be messengers of Christ to those who need his message!

Missions & Ministries



St. Pierre, Martinique, and 30,000 inhabitants were wiped out when Mt. Pelee erupted in 1902. Threats of a similar eruption on nearby Guadeloupe have put missionaries on emergency schedules working with thousands of evacuees.

Brotherhood and WMU Staffs Plan Together

National staffs of the Southern Baptist Woman's Missionary Union (WMU) and the Brotherhood Commission pooled their muscles for boosting missions education during a joint retreat in Rogersville, Ala.

In their first across the board staff consultation since 1968 WMU and the Brotherhood leaders pledged themselves to funnel missions information through every possible medium in a jointly prepared and jointly led strategy for missions education.

Leaders also charted a "bold mission" leadership conference at Glorieta (N. M.) Baptist Conference Center, July 9-15, 1977. The two missions organizations will offer training in major projects for the SBC's 1977-79 emphasis on bold mission.

Brotherhood and WMU will jointly sponsor new approaches to study, prayer and support of missions during the emphasis.

In addition, during the Glorieta conference, WMU and Brotherhood will offer a full range of training for their officers and their leaders. The two organizations will jointly stage evening sessions.

The 36 WMU and Brotherhood staff members discussed mutual concerns in camping, missions organizations on college campuses, promoting the home and foreign missions graded series of mission books, WMU and Brotherhood in language churches, and maintaining missions organizations in small churches. Task forces laid plans for prayer and study projects that will be promoted jointly during the bold missions emphasis in 1977-79.

State's Baptist Students At Danville Oct. 10-12

The 49th Kentucky Baptist student convention is scheduled at First Baptist Church, Danville, Oct. 8-10.

Principal speakers will be Ron Stone, pastor of Winchester's Central Baptist Church, and Glenn Hinson, professor of church history at Southern Seminary, Louisville.

Musical groups on the program include the Morehead State University BSU Choir; "Lord's Prayer," choir from the Kentucky School for the Deaf; Georgetown College BSU Choir; "Belmont Reasons," Belmont College, Nashville, Tenn.; and Eastern Kentucky University BSU Choir.

The 1975 BSU drama team, seminars in 12 areas, creative Bible study and recreational activities round out the two-day event.

The first session opens at 6:45 p.m. Friday evening.

Brotherhood Convention Set Oct. 7-8 at Berea

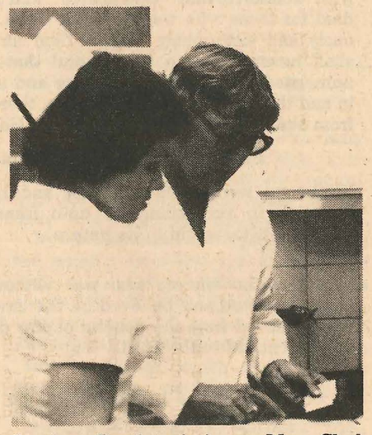
"Let the Church Stand Up" is theme of the 1976 Kentucky Baptist Brotherhood convention Oct. 7-8 at Silver Creek Baptist Church, Berea.

A report by 20 Kentucky Baptist men who formed a one-week reconstruction team to Guatemala in the wake of that country's physical disaster last spring will highlight this year's meeting. The group shares its testimony at the closing session Friday night following a bean soup supper.

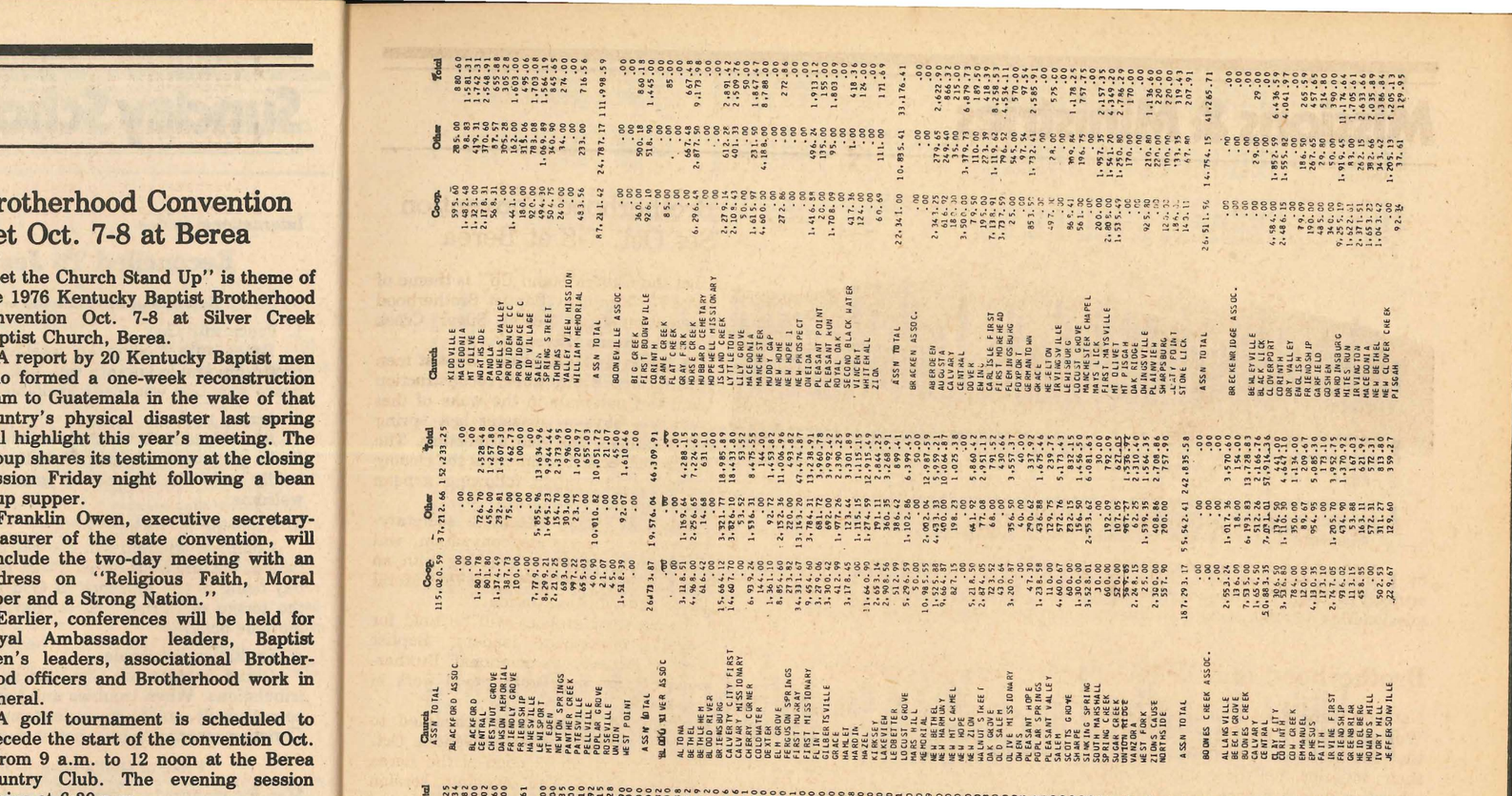
Franklin Owen, executive secretary-treasurer of the state convention, will conclude the two-day meeting with an address on "Religious Faith, Moral Fiber and a Strong Nation."

Earlier, conferences will be held for Royal Ambassador leaders, Baptist Men's leaders, associational Brotherhood officers and Brotherhood work in general.

A golf tournament is scheduled to precede the start of the convention Oct. 7 from 9 a.m. to 12 noon at the Berea Country Club. The evening session begins at 6:30 p.m.



Southern Baptist missionary Mary Clark [right] and summer missionary Kaye Garbett work together at a nurses' station in the Sanyati [Rhodesia] Baptist Hospital. Miss Garbett is president of the Georgia Baptist Student Union and a junior at Georgia Baptist Hospital School of Nursing, Atlanta.



Church	Co-op.	Other	Total
ASSN TOTAL	115,020.59	37,212.66	152,233.25
BLACKFORD ASSOC.	.00	.00	.00
BLACKFORD	.00	.00	.00
CENTRAL	1,803.78	726.00	2,528.78
CHESTNUT GROVE	901.80	456.00	1,357.80
PARSON MEMORIAL	1,239.75	767.84	2,007.59
FRIENDSHIP	387.73	.00	387.73
HAWESVILLE	100.00	100.00	200.00
HEMISPORT	.00	.00	.00
HEMP	7,779.00	5,855.76	13,634.76
NEWTON SPRINGS	8,299.21	1,645.23	9,944.44
PANTHER CREEK	2,129.25	154.70	2,283.95
PELLVILLE	1,500.00	393.00	1,893.00
POPLAR GROVE	997.22	98.00	1,095.22
ROSEVILLE	65.00	.00	65.00
WEST POINT	1,518.39	92.07	1,610.46
ASSN TOTAL	26,473.34	19,574.04	46,309.91
BLOOD RIVER ASSOC.	.00	.00	.00
ALTONA	3,118.60	1,159.00	4,288.60
BETHEL	4,948.00	2,256.65	7,224.65
BETHLEHEM	46.42	14.68	61.10
BRIERSBURG	15,664.12	3,321.77	18,985.89
CALVERTY CITY FIRST	14,607.70	3,826.10	18,433.80
CHERRY GROVE MISSIONARY	.00	53.52	53.52
CHERRY CREEK	6,993.24	1,936.00	8,929.24
COLDWATER	144.00	.00	144.00
DEXTER	1,361.10	92.72	1,453.82
FERGUSON AVE	8,893.60	2,152.36	11,045.96
FERGUSON SPRINGS	14,331.67	3,143.20	17,474.87
FIRST MISSIONARY	9,654.60	3,784.31	13,438.91
FULTON	2,824.05	691.70	3,515.75
GILBERTSVILLE	3,300.42	692.70	3,993.12
GRACE	412.99	1,977.26	2,390.25
HAROLD	3,178.45	123.44	3,301.89
KIRKSIE	2,653.14	1,791.11	4,844.25
LEBANON	2,653.95	360.25	3,014.20
LEDBETTER	1,702.96	1,274.59	2,977.55
LOCUST GROVE	5,296.59	1,102.86	6,399.45
MARS HILL	50.00	.00	50.00
MAYFIELD	10,787.55	2,001.36	12,788.91
MEMORIAL	1,525.38	1,463.81	2,989.19
MT BETHEL	9,664.97	460.00	10,064.87
MT HOPE	827.15	198.23	1,025.38
NEW BETHEL	5,218.50	641.92	5,860.42
NEW HARMONY	2,824.05	77.08	2,951.13
NEW HOPE	3,200.97	354.50	3,557.47
NEW ZION	430.64	64.00	494.64
OLIVE MISSIONARY	3,200.97	354.50	3,557.47
OLIVET	47.30	40.00	87.30
OLIVE MISSIONARY	3,200.97	354.50	3,557.47
OLIVET	47.30	40.00	87.30
PLEASANT HOPE	1,238.58	436.88	1,675.46
POPLAR SPRINGS	110.00	129.75	239.75
PLEASANT VALLEY	4,600.67	572.76	5,173.43
SCOTTS GROVE	4,600.67	572.76	5,173.43
SHARPE	1,300.00	156.50	1,456.50
SILVER SPRING	3,528.01	2,553.62	6,081.63
SPRING HILL	600.00	.00	600.00
SPRING CREEK	600.00	192.09	792.09
SUGAR CREEK	520.00	107.05	627.05
TABERNACLE	2,248.15	457.25	2,705.40
VANZANDT	2,248.15	457.25	2,705.40
WEST FORK	2,300.00	1,539.35	1,564.35
WILLIAMS CHAPEL	2,300.00	408.86	2,708.86
WHITE PLAINS	557.90	7,597.90	7,597.90
ASSN TOTAL	167,293.17	55,542.41	242,835.58
BOONES CREEK ASSOC.	.00	.00	.00
ALLARDVILLE	2,953.24	1,017.36	3,970.60
BEECH GROVE	136.00	18.00	154.00
BOONES CREEK	7,453.00	1,453.00	8,906.00
CENTRAL	50,883.35	7,071.01	57,954.36
CITY	3,174.00	174.00	3,348.00
COVE CREEK	784.00	350.00	1,134.00
EMMANUEL	1,120.15	89.67	2,09.67
FAITH	4,113.15	954.95	5,068.10
IRVINE FIRST	1,265.70	1,501.05	2,766.75
FRIENDSHIP	1,747.05	976.02	2,723.07
GALILEE	1,453.00	431.00	1,884.00
HEIDELBERG	458.35	1,363.00	1,821.35
HOWARDS HILL	572.31	572.31	1,145.62
JEFFERSONVILLE	2,579.67	720.60	3,299.27

Church	Co-op.	Other	Total
KIDDVILLE	595.60	285.00	880.60
KEDRONIA	1,482.48	98.83	1,581.31
KELLYS CAMP	1,323.00	419.31	1,742.31
MOUNTAINSIDE	1,773.11	777.97	2,551.08
PANOLA	58.31	37.97	96.28
PINE GLEN VALLEY	1,441.00	305.28	305.28
PROVIDENCE E C	180.00	162.00	1,603.00
REID VILLAGE	920.00	783.08	1,703.08
SPRING STREET	494.30	1,069.89	1,564.19
THOMAS	350.00	350.00	825.65
VALLEY VIEW MISSION	24.00	24.00	274.00
WILLIAM MEMORIAL	493.56	233.00	716.56
ASSN TOTAL	87,211.42	24,787.17	111,998.59
BOONEVILLE ASSOC.	.00	.00	.00
BIG CREEK	.00	.00	.00
BOONEVILLE	360.00	500.18	860.18
CORINTH	926.10	518.90	1,445.00
CRANE CREEK	85.00	.00	85.00
GRAY CREEK	.00	.00	.00
HORSE CREEK	6,296.04	667.48	6,963.52
HUBBARD CEMETARY	.00	2,679.00	9,179.00
ISLAND MISSIONARY	.00	611.35	2,891.42
ISLAND CREEK	2,279.07	401.25	2,680.25
LITTLETON	2,108.43	50.00	50.00
LILY GROVE	50.00	6,188.00	8,788.00
MANCHESTER	2,600.00	231.50	1,847.47
MUDDY GAP	1,616.97	4,188.00	4,188.00
NEW PROSPECT	4,188.00	.00	.00
NEW HOPE 1	.00	272.86	272.86
NEW HOPE 2	272.86	.00	.00
OLIVE	.00	.00	.00
OLIVET POINT	.00	494.24	1,913.12
OLIVET	1,416.88	135.00	155.00
OLIVET POINT	20.00	95.00	1,803.09
ROYAL OAK	1,708.09	.00	.00
SECOND BLACK WATER	.00	417.36	418.36
VALLEY VIEW	1.00	124.00	124.00
WHITEHALL	.00	.00	.00
ZION	60.69	111.00	171.69
ASSN TOTAL	22,341.00	10,885.41	33,176.41
BRACKEN ASSOC.	.00	.00	.00
ABERDEEN	2,341.25	279.00	2,620.25
AUGUSTA	616.72	249.45	866.17
BETHEL	1,621.30	215.00	215.00
CENTRAL	3,730.12	3,730.12	6,879.73
DOVER	7,950.00	110.00	110.00
EMMANUEL	7,950.00	273.39	273.39
FALMOUTH FIRST	11,737.91	1,419.62	418.39
FIRST MORHEAD	2.50	8,258.53	8,258.53
FLEMINGSBURG	545.00	4,713.11	4,713.11
GERMANTOWN	85.50	570.00	570.00
GRACE	1,797.54	97.54	97.54
HENDERSON	1,732.41	2,585.91	2,585.91
HILLSBORO	.00	.00	.00
LOCUST GROVE	24.00	575.00	575.00
MAYSVILLE	1,475.00	.00	.00
LEWISBURG	86.50	99.00	1,178.25
LOCUST GROVE	50.00	176.75	176.75
MAYSVILLE FIRST	1,967.35	2,157.35	2,157.35
MAYSVILLE CHAPEL	1,525.00	1,525.00	1,525.00
MT OLIVET	1,555.49	1,250.80	2,776.29
NEW HOPE	170.00	170.00	170.00
OAK RIDGE	.00	.00	.00
OWINGSVILLE	210.00	210.00	1,136.00
SHANNONTOWN	220.00	220.00	220.00
SHARPSBURG	1,200.00	1,200.00	1,200.00
SLATY POINT	14.32	14.32	14.32
STONE LICK	143.11	67.00	210.11
ASSN TOTAL	26,511.56	14,754.15	41,265.71
BRECKENRIDGE ASSOC.	.00	.00	.00
BEWLEYVILLE	.00	.00	.00
BLACKLICK	.00	29.00	29.00
CALHOUN	4,584.00	.00	.00
CORINTH	2,484.35	1,955.82	6,436.59
DRY RIDGE	.00	.00	4,041.07
DRY VALLEY	179.09	1,955.82	.00
FRIENDSHIP	1,932.63	186.50	2,065.59
GARFIELD	1,746.00	270.65	657.65
GOSHEN	485.00	172.65	485.00
HARRISBURG	9,527.25	390.00	390.00
HITES RUN	11,527.25	11,174.64	11,174.64
IRVINGTON	1,971.51	2,493.61	2,493.61
MCKENDREE	1,663.23	392.66	2,035.89
NEW CENTER	1,043.37	1,362.58	2,405.95
NEW CLOVER CREEK	92.34	37.61	129.95

Church	Co-op.	Other	Total
GOSHEN	304.00	51.25	355.25
FIRST LAWRENCEBURG	17,763.07	2,861.27	20,624.34
PLEASANT GROVE	994.32	85.50	1,079.82
SALEM	10,000.00	45.00	65.00
SAND SPRING	9,062.60	3,345.00	12,407.60
TYRONE	233.60	40.00	273.60
VAN BUREN	.00	362.00	362.00
ASSN TOTAL	30,042.67	7,886.94	37,929.61
BELL CO ASSOCIATION	.00	.00	.00
ALVA	30.00	53.35	83.35
BEAVER CREEK	5.00	100.00	105.00
BETHLEHEM	41.00	40.10	104.10
BIRCHTOWN	2,812.56	1,948.59	4,761.15
CALEDONIA	.00	10.28	10.28
CALVARY	1,106.00	77.30	1,183.30
ANTIOCH, GRENDA	.00	.00	.00
COLDIRON	26.70	269.30	296.00
DUNLAP HOLLOW MISSION	.00	.00	.00
EAST PELLVILLE AVE	1,241.23	1,054.65	2,300.88
EAST PINEVILLE	1,057.22	100.00	1,057.22
FERNDALE BAPTIST MISSION	74.72	74.72	149.44
FIRST PINEVILLE	145.52	.00	145.52
FIRST PINEVILLE	8,618.06	8,618.06	25,060.10
FIRST BLACKMONT	16,441.44	8,441.44	25,060.10
FOUSH CHAPEL	567.30	98.16	665.46
GARNERSVILLE MISSION	405.11	660.10	1,065.21
HARMONY	.00	9.00	9.00
HAYNES AVE	.00	.00	.00
HENSLEY CHAPEL	35.00	340.00	375.00
HOSKINS	2,096.55	1,233.75	3,330.30
JENSEL	.00	42.00	42.00
KETTLE ISLAND	.00	.00	.00
MELDRUM	.00	35.00	35.00
MIDDLEBROOK CHAPEL	.00	210.28	210.28
MOSS CHAPEL	45.00	100.00	145.00
NEWMAN	.00	.00	.00
NEWTON	80.22	81.37	889.59
NORTHSIDE	.00	145.00	145.00
NEW FIRST ARMENT MISSIONARY	32.00	.00	339.49
OLD CANNON CREEK	.00	.00	.00
OLD SALEM 1	.00	.00	.00
OLD SALEM 2	.00	50.00	50.00
OLD STRAIGHT CREEK	4,89.18	3,730.12	8,609.30
PATTON	473.53	28.10	501.63
PEACH GROVE	.00	.00	.00
RED OAK	.00	.00	.00
RICHARDSONS CHAPEL	.00	.00	.00
RIVERVIEW	1,425.72	175.03	1,600.75
SOUTHSIDE	1,645.00	1,045.00	2,690.34
MT HEBRON	.00	420.19	420.19
SUNSET PARK	57.00	.00	.00
TRACY BRANCH	.00	6.53	583.60
TUGGLEVILLE	127.30	.00	127.30
WALLACE	.00	65.00	65.00
WASIOTA	.00	220.00	220.00
WEST CUMBERLAND	560.36	182.95	743.31
WEST PINEVILLE	1,365.02	431.00	1,797.02
WHIPPLE MISSION	108.67	100.00	208.67
ASSN TOTAL	53,759.08	31,801.22	85,560.30
BETHEL ASSOC	.00	25.00	25.00
ADAIRVILLE	6,900.00	1,967.63	8,867.63
AUBURN	9,547.80	1,970.10	11,517.90
BETHANY	1,173.43	2,131.58	3,305.01
UNIPLING SPRINGS	8,921.68	4,097.40	13,019.08
ELKTON	29,431.10	8,009.37	37,667.47
FIRST RUSSELLVILLE	2,470.08	366.95	3,096.63
GUTHRIE	2,470.08	2,470.08	4,940.16
KEYSBURG	64.32	600.12	664.44
MT ZION	1,265.00	1,272.33	2,537.42
NEW HOPE	1,631.21	1,715.00	2,123.00
NEW UNION	5,969.59	1,965.92	7,935.51
PLEASANT GROVE	8,341.15	1,832.63	10,173.78
RUSSELLVILLE SECOND	1,173.43	1,173.43	2,346.86
SHARON GROVE	1,064.64	217.74	1,282.38
TABERNACLE	974.22	233.36	1,207.58
TRENTON	1,470.92	1,470.92	2,941.84
WALNUT GROVE	6,705.00	3,305.00	10,010.00
WARREN	3,826.65	804.35	4,631.00
WESTERN HEIGHTS	1,675.49	252.50	1,928.99
WOODLAWN	1,967.50	1,967.50	3,935.00
	2,184.21	1,115.88	3,300.09

Church	Co-op.	Other	Total
ALLEN ASSOCIATION	445.50	.00	445.50
BATH FORK	.00	.00	.00
BETHLEHEM	.00	.00	.00
BIG CREEK	31.00	.00	31.00
CLAY HILL	85.00	.00	85.00
CLEAR CREEK	150.00	1,200.00	1,350.00
CLEAR CREEK FIRST	150.00	.00	150.00
COVE	.00	.00	.00
FOUNTAIN RUN	37.56	87.46	125.02
HARMONY HOLLOW	.00	.00	.00
HULLAND	60.72	79.72	140.44
HOPEWELL	16.56	122.00	138.56
LITTLE	78.00	128.66	206.66
MT GILEAD	2,024.71	2,638.18	4,662.89
NEW BETHEL	30.50	90.00	120.50
NEW HOPE	570.00	129.00	699.00
NEW PROVIDENCE	566.66	433.00	999.66
NEW SALEM	.00	.00	.00
OAK FOREST	50.00	50.00	100.00
OLIVE BRANCH	.00	.00	.00
PLEASANT HOPE	.00	.00	.00
SHILOH CREEK	12.50	.00	12.50
SOUTHSIDE	19,415.62	115.00	19,530.62
SUMMER GROVE	3,376.53	21.00	3,397.53
WHITE PLAINS	167.05	.00	167.05
ASSN TOTAL	1,213.71	195.00	1,408.71
	23,270.29	5,299.37	28,569.66
WARREN ASSOCIATION	.00	.00	.00
ALTON	25.00	25.00	50.00
BEECH GROVE	650.00	620.00	1,270.00
BOWLING	.00	177.05	177.05
CHATTLE	32.64	.00	.00
FELLOWSHIP	.00	421.00	421.00
GLENWOOD	66.00	20.00	20.00
		850.00	850.00

Mission Giving

Our thanks to all the churches and associations for their mission support for Cooperative Program and designated Baptist causes during the fiscal year of our Convention which closed Aug. 31. You will note that they are listed by church names and in associational groups. We would appreciate your checking the record of your own church, and if there is any noted discrepancy in our records to report same to Mr. Barry Allen, our business manager, P. O. Box 43433, Middletown, KY 40243.

We thank God for the giving of our people that broke all existing records in convention totals during the past year. Pray for continued growing support. Though we are proud of this record we all know that if it were 100 times this much it would not adequately honor our Lord for all His benefits toward us.

Church	Co-op.	Other	Total
STEPHENSPORT	147.17	.00	147.17
WALNUT GROVE	526.49	398.00	494.49
ASSN TOTAL	24,406.20	8,602.78	33,008.98
CALDWELL ASSOC	.00	.00	.00
ADDIEL	.00	.00	.00
BETHEL HILL	1,387.00	778.65	2,165.65
CALVARY	1,648.53	496.45	1,894.98
CEDAR BLUFF	610.55	42.00	652.55
CHAPEL HILL MISSIONARY	.00	155.41	155.41
CHARLESTON	2,374.00	2,965.00	5,339.00
CHILDEN	153.66	96.99	250.65
ODAHLOSEK	3,208.36	455.92	3,663.88
EDGEWOOD	1,878.87	1,739.80	3,618.67
EUDAVILLE FIRST	8,654.01	1,732.23	10,386.24
FIRST FRANKLIN	2,998.33	2,176.03	5,174.36
FIRST PRINCETON	199,295.70	1,979.16	201,274.86
GRACE	1,726.27	40.43	1,766.70
HIGHLAND	728.96	6,389.00	7,117.96
HOPEWELL	1,800.00	70.00	1,870.00
LEBANON	1,241.00	162.00	1,403.00
MACEDONIA	3,076.33	161.95	3,238.27
MT PISGAH	1,347.95	171.27	1,519.22
MT ZION	3,446.79	184.39	3,631.18
NEW HOPE	1,773.33	1,797.42	3,570.75
NEW SALEM	1,578.00	1,992.00	3,570.00
PLEASANT VIEW	1,470.00	165.40	1,635.40
SAXTON	500.00	100.00	600.00
VALLEY CREEK	5.92	.00	5.92
ASSN TOTAL	2,149.47	583.52	2,732.99
EDMONSON ASSOC	.00	.00	.00
BEULAH	222.00	.00	222.00
BIG SPRINGS	3,850.00	1,617.00	5,467.00
BIRMINGHAM	.00	.00	.00
HILL GROVE	.00	.00	.00
HOLLY SPRINGS	.00	.00	.00
MACEDONIA MISSIONARY	.00	60.00	60.00
LIBERTY HILL	.00	.00	.00
NEW GROVE	.00	102.00	102.00
OTTER CAP GROVE	.00	.00	.00
PLEASANT GROVE	.00	100.00	100.00
POND CREEK	158.75	.00	158.75
SILENT GROVE	.00	32.00	32.00
UNION LIGHT	.00	.00	.00
ASSN TOTAL	4,008.75	2,351.58	6,360.33
ELKHORN ASSOC.	.00	25.00	.00
BROADWAY	15,881.31	1,462.71	17,344.02
CALVARY CHAPEL	2,665.09	2,810.23	5,475.32
CANE RUN	188.00	100.00	288.00
CENTRAL PARIS	2,665.09	250.00	2,915.09
CHERRY CHASE	2,449.00	2,616.00	5,065.00
CLEAR CREEK	6,819.92	1,497.50	8,316.42
CORNERSTONE	94.02	237.80	331.82
DAVIDS FORK	4,927.13	620.75	5,547.88
DRY RUN	1,000.72	400.00	1,400.72
EUBANK MEMORIAL	2,098.00	1,148.00	3,246.00
EASTLAND PARK	3,108.22	3,148.16	6,230.23
EDGEWOOD	2,936.00	2,084.65	5,020.65
FAIRVIEW	2,680.00	1,356.00	4,036.00
FIRST LEXINGTON	15,440.87	731.08	16,171.95
FIRST PARIS	2,380.55	1,021.93	3,382.48
GRACEY	6,251.13	993.48	7,244.61
HELLCREST	2,475.33	971.29	3,446.62
LAFAYETTE	1,605.37	294.60	1,899.97
LITTLE RIVER	1,327.56	404.70	1,732.26
LUCUST GROVE	1,731.10	167.45	1,898.55
MT ZION	1,619.19	8,300.29	9,919.48
NEW BARREN SPRINGS	1,721.22	132.22	1,853.44

Church	Co-op.	Other	Total
EMILY MORTMUP	100.00	40.00	140.00
EMMANUEL	.00	60.00	60.00
ELKHORN	.00	.00	.00
FIRST	1,627.73	709.29	2,337.02
FIRST	36,283.73	9,255.68	45,539.41
FIRST GRAYSON	3,990.00	1,279.11	5,269.11
FIRST HEMING	1,077.05	1,281.87	2,358.92
FIRST LOUISA	9,889.14	4,809.00	14,698.14
FIRST OLIVE HILL	1,889.18	668.60	2,557.78
FIRST OLIVE HILL	1,247.36	600.00	1,847.36
FIRST SANDY HOOK	847.33	25.00	872.33
FIRST SOUTHMORE	3,636.82	1,899.39	5,536.21
GRAYSON	2,119.84	635.49	2,755.33
GREEN GROVE	1,112.87	877.40	1,990.27
HARRISBURG	41.00	46.50	46.50
KENWOOD MISSIONARY	.00	454.00	454.00
KIRK MEMORIAL	.00	24.00	24.00
LLOYD FIRST	1,695.95	297.61	1,246.60
MT OLIVET	948.00	.00	.00
NEW HOPE	.00	2,069.58	2,069.58
NEW HOPE	9,711.58	5,090.15	14,801.73
NEW HOPE	1,344.00	90.28	1,434.28
RIVERVIEW	5,733.47	1,630.53	7,364.00
ROSE HILL	.00	.00	.00
RUSSELL FIRST	2,981.92	1,954.00	4,935.92
ASHLAND SECOND	1,440.00	750.00	2,190.00
SALEM	4,401.71	540.02	4,941.73
SALYERSVILLE	1,058.33	401.34	1,459.67
UNION	282.08	.00	282.08
UNITY	1,188.00	1,194.00	2,382.00
WAYSIDE	2,149.92	1,011.93	3,161.85
WILDWOOD	441.49	3,015.00	3,456.49
WILLARD	1,344.00	552.00	1,896.00
WOLFE CREEK	4,643.31	721.40	5,364.71
ASSN TOTAL	165,226.85	49,141.58	214,368.43
HENRY CO ASSOC.	.00	.00	.00
BETHLEHEM	5,964.33	884.69	6,852.68
CAMPBELLSBURG	7,965.31	1,845.00	9,810.31
CARMEL HILL	.00	445.00	445.00
MOUNTCASTLE FIRST	6,495.96	2,394.85	8,854.81
MT OLIVET	3,115.00	2,993.53	6,108.53
MT VERNON	1,750.18	726.95	2,477.13
NEW HARMONY	74.2.67	634.22	1,376.91
NEW HOPE	2,949.33	25.00	2,974.33
NEW HOPE	441.49	45.19	486.68
PLEASANT GROVE	.00	28.00	28.00
PORT ROYAL	2,315.67	1,24.5.15	3,560.82
ROCKY FIELD	3,628.84	1,792.53	5,421.37
SMITHFIELD	1,469.46	1,156.73	2,626.19
UNION	30.00	76.00	376.09
WOODBURY	.00	65.00	65.00
ASSN TOTAL	17,934.22	5,185.06	22,721.28
GOSHEN ASSOC.	.00	.00	.00
GLADVIEW	.00	.00	.00
HARRODSBURG	.00	.00	.00
HOPEWELL	.00	.00	.00
MACEDONIA	.00	35.00	35.00
MT ZION	.00	.00	.00
NEW ZION	24.00	116.00	140.00
STONE COAL	65.43	89.35	154.78
RED LICK	1,469.46	230.92	1,700.38
SALEM	30.00	65.00	95.00
UNION	71.42	80.00	151.42
WOODBURY	.00	867.02	.00
ASSN TOTAL	7,088.72	4,009.39	11,098.11
JACKSON ASSOC.	.00	.00	.00
BETHEL	44.00	50.00	94.00
BIG HILL	882.24	400.00	1,282.24
BIRCH LICK	.00	100.00	100.00
DAVIS	.00	50.00	50.00
DRIP ROCK	.00	.00	.00
FIRST SOUTHERN	.00	.00	.00
GALILEE	.00	170.00	170.00
MT GILEAD	.00	1,000.00	1,000.00
OAK	15.00	116.00	131.00
OAKLEY FORK	.00	62.47	62.47
PINE HILL	.00	.00	.00
ASSN TOTAL	882.24	813.97	1,696.21

Church	Co-op.	Other	Total
LAUREL RIVER ASSOC	.00	.00	.00
BALD ROCK	431.65	.00	431.65
BEAR BRANCH	.00	.00	.00
BUFFALO RIDGE	.00	.00	.00
CALVARY	5.40.9	95.69	540.98
CORINTH	.00	.00	.00
FIRST EAST BERKSTOT	3,131.87	400.00	3,531.87
FIRST LONDON	10,239.40	.00	10,239.40
GREEN CREEK	305.90	.00	305.90
HOUSE HAVEN	40.47	59.36	99.83
MT HOPE	247.33	70.00	317.33
MT OLIVET	1,077.03	1,070.00	2,147.03
NEW CONCORD	1,01.47	213.10	1,227.57
NEW HOPE	90.00	.00	.00
NEW LIBERTY	.00	131.61	181.61
NORTHSIDE	1,249.82	330.10	1,579.92
PARKER	1,002.19	.00	1,002.19
PLEASANT GROVE	1,300.55	1,088.00	14,027.99
PLEASANT VIEW	.00	89.53	89.53
SALEM	1,871.43	1,188.71	3,060.14
SALEM	1,784.23	471.22	2,255.71
SOUTH LONDON	16,642.27	4,392.09	22,856.38
SPRING	250.00	.00	250.00
ST PAUL	.00	100.00	100.00
STRAWBERRY	2.50	.00	2.50
ASSN TOTAL	42,727.44	9,779.18	52,506.62
ASHLAND	1,066.26	1,123.00	1,189.26
BETHEL	1,368.79	383.33	1,752.12
CALVARY	1,411.11	410.81	1,821.92
CHAPEL	1,137.00	1,233.23	2,370.23
CHRISTIAN	.00	180.00	548.47
CLEAR CREEK	180.00	368.00	548.00
CLEAR CREEK	1,984.54	2,424.98	4,409.52
CLOVER	5,984.30	814.02	6,798.32
CRAB ORCHARD	1,776.34	199.00	1,975.34
DAVIS	15.34	.00	15.34
EAST LONDON	2,812.02	1,811.00	4,623.02
FIRE OAK	105.00	105.00	210.00
GRACE	35,221.98	9,779.18	45,001.16
GRAYSON COUNTY ASSOC	.00	.00	.00
CLARKSON	1,488.63	500.00	500.00
FIRST LEITCHFIELD	1,488.63	670.44	2,159.07
HARDY	25,152.56	6,443.01	31,595.57
HEBRON	1,97.00	145.00	145.48
LITTLE CLIFTY	4,947.81	1,791.70	6,599.51
MT HOPE	109.16	36.32	145.48
NEW BETHANY	535.11	40.00	575.11
ASSN TOTAL	35,221.98	9,779.18	45,001.16
GREEN VALLEY ASSOC	.00	.00	.00
ADVANCE	1,324.55	1,044.71	1,427.42
AINLINE	2,344.45	1,044.71	1,427.42
AUDUBON	2,310.93	1,053.14	3,364.07
BEECH GROVE	4,312.00	1,044.71	1,427.42
BEECH GROVE	2,310.93	1,053.14	3,364.07
BEECHFIELD	1,044.61	1,044.71	1,427.42
BROWDERS CHAPEL	2,053.14	1,044.71	1,427.42
CALVARY	3,785.48	2,021.28	5,808.76
CHERRY HILL	2,970.00	1,838.60	4,808.60
CORYDON	1,066.72	1,068.50	2,674.22
DUFF	154.02	119.54	273.55
EAST STREET	7,887.59	2,324.52	10,212.11
FINLEY	21,327.33	7,887.59	29,214.92
FIRST HENDERSON	2,066.25	163.65	2,229.90
GETHSEMANE	4,715.35	1,654.20	6,469.00
GLENN MEMORIAL	2,344.45	1,044.71	1,427.42
GREENVILLE TEMPLE	2,344.45	1,044.71	1,427.42
HAYES	703.51	1,583.57	2,287.08
HENDERSON	3,066.72	1,083.11	4,149.83
HENDERSON LANDING	62.0.75	150.00	770.75
HIGHLAND	2,053.14	1,044.71	1,427.42
HOPE	8,751.66	2,983.34	11,735.00
LOUISVILLE	8,751.66	2,983.34	11,735.00
MONROE	160.75	110.00	270.75
MT ZION	1,044.71	382.90	1,427.61
NEW HOPE	1,066.72	1,083.11	4,149.83
NEW SALEM	1,066.72	1,083.11	4,149.83
ASSN TOTAL	87,208.32	31,175.01	118,383.33
GREENUP ASSOC.	.00	.00	.00
ASHLAND	395.00	107.00	502.00
BIRD HILL	.00	65.00	65.00
BARRETTS CREEK	24.4.89	175.00	419.89
BIG SANDY	1,885.11	185.07	2,070.18
CALVARY	4,625.20	1,287.01	5,912.21
CANNONSBURG	4,459.20	1,832.02	6,291.22
CHADWICKS CREEK	2,782.75	1,599.33	4,382.08
CHAPEL	411.00	269.00	680.00
CHAPEL CREEK	.00	.00	.00
DANLEYTOWN	96.00	100.00	1,096.00
DENTON	501.38	150.00	651.38
DRAKES CREEK	.00	75.00	75.00
ELIZABETH JARRELL	5.00	460.00	465.00

Church	Co-op.	Other	Total
EPHESUS	10.00	.00	10.00
HARMONY	116.00	60.00	176.00
HICKORY	1,100.00	1,100.00	2,200.00
HIGH POINT	14,622.41	4,792.59	19,415.00
HOPEWELL	.00	.00	.00
LIBERTY	1,81.0.00	1,088.00	2,898.00
LITTLE BETHEL	621.30	288.00	909.30
LITTLE OBION	.00	.00	.00
MEHLER	5,409.00	1,803.00	7,212.00
MILLERS CHAPEL	244.00	58.27	302.27
MOUNT HAVEN	305.90	50.00	355.90
MT CARMEL	40.47	59.36	99.83
MT HOPE	247.33	70.00	317.33
MT OLIVET	1,077.03	1,070.00	2,147.03
NEW CONCORD	1,01.47	213.10	1,227.57
NEW HOPE	90.00	.00	.00
NEW LIBERTY	.00	131.61	181.61
NORTHSIDE	1,249.82	330.10	1,579.92
PARKER	1,002.19	.00	1,002.19
PLEASANT VIEW	1,300.55	1,088.00	14,027.99
SALEM	.00	89.53	89.53
SALEM	1,871.43	1,188.71	3,060.14
SOUTH LONDON	1,784.23	471.22	2,255.71
SPRING	16,642.27	4,392.09	22,856.38
ST PAUL	250.00	.00	250.00
STRAWBERRY	100.00	.00	100.00
ASSN TOTAL	2.50	.00	2.50
ASHLAND	1,066.26	1,123.00	1,189.26
BETHEL	1,368.79	383.33	1,752.12
CALVARY	1,411.11	410.81	1,821.92
CHAPEL	1,137.00	1,233.23	2,370.23
CHRISTIAN	.00	180.00	548.47
CLEAR CREEK	180.00	368.00	548.00
CLEAR CREEK	1,984.54	2,424.98	4,409.52
CLOVER	5,984.30	814.02	6,798.32
CRAB ORCHARD	1,776.34	199.00	1,975.34
DAVIS	15.34	.00	15.34
EAST LONDON	2,812.02	1,811.00	4,623.02
FIRE OAK	105.00	105.00	210.00
GRACE	35,221.98	9,779.18	45,001.16
GRAYSON COUNTY ASSOC	.00	.00	.00
CLARKSON	1,488.63	500.00	500.00
FIRST LEITCHFIELD	1,488.63	670.44	2,159.07
HARDY	25,152.56	6,443.01	31,595.57
HEBRON	1,97.00	145.00	145.48
LITTLE CLIFTY	4,947.81	1,791.70	6,599.51
MT HOPE	109.16	36.32	145.48
NEW BETHANY	535.11	40.00	575.11
ASSN TOTAL	35,221.98	9,779.18	45,001.16
GREEN VALLEY ASSOC	.00	.00	.00
ADVANCE	1,324.55	1,044.71	1,427.42
AINLINE	2,344.45	1,044.71	1,427.42
AUDUBON	2,310.93	1,053.14	3,364.07
BEECH GROVE	4,312.00	1,044.71	1,427.42
BEECHFIELD	2,310.93	1,053.14	3,364.07
BROWDERS CHAPEL	1,044.61	1,044.71	1,427.42
CALVARY	2,053.14	1,044.71	1,427.42
CHERRY HILL	3,785.48	2,021.28	5,808.76
CORYDON	2,970.00	1,838.60	4,808.60
DUFF	1,066.72	1,068.50	2,674.22
EAST STREET	154.02	119.54	273.55
FINLEY	7,887.59	2,324.52	10,212.11
FIRST HENDERSON	21,327.33	7,887.59	29,214.92
GETHSEMANE	2,066.25	163.65	2,229.90
GLENN MEMORIAL	4,715.35	1,654.20	6,469.00
GREENVILLE TEMPLE	2,344.45	1,044.71	1,427.42
HAYES	703.51	1,583.57	2,287.08
HENDERSON	3,066.72	1,083.11	4,149.83
HENDERSON LANDING	62.0.75	150.00	770.75
HIGHLAND	2,053.14	1,044.71	1,427.42
HOPE	8,751.66	2,983.34	11,735.00
LOUISVILLE	8,751.66	2,983.34	11,735.00
MONROE	160.75	110.00	270.75
MT ZION	1,044.71	382.90	1,427.61
NEW HOPE	1,066.72	1,083.11	4,149.83
NEW SALEM	1,066.72	1,083.11	4,149.83
ASSN TOTAL	87,208.32	31,175.01	118,383.33
GREENUP ASSOC.	.00	.00	.00
ASHLAND	395.00	107.00	502.00
BIRD HILL	.00	65.00	65.00
BARRETTS CREEK	24.4.89	175.00	419.89
BIG SANDY	1,885.11	185.07	2,070.18
CALVARY	4,625.20	1,287.01	5,912.21
CANNONSBURG	4,459.20	1,832.02	6,291.22
CHADWICKS CREEK	2,782.75	1,599.33	4,382.08
CHAPEL	411.00	269.00	680.00
CHAPEL CREEK	.00	.00	.00
DANLEYTOWN	96.00	100.00	1,096.00
DENTON	501.38	150.00	651.38
DRAKES CREEK	.00	75.00	75.00
ELIZABETH JARRELL	5.00	460.00	465.00

Church	Co-op.	Other	Total
NEW EBENEZER	243.89	86.79	330.68
NEW PALESTINE	1,253.72	233.32	1,487.04
OAK GROVE	527.00	1,055.71	1,710.71
OLIVE	1,686.00	1,792.85	3,478.85
PEMBROKE	5,759.95	2,522.00	9,858.49
PLEASANT GREEN	2,683.24	1,269.35	3,452.59
PLEASANT VIEW	4,171.25	3,907.45	45,078.70
SALEM	2,183.05	2,278.99	7,462.04
SECOND HOPKINSVILLE	634.75	333.32	968.07
SOUTH UNION	1,685.90	207.72	1,893.62
TRINITY	1,868.00	1,868.00	3,736.00
WEST MT ZOAR	261.94	91.24	353.18
WEST UNION	220.00	15.00	235.00
ASSN TOTAL	137,562.99	35,910.19	173,473.18
CRITTENDEN ASSOC.	.00	.00	.00
BETHANY	655.43	148.34	833.77
CORINTH	1,887.85	5115.99	2,303.84
DEER CREEK	5,150.62	935.00	6,003.62
DEMOSSVILLE	.00	.00	.00
FIRST	6,858.04	3,822.00	10,710.04
FREDONIA	2,915.99	890.79	3,806.78
GRACEVILLE	5,060.93	1,164.94	6,225.87
MARION	54.1.41	104.94	646.35
OLIVE	2,080.98	81.00	2,161.98
PLEASANT HILL	2,621.83	1,344.91	3,424.49
SALEM	5,385.00	784.00	6,169.00
SALEM	1,912.27	1,358.00	3,270.27
ASSN TOTAL	41,871.47	15,327.75	57,201.22
DAVIESS MCLEAN ASSOC.	.00	15.00	15.00
APOLLO HEIGHTS MISSION	810.47	.00	1,284.47
BETHABARA	2,115.53	3,355.05	5,470.58
BETHEL	6,054.48	1,944.10	8,998.58
BRUSHY FORK	702.13	58.73	760.86
BUENA VISTA	2,691.59	2,691.59	2,691.59
CALVARY	15,014.43	5,791.28	20,125.71
CLAY CREEK	1,747.45	.00	1,747.45
CLOVERPORT	5,078.94	2,964.59	8,043.53
CURDSVILLE	12,267.65	368.65	1,636.34
DAWSON	6,586.61	2,760.00	9,346.61
EAST MAIN	2,691.59	2,691.59	2,691.59
EDMONSBORO FIRST	52,838.92	12,684.18	65,523.10
GLENVILLE	893.01	732.01	1,935.02
GRACE	5,436.90	2,441.00	7,877.90
GREEN BRIER	1,555.13	197.18	1,752.31
HALL STREET	19,065.75	5,474.82	24,540.57
HARTFORD	1,249.82	330.10	1,579.92
IMMANUEL	8,291.57	2,770.17	10,661.74
ISLAND	2,100.62	478.89	2,579.51
KARNS GROVE	1,100.62	478.89	1,579.51
LIVERMORE	5,196.43	2,460.00	7,411.51
MACEDONIA	3,805.35	2,805.76	6,611.11
MT CARMEL	1,189.93	215.65	1,405.58
MT VERNON	693.60	.00	693.60
MUDDY CREEK	162.00	60.00	222.00
PANTHER CREEK	4,811.45	1,760.78	5,572.23
PLEASANT GROVE	5,037.57	1,743.99	7,581.56
PLEASANT RIDGE	3,603.20	175.96	4,779.16
ROLLING HILLS	77.22	133.00	852.95
SACRAMENTO	4,007.75	150.42	4,158.17
SOUTH HAMPTON	6,042.25	2,776.00	8,818.25
SORGHO	3,097.81	2,046.16	5,143.97
SOUTH HAMPTON	6,034.55	817.29	6,851.82
SPOTTSVILLE	4,715.35	1,654.20	6,369.55
STATION CAMP	1,810.82	5515.96	1,870.28
UNION	9,999.85	1,102.59	11,102.44
ASSN TOTAL	87,208.32	31,175.01	118,383.33
GREENUP ASSOC.	.00	.00	.00
ASHLAND	395.00	107.00	502.00
BIRD HILL	.00	65.00	65.00
BARRETTS CREEK	24.4.89	175.00	419.89
BIG SANDY	1,885.11	185.07	2,070.18
CALVARY	4,625.20	1,287.01	5,912.21
CANNONSBURG	4,459.20	1,832.02	6,291.22
CHADWICKS CREEK	2,782.75	1,599.33	4,382.08
CHAPEL	411.00	269.00	680.00
CHAPEL CREEK	.00	.00	.00
DANLEYTOWN	96.00	100.00	1,096.00
DENTON	501.38	150.00	651.38
DRAKES CREEK	.00	75.00	75.00
ELIZABETH JARRELL	5.00	460.00	465.00

Church	Co-op.	Other	Total
EMMANUEL	113.47	222.47	222.47
FIRST	436.00	1,116.00	1,116.00
FIRST	1,116.00	1,116.00	2,232.00
FIRST	14,622.41	4,792.59	19,415.00
GLENDALE	5,24.4.10	1,881.00	7,125.10
GRACE	1,881.00	621.30	2,502.30
HOPEWELL	621.30	288.00	909.30
LEBANON	.00	58.27	58.27
MT ZION	1,881.00	1,881.00	3,762.00
NEW	59.36	3,435.23	13,662.93
NEW	70.00	1,881.00	3,762.00
NEW	347.33	697.39	1,101.07
NEW	1,077.03	859.87	1,227.57
NEW	213.10	1,227.57	1,333.326
NEW	131.61	181.61	1,187.46
NORTH	1,300.55	14,027.99	14,027.99
PARKER	89.53	89.53	1,002.19
PLEASANT	1,300.55	14,027.99	14,027.99
PLEASANT	1,871.43	1,188.71	3,060.14
SALEM	1,784.23	471.22	2,255.71
SOUTH	16,642.27	4,392.09	22,856.38
SPRING	250.00	.00	250.00
ST PAUL	.00	100.00	100.00
STRAWBERRY	2.50	.00	2.50
ASSN TOTAL	42,727.44	9,779.18	52,506.62
ASHLAND	1,066.26	1,123.00	1,189.26
BETHEL	1,368.79	383.33	1,752.12
CALVARY	1,411.11	410.81	1,821.92
CHAPEL	1,137.00	1,233.23	2,370.23
CHRISTIAN	.00	180.00	548.47
CLEAR CREEK	180.00	368.00	548.00
CLEAR CREEK	1,984.54	2,424.98	4,409.52
CLOVER	5,984.30	814.02	6,798.32
CRAB ORCHARD	1,776.34	199.00	1,975.34
DAVIS	15.34	.00	15.34
EAST LONDON	2,812.02	1,811.00	4,623.02
FIRE OAK	105.00	105.00	210.00
GRACE	35,221.98	9,779.18	45,001.16
GRAYSON COUNTY ASSOC	.00	.00	.00
CLARKSON	1,488.63	500.00	500.00
FIRST LEITCHFIELD	1,488.63	670.44	2,159.07
HARDY	25,152.56	6,443.01	31,595.57
HEBRON	1,97.00	145.00	145.48
LITTLE CLIFTY	4,947.81	1,791.70	6,599.51
MT HOPE	109.16	36.32	145.48
NEW BETHANY	535.11	40.00	575.11
ASSN TOTAL	35,221.98	9,779.18	45,001.16
GREEN VALLEY ASSOC	.00	.00	.00
ADVANCE	1,324.55	1,044.71	1,427.42
AINLINE	2,344.45	1,044.71	1,427.42
AUDUBON	2,310.93	1,053.14	3,364.07
BEECH GROVE	4,312.00	1,044.71	1,427.42
BEECHFIELD	2,310.93	1,053.14	3,364.07
BROWDERS CHAPEL	1,044.61	1,044.71	1,427.42
CALVARY	2,053.14	1,044.71	1,427.42
CHERRY HILL	3,785.48	2,021.28	5,808.76
CORYDON	2,970.00	1,838.60	4,808.60
DUFF	1,066.72	1,068.50	2,674.22
EAST STREET	154.02	119.54	273.55
FINLEY	7,887.59	2,324.52	10,212.11
FIRST HENDERSON	21,327.33	7,887.59	29,214.92
GETHSEMANE	2,066.25	163.65	2,229.90
GLENN MEMORIAL	4,715.35	1,654.20	6,469.00
GREENVILLE TEMPLE	2,344.45	1,044.71	1,427.42
HAYES	703.51	1,583.57	2,287.08
HENDERSON	3,066.72	1,083.11	4,149.83
HENDERSON LANDING	62.0.75	150.00	770.75
HIGHLAND	2,053.14	1,044.71	1,427.42
HOPE	8,751.66	2,983.34	11,735.00
LOUISVILLE	8,751.66	2,983.34	11,735.00
MONROE	160.75	110.00	270.75
MT ZION	1,044.71	382.90	1,427.61
NEW HOPE	1,066.72	1,083.11	4,149.83
NEW SALEM	1,066.72	1,083.11	4,149.83
ASSN TOTAL	87,208.32	31,175.01	118,383.33
GREENUP ASSOC.	.00	.00	.00
ASHLAND	395.00	107.00	502.00
BIRD HILL	.00	65.00	65.00
BARRETTS CREEK	24.4.89	175.00	419.89
BIG SANDY	1,885.11	185.07	2,070.18
CALVARY	4,625.20	1,287.01	5,912.21
CANNONSBURG	4,459.20	1,832.02	6,291.22
CHADWICKS CREEK	2,782.75	1,599.33	4,382.08
CHAPEL	411.00	269.00	680.00
CHAPEL CREEK	.00	.00	.00
DANLEYTOWN	96.00	100.00	1,096.00
DENTON	501.38	150.00	651.38
DRAKES CREEK	.00	75.00	75.00
ELIZABETH JARRELL	5.00	460.00	465.00

Church	Co-op.	Other	Total
MIDWAY	743.89	86.79	830.68
MT PLEASANT	1,253.72	233.32	1,487.04
MT ZION	527.00	1,055.71	1,710.71
NEW	1,686.00	1,792.85	3,478.85
NEW	5,759.95	2,522.00	9,858.49
NEW	2,683.24	1,269.35	3,452.59
NEW	4,171.25	3,907.45	45,078.70
NEW	2,183.05	2,278.99	7,462.04
NEW	634.75	333.32	968.07
NEW	1,685.90	207.72	1,893.62
NEW	1,868.00	1,868.00	3,736.00
NEW	261.94	91.24	353.18
NEW	220.00	15.00	235.00
ASSN TOTAL	137,562.99

Church	Co-op.	Other	Total
FIRST MOREAND	1,559.76	124.00	1,683.76
FRIENDSHIP	154.17	30.77	184.94
GENEVA MISSIONARY	170.95	144.00	314.95
HARRIS CREEK	.00	248.14	248.14
HUSTONVILLE	2,031.98	2,156.80	4,195.78
LOCUST GROVE	372.00	119.40	491.40
MCKINNEY	1,538.01	275.00	1,813.01
MT HEBRON	.00	864.09	864.09
MT SALEM	900.00	518.92	1,418.92
NEW HOPE	46.00	45.00	91.00
NEW SALEM	1,453.80	567.20	2,020.00
OLIVE	316.56	190.50	507.06
PARKER GROVE	911.84	17.46	929.30
PILOT	928.00	126.00	1,054.00
PLEASANT POINT	1,107.00	362.50	1,469.50
PLEASANT VIEW	1,047.14	740.79	1,787.93
POLLY ANN	1,325.19	755.57	2,080.76
POND	991.29	351.69	442.98
SOUTH FORK	18.38	.00	18.38
STANFURD	12,879.93	5,071.89	17,951.82
ASSN TOTAL	38,138.93	17,705.28	55,844.21
LITTLE BETHEL ASSOC	.00	.00	.00
	.00	.00	.00
	.00	.00	.00
BIBLE BAPTIST MISSION	.00	.00	.00
CHARLESTON	3,366.28	2,433.69	5,799.97
CONCORD	1,631.26	718.87	2,350.07
CORINTH	368.31	238.65	606.96
DALTON	692.55	150.00	842.55
DIAMOND	561.15	97.25	658.40
DIXON	1,224.38	437.76	1,662.14
DUNN	.00	290.90	290.90
CALVARY	1,105.58	511.00	1,616.58
FIRST DAWSON SPRINGS	7,800.00	1,586.00	9,386.00
FIRST FARMINGTON	10,389.86	4,020.35	14,410.21
FIRST MADISONVILLE	6,599.91	13,391.00	19,990.91
GRAPEVINE	4,779.52	1,441.01	9,214.53
HANSON MISSIONARY	996.50	595.65	1,592.15
HAMMONY	1,010.00	927.74	1,937.74
JOHNSON ISLAND	1,010.77	169.19	1,179.96
LAFAYETTE	25.00	.00	25.00
LIBERTY	5,219.21	1,386.79	6,606.00
LITTLE ZION	.00	.00	.00
MANITOU	244.00	151.00	395.00
FIRST MORTONS GAP	762.57	229.24	991.81
MANNINGTON	142.60	.00	142.60
NEBO	881.19	165.10	1,046.29
NEW HOPE	528.00	310.00	838.00
NEW SALEM	2,038.60	1,216.30	3,254.90
NORTHVILLE	4,400.56	923.00	5,323.56
OLIVE BRANCH	2,457.41	495.05	2,952.46
PARK AVENUE	3,374.18	535.54	3,909.72
PLEASANT GROVE	2,817.47	1,942.18	4,759.65
PLEASANT VALLEY	.00	1,293.76	1,293.76
PLEASANT VIEW	95.24	1,204.25	1,299.49
POND RIVER	491.93	260.00	751.93
PROSPECT	935.18	350.35	1,285.53
RICHLAND	4,504.38	1,000.00	1,049.38
SALEM	15,180.41	2,013.00	17,193.41
SECOND MADISONVILLE	2,867.67	1,240.43	4,108.10
SECOND MONTENS GAP	1,912.47	400.38	2,312.85
SECOND PROVIDENCE	.00	806.00	806.00
SILENT RUN	1,064.55	736.21	1,780.76
SLAUGHTERS	378.19	400.00	778.19
SLOVER	1,361.00	341.95	1,702.95
SUTHARD	7,620.02	786.08	8,406.10
VICTORY	3,993.35	3,857.22	7,850.57
WHITE PLAINS	1,417.81	450.00	1,867.81
ZION BRICK	.00	.00	.00
ASSN TOTAL	169,175.90	48,891.89	218,067.79
LITTLE RIVER ASSOC	.00	.00	.00
	.00	.00	.00
	.00	.00	.00
BETHANY	1,107.85	188.50	1,296.55
BLUE SPRINGS	3,436.98	931.88	4,368.86
BUYD HILL	128.23	100.00	228.23
BUFFALO LICK	1,946.58	1,326.16	3,271.34
CADIZ	19,389.44	3,140.44	22,529.88
CANTON	1,046.22	100.00	1,146.22
CERULEAN	2,607.51	1,057.40	3,730.91
DELMONT	1,112.19	114.27	1,226.46
DONALDSON CREEK	1,412.44	260.05	1,672.49
EAST CADIZ	566.58	87.84	636.42
HURRICANE	4,637.27	3,564.48	8,201.75
LAMASCO	2,980.14	1,194.39	4,154.53
LIBERTY POINT	2,442.84	833.12	3,275.96
LOCUST GROVE	2,507.84	460.04	3,467.91
MAPLE GROVE	572.08	48.84	572.08
NEW HOPE	1,992.02	425.24	2,417.26
OAK GROVE	4,237.96	492.34	4,729.30
ROCK FRONT	548.42	54.50	602.92
ROCKY RIDGE	447.16	155.00	603.16
SOUTH UNION	885.36	246.26	1,131.62
WALLONIA	.00	.00	.00
ASSN TOTAL	53,989.10	15,280.68	69,269.78

Church	Co-op.	Other	Total
LOGAN ASSOC.	.00	.00	.00
	.00	.00	.00
	1,730.86	469.00	2,199.86
ANTIOCH	535.05	100.00	635.05
BEECHLAND	600.00	400.00	1,000.00
BELLVIEW	574.66	277.25	851.91
BRITMART	2,299.86	157.32	2,457.18
CAVE SPRINGS	275.00	98.30	373.30
CENTER	50.00	100.00	150.00
CONCORD	7,128.52	1,821.00	8,949.52
ELK LICK	767.01	370.84	1,137.85
EPLEY	1,869.91	340.44	2,210.35
GREEN RIDGE	856.93	426.28	1,283.21
GUPTIS GROVE	3,284.97	4,445.25	7,730.22
LIBERTY	14,664.63	2,847.71	16,912.34
MT PLEASANT	600.00	910.26	1,510.26
MT TABOR	432.00	50.00	482.00
MUDDY RIVER	150.00	155.58	305.58
NEW CEDAR GROVE	2,124.70	3,025.31	5,150.01
NEW FRIENDSHIP	1,654.45	53.55	1,708.00
NEW HOPE	656.72	261.00	918.72
OAK FOREST	6,737.57	2,746.49	9,484.06
OAK GROVE	80.382	.00	803.82
PLEASANT HILL	.00	.00	.00
ASSN TOTAL	47,176.66	19,056.58	66,233.24
LONG RUN ASSOC	.00	.00	.00
	.00	991.55	991.55
	.00	.00	.00
JEFFERSON ST CHAPEL	711.92	2,829.66	3,541.58
THE BAPTIST CH FOR DEAF	440.00	315.01	755.01
23RD AND BROADWAY	329.41	560.99	890.42
ARCADE	.00	42.50	42.50
ASHBY LANE	6,362.32	2,353.30	8,715.49
AUBURNDALE	8,535.08	3,004.39	11,586.42
AUDUBON	6,474.76	1,939.45	8,414.21
BAPTIST TABERNACLE	6,767.39	3,184.49	9,932.21
BASHFORD MANOR	500.00	1,450.00	1,950.00
BATES CHAPEL	728.38	50.30	778.68
BAXTER AVENUE	8,381.02	2,035.36	10,416.46
BEECHLAND	24,107.00	15,203.05	39,303.05
BEECHMONT	21,492.02	7,402.92	28,894.94
BEECHWOOD	12,346.39	7,229.53	19,575.92
BETHANY	120.00	27.80	147.80
BETHEL FLOCK	4,100.00	2,400.75	6,500.75
BETHLEHEM	.00	.00	.00
BIBLE FAITH MISSION	29,333.32	7,896.02	37,229.34
BROADWAY	1,900.00	410.16	2,310.16
BROOKS	1,203.28	396.39	1,599.67
BROOKVIEW	13,148.84	3,834.81	16,982.81
BUECHEL PARK	40.00	595.02	635.02
BONNIEVILLE	1,762.02	4,626.36	6,388.38
CARLISLE AVE	738.81	621.44	1,360.45
CARDINAL HILL	5,814.35	2,888.56	8,702.91
CEDAR CREEK	3,694.18	1,081.31	4,775.49
CHENWORTH PARK	6,248.77	3,966.44	10,215.21
CHAPEL PARK	4,499.56	3,229.47	7,729.03
CLIFTON	749.52	560.32	1,309.84
CLIFTON HEIGHTS	165.00	132.17	297.17
COVE	36,977.33	14,354.57	51,331.90
CRESCENT HILL	2,124.41	1,435.75	3,560.16
DAVIS MEMORIAL	3,027.42	10,952.42	41,231.84
DEER PARK	4,972.18	1,354.96	6,327.14
EAST AUDUBON	1,183.50	1,386.41	2,569.91
EASTERN PARKWAY	11,570.37	9,582.66	21,153.01
EASTWOOD	583.82	354.54	938.36
EBENEZER	4,857.99	1,876.98	6,734.97
EIGHTEENTH STREET	2,273.98	152.82	2,426.80
ELK CREEK	6,899.46	986.83	7,458.79
FAIRDALE	1,630.17	415.20	2,045.37
FAIRMONT	12,714.77	2,575.01	15,291.78
FARMDALE	4,597.00	2,224.40	6,821.40
FERN CREEK	10,070.00	6,089.17	16,159.17
JEFFERSONTOWN	2,682.39	892.61	3,575.00
FIRST PROSPECT	3,781.10	2,828.56	6,609.66
FIRST TAYLORSVILLE	10,861.53	2,210.78	13,072.31
MIDDLETOWN FIRST	2,015.61	60.00	2,075.61
FISHERVILLE	3,015.82	2,096.40	5,112.22
FOSTER AVENUE	0	973.01	973.01
FOURTH AVENUE	845.73	990.00	835.72
FRANKLIN STREET	10,084.34	1,971.32	12,055.66
GARFIELD AVENUE	00	.00	.00
GETHSEMANE	1,154.02	113.28	1,267.30
GOOD SHEPHERD	3,847.00	1,920.31	5,767.31
GRACE	900.00	.00	900.00
GREEN ACRES	1,391.00	1,293.61	2,684.61
GLOVERLEAF	2,537.41	1,216.22	5,262.72
HARMONY	4,046.50	1,216.43	5,262.93
HAZELWOOD	11,865.87	12,365.43	24,231.30
HIGHLAND	887.49	230.72	1,103.21
SECOND HIGHLAND PARK	7,742.74	1,714.91	9,457.65
HIGHLAND PARK FIRST	20,569.86	6,158.19	26,728.05
HIGHVIEW	1,207.87	.00	1,707.87
HILLSDALE	7,399.34	2,168.44	9,567.78
HILLVIEW	4,886.32	1,156.42	6,022.74
HOPEWELL			

Church	Co-op.	Other	Total
HURSTBOURNE	16,328.88	6,677.22	23,006.10
IMMANUEL	2,602.27	2,061.37	4,663.64
KENWOOD	944.37	1,906.79	2,851.16
KNOB CREEK	.00	.00	.00
KINGS	8,088.58	334.89	8,423.47
KOSHOSDALE	450.00	.00	450.00
LEBANON	854.96	208.00	1,062.96
LEE	70.950	24.600	956.30
LAKE DREAMLAND	167.86	139.50	307.36
HILLCREST	5,287.00	1,700.00	6,937.00
LEES LANE	7,781.13	2,195.07	9,956.20
LITTLE FLOCK	320.00	160.53	480.53
LONG RUN	20,691.48	5,182.16	25,873.62
LYNDON	14,086.57	3,637.62	17,704.19
LYNN ACRES	80.00	35.00	95.00
MANLEY MEMORIAL	.00	.00	.00
MANSLICK MISSION	3,551.86	953.45	4,505.31
MAPLE GROVE	7,598.48	2,156.65	9,755.11
MELBOURNE HEIGHTS	6,999.19	386.74	6,999.19
MEADOW HILL	3,231.08	1,144.80	4,382.88
MIDLAND PARK	7,442.95	3,823.78	3,266.73
MINORS LANE	155.48	47.25	202.73
MORNINGSIDE	35.00	.00	35.00
MOUNT HERMAN	.00	110.00	110.00
MT ELMIRA	23.41	167.00	190.41
NORTH 42NDS STREET	.00	.00	.00
NEW HOPE	2,120.00	1,822.27	3,942.27
NEW SALEM	12,000.00	8,785.14	20,785.14
NINTH & O	.00	800.00	60.00
OAK GROVE	141.58	6.13	147.71
OAKDALE	1,710.35	653.98	2,364.33
OKOLONA	2,600.00	4,516.22	7,116.22
ORMSBY HEIGHTS	.00	.00	.00
ORMSBY VILLAGE MISSION	7,534.92	2,357.83	9,892.75
PARKLAND	3,173.51	1,985.46	4,325.18
PARKWOOD	1,841.00	461.00	2,302.00
PENILE	2,652.52	356.45	3,008.97
PLEASANT GROVE	4,218.39	844.82	5,063.21
PLUM CREEK	421.65	561.91	983.56
POPLAR LEVEL	1,251.70	149.09	1,400.79
PORTLAND AVE	25,861.00	6,185.26	32,046.32
RALPH AVENUE	298.20	175.00	473.20
RIDGEWOOD	300.00	195.29	495.29
RIVERSIDE	32,392.70	10,664.87	43,057.78
ROCKFORD LANE	727.82	22.00	749.82
RUTLEDGE ROAD	.00	30.00	30.00
SHAWNEE	19,999.01	3,827.76	23,818.50
SHIVELY	.00	.00	.00
SHIVELY BAPT. TABERNACLE	7,554.90	17,921.09	25,475.99
SHIVELY HEIGHTS	18,778.86	2,745.67	21,482.47
SOUTH JEFFERSON	59.25	217.57	276.82
YORKTOWN	9,967.39	3,074.56	13,041.95
SOUTHSIDE	34,251.49	13,660.67	47,912.12
ST MATTHEWS	1,265.61	190.80	1,456.41
SUNNYSIDE	300.00	2,630.96	2,930.96
THIRD AVE	450.84	.00	450.84
TWINKTON LANE	9,241.28	1,603.52	10,844.80
TRINITY	13,817.63	5,725.65	19,543.28
VALLEY STATION	31,279.51	5,275.53	36,554.64
VALLEY VIEW	90.95	23.75	1,147.70
VAN BUREN	6,987.72	4,107.10	10,194.82
VICTORY MEMORIAL	1,990.00	296.07	2,196.07
VINE STREET	39,993.11	28,541.31	68,534.42
WALNUT STREET	51.83	1,224.60	1,276.43
WEST BROADWAY	435.85	25.69	461.54
WEST END	650.00	580.20	1,230.20
WEST SIDE	14,427.25	3,174.50	17,601.75
WESTPORT ROAD	6,253.13	1,608.65	7,861.78
WOODLAND	.00	.00	.00
ASSN TOTAL	821,386.33	338,680.86	160,067.19
LYNN ASSOC	.00	.00	.00
	.00	.00	.00
	.00	.00	.00
AETNA GROVE	4,522.80	1,506.27	6,029.07
BETHEL UNION	.00	184.44	184.44
BETHEL	1,591.00	135.72	1,726.72
BOILING SPRINGS	302.68	1,196.35	1,499.03
BUNKIE VILLE	.00	.00	.00
CANE RUN	.00	.00	.00
CENTER POINT 1	.00	55.00	55.00
CENTER POINT 2	.00	.00	.00
CHERRY SPRINGS	.00	25.00	25.00
CUB RUN	.00	.00	.00
FALLING SPRINGS	.00	.00	.00
FRIENDSHIP 1	83.45	907.70	591.15
FRIENDSHIP 2	.00	200.00	200.00
HIAWATHA STREET	1,449.51	469.34	1,918.85
KNOBKES CREEK	527.34	155.25	682.59
LEITCHFIELD CROSSING	.00	46.45	46.45
LINCOLN MEMORIAL	.00	.00	.00
LITTLE FLOCK	1,010.43	624.62	1,635.05
LUCAS GROVE	.00	65.00	65.00
MILLERSTOWN	2,104.47	911.57	3,016.04
MT MORIAH	52.69	89.02	141.71
MT OLIVET	.00	.00	.00
MT PISGAH	1,096.15	400.00	1,496.15
MT TABOR	10,617.37	2,732.61	13,349.98
MUNFORDVILLE			

Church	Co-op.	Other	Total
NORTH CONCORD ASSOC	.00	.00	.00
	.00	.00	.00
	.00	.00	.00
APPLE GROVE	5.59	49.48	103.07
ARTENUS	2,774.95	788.10	3,563.05
BARBOURVILLE FIRST	14,268.64	3,494.68	17,743.32
BEECH SPRINGS	.00	.00	.00
BIG CRUSH	.00	.00	.00
CENTENNIAL	.00	.00	.00
COLES BRANCH	.00	.00	.00
CONCORD	407.43	213.69	620.18
COAL PORT	.00	.00	.00
COZZADALE	.00	.00	.00
DAVIS CHAPEL	.00	.00	.00
DEMITT	544.51	404.70	949.21
EBENEZER	.00	.00	.00
GARRARD	.00	100.00	100.00
GRAYS	968.63	1,448.97	2,417.60
GREASY CREEK	123.55	69.74	193.29
GREEN ROAD	.00	.00	.00
HIGHLAND PARK	1,622.98	540.79	2,163.77
EAST HARBOURVILLE	1,130.00	370.50	1,700.50
HORN BRANCH	.00	.00	.00
LIBERTY	.00	.00	.00
LOCUST GROVE	.00	25.00	25.00
NORTHSIDE MISSION	1,247.04	142.59	1,389.63
OLD FLAT LICK	260.22	111.97	372.19
PINE BAPTIST CHAPEL	.00	.00	.00
POPLAR GROVE	.00	.00	.00
RIVER	946.00	100.00	146.00
ROADSIDE	297.00	150.00	447.00
SALEM	80.50	.00	80.50
SALT GUM	8.00	.00	8.00
SINKING VALLEY	63.43	.00	63.43
SWAN POND	2,312.25	53.72	2,365.97
TURKEY CREEK	349.53	354.12	703.65
WALKER	10.00	50.00	60.00
WARREN	.00	.00	.00
YOUNG GROVE	647.00	32.00	679.00
ASSN TOTAL	27,446.11	8,499.05	35,945.16
OHIO COUNTY ASSOC	.00	500.00	500.00
	161.51	100.00	261.16
ADABURG	93.74	.00	93.74
BARNETTS CREEK	19,990.33	4,404.70	23,995.03
BEAVER DAM	81.32	29.11.96	2,070.89
BELLS RUN	1,963.90	1,992.98	3,956.88
CENTERTOWN	424.18	29.00	453.18
CENTRAL GROVE	1,575.96	504.06	2,080.02
CLEAR RUN	504.82	1,602.80	2,107.62
CONCORD	420.00	67.75	487.75
COOL SPRINGS	669.98	530.96	1,200.94
RIDGECREST	691.75	101.30	593.05
DEANFIELD	614.24	95.00	709.24
DUNDEE	439.96	200.00	639.96
EAST FORK	579.55	113.00	692.59
EAST HARTFORD	.00	.00	.00
FAIRVIEW	7,011.44	1,290.59	8,302.05
FORDSVILLE	1,494.00	548.40	2,042.40
GREEN RIVER	13,405.95	5,188.47	18,594.42
HARTFORD	2,133.52	800.00	2,193.52
INDEPENDENCE	107.00	74.00	181.00
MC CRADY CREEK	1,310.43	392.17	1,702.60
MCHENRY	8,687.71	5,388.90	13,876.61
MOUNT CARMEL	122.50	113.42	235.92
MT ZION	93.67	25.00	118.67
NARROWS	407.09	327.80	734.89
NEW ZION	20.00	47.30	67.30
OLAF	170.00	50.00	110.00
PLEASANT GROVE	34.23	220.34	565.57
PLEASANT HILL	28.62	12.29	296.91
POND RUN	1,995.61	419.79	2,415.56
PROVIDENCE	86.68	25.00	893.08
ROCKPORT	1,201.55	172.70	1,374.25
ROSINE	85.57	25.00	110.57
HARTFORD SECOND	611.47	223.07	834.54
SLATY CREEK	1,256.00	229.17	1,485.25
SMALL HOUSE	.00	60.00	60.00
WALTONS CREEK	232.50	285.08	517.58
WEST POINT	1,307.00	346.75	1,653.75
WEST PROVIDENCE	2,369.66	295.62	2,665.28
WOODWARDS VALLEY	224.11	200.00	424.11
ZION	2,749.23	1,595.93	4,345.16
ASSN TOTAL	76,521.23	27,970.26	104,491.49
OHIO RIVER	.00	.00	.00
	.00	.00	.00
	.00	.00	.00
BAKER MISSIONARY	685.83	127.85	813.68
BIRDSVILLE	293.00	272.25	565.25
CALDWELL SPRINGS	1,501.47	473.06	1,974.53
CARRSVILLE	95.19	.00	95.19
CAVE SPRINGS	411.61	83.37	124.98
CENTRAL	596.00	394.83	990.83
CORINTH	454.84	91.51	546.35

Church	Co-op.	Other	Total
MOLLIS STATION	.00	.00	.00
OAK HILL	820.00	468.00	1,288.00
OLIVE HILL	.00	.00	.00
PIKE VIEW	300.00	65.00	365.00
SOUTH FORK	1,895.10	1,314.00	3,209.10
THREE FORKS BACON CK	858.55	184.38	1,042.93
UPTON	5,416.10	797.91	6,213.91
ASSN TOTAL	32,647.64	12,133.53	44,781.17
	.00	.00	.00
	.00	.00	.00
LYNN CAMP ASSOC	.00	.00	.00
	.00	.00	.00
	1,514.48	829.00	2,343.48
LYNN CAMP	100.00	25.00	125.00
MERRIMAC	.00	.00	.00
MT OLIVET	.00	134.00	134.00
NEW BETHEL	621.59	100.00	721.59
NORTH CORBIN	.00	36.85	36.85
PAINT HILL	72.217	902.83	1,225.00
PINEY GROVE	427.00	100.00	527.00
PLEASANT RIDGE	.00	.00	.00
PLEASANT VIEW	200.00	128.00	328.00
POPLAR GROVE	.00	.00	.00
ROBINSON CREEK	.00	.00	.00
ASSN TOTAL	7,505.13	3,803.49	11,308.62
	.00	.00	.00
	.00	.00	.00
MCCREARY CO ASSOC.	.00	3,691.37	10,222.46
	.00	.00	.00
FIRST WHITLEY CITY	804.05	644.52	1,448.57
FLAT ROCK MISSIONARY	100.00	100.00	200.00
PINE KNOT FIRST	106.25	115.52	281.27
GREENWOOD	.00	.00	150.00
HILLTOP	144.00	.00	144.00
JASPER BEND	285.20	116.09	401.29
MARSHES SIDING	10,640.33	1,109.40	11,749.73
NEELEYS CREEK	606.90	242.19	849.09
STEARNS FIRST	.00	.00	.00
WALKERS CHAPEL	19,427.32	6,019.09	25,446.41
ASSN TOTAL	.00	.00	.00
	.00	.00	.00
MERCER ASSOC	.00	.00	.00
	1,948.03	619.72	2,567.75
BENTON	14,635.78	4,061.80	18,697.58
BETHEL	.00	.00	.00
BRANTONS CHAPEL	5,572.31	2,129.42	7,701.73
BUNNERS CHAPEL	258.00	74.25	332.25
BUENA VISTA	16,077.47	2,256.75	18,334.22
BURGIN	1,569.93	968.82	2,859.33
CALVARY	1,569.93	347.30	1,917.23
CORNISHVILLE	3,205.86	2,774.73	5,980.59
DEER CREEK	594.55	179.50	774.05
ELLER MEMORIAL	200.00	352.90	552.90
FELLOWSHIP	42,929.11	6,989.12	49,978.23
HARRODSBURG	3,812.62	2,777.09	6,589.71
HOPEWELL	1,765.00	765.00	2,530.00
KIRKWOOD	142.85	88.00	230.85
DRY BRANCH	1,097.32	.00	1,097.32
PIONEER	3,775.83	1,277.16	5,030.04
SALVISA	726.95	266.34	993.29
SHARTON	1,657.57	1,223.11	2,880.68
SHAWNEE RUN	102,272.74	26,751.01	129,023.75
ASSN TOTAL	.00	.00	.00
	.00	.00	.00
MIDDLE FORK ASSOC	.00	.00	.00
	25.00	97.00	122.00
BIG ROCK BOTTOM	.00	100.00	100.00
GAYS CREEK	.00	.00	.00
MT PARAN	25.00	197.00	222.00
ASSN TOTAL	.00	.00	.00
	.00	.00	.00
MONROE ASSOC.	13.62	160.30	296.52
	604.44	1,030.00	1,634.44
AKERSVILLE	2,479.91	627.17	3,107.08
FOUNTAIN RUN	1,746.60	434.00	2,180.00
GAMALIEL	251.31	94.00	345.77
INDIAN CREEK	1,098.00	69.50	274.50
MILL CREEK	.00	.00	.00
MONROE	75.00	143.00	218.00
NEW DESIGN	3,900	52.00	141.00
OAK GROVE	184.10	70.00	254.10
PETERS CREEK	3,393.99	874.19	4,268.18
TEMPLE HILL	3,801.60	1,426.50	5,228.10
FIRST TOMPKINSVILLE	12,966.57	4,980.12	17,946.69
ASSN TOTAL			

Church	Co-op.	Other	Total
MT ZION ASSOC.	.00	.00	.00
	.00	180.00	180.00
	.00	.00	.00
ANTIOCH	143.85	80.00	223.85
BACON CREEK	.00	300.00	300.00
BETHLEHEM	500.00	410.00	460.00
BUFFALO	.00	.00	.00
CEDAR GAP	.00	.00	.00
CENTRAL	20,146.32	7,877.41	28,023.73
CHAPEL GROVE	.00	.00	.00
20TH STREET	201.00	50.00	251.00
CORINTH	.00	694.11	694.11
CORN CREEK	.00	.00	.00
FABER	68.95	.00	68.95
FIRST CORBIN	19,518.01	5,602.01	25,120.02
FIRST WILLIAMSBURG	11,726.22	4,944.66	16,670.88
FLAT CREEK	.00	.00	.00
FRANKFORT	.00	.00	.00
GOLD BUG	.00	54.50	54.50
GOOD HOPE	1,016.81	507.37	1,524.18
GREENLAND	437.61	636.51	1,074.12
HIGHLAND PARK	.00	80.45	80.45
HOPEWELL	146.54	40.00	56.54
INDIAN GAP	.00	.00	.00
LEVEL GREEN	.00	55.28	55.28
MAIN STREET	2,304.96	446.18	2,753.14
MEADOW CREEK	.00	41.00	41.00
MT PISGAH	.00	100.00	100.00
NEW MT. ZION	211.36	129.00	150.36
NEW ZION	.00	.00	.00
OAK GROVE	85.00	281.00	366.00
PARK HILL	1,257.79	880.00	2,137.79
PLEASANT GROVE	494.51	190.80	685.31
FIRST ROCKHOLDS	100.00	225.00	325.00
SANDSTONE	100.00	200.00	300.00
SOUTHSIDE	433.30	278.50	711.80
TIDAL WAVE	.00	.00	.00
WATSON CHAPEL	19.70	.00	19.70
WEST CORBIN	3,426.65	4,426.80	7,853.45
WHITE OAK MISSION	.00	36.25	36.25
WOFFORD	376.89	95.00	471.89
WOODBINE	495.00	575.00	1,070.00
ASSN TOTAL	62,442.43	29,416.83	91,859.26
	.00	.00	.00
MUHLENBERG ASSOC.	.00	.00	.00
	.00	.00	.00
BEECH CREEK	1,431.13	903.45	2,334.58
BEECHMONT	1,864.31	659.28	2,503.59
BETHLEHEM	7,390.39	1,922.03	9,312.42
BROWDER	922.46	1,220.20	2,142.66
CALVARY	3,548.63	1,261.72	4,810.35
CARTER CREEK	1,305.18	111.18	1,416.36
CEDAR GROVE	2,400.00	800.00	3,200.00
FIRST CENTRAL CITY	32,234.06	5,939.64	38,173.70
CHERRY HILL	3,218.00	609.95	3,827.95
CAVE SPRING	56.30	13.76	6,98.21
DRAKESBORO	2,993.20	1,078.42	4,071.62
DUNMOR	1,562.95	1,123.62	2,692.57
EAST UNION	5,817.45	1,480.44	6,297.89
EBENEZER	5,834.30	634.07	6,468.37
GREENVILLE FIRST	33,067.87	4,744.36	37,812.23
FOREST GROVE	720.00	451.29	1,171.29
FOREST OAK	742.72	.00	742.72
FRIENDSHIP	6,078.43	663.33	6,739.76

Church	Co-op.	Other	Total
ZION GROVE	1,073.45	178.12	1,251.57
ZION HILL	1,057.54	1,136.65	2,194.19
ZION PRAIRIE	3,158.18	845.31	3,983.49
ZION VIEW	80.22	2.00	82.22
ZOAR		824.00	824.00
ASSN TOTAL	57,762.06	33,781.99	91,544.05
ANTIOCH	1,295.72	1,295.72	
BAPTIST CHURCH	2,620.00	450.00	3,070.00
BEULAH	587.30	2,957.30	3,544.60
BIG SPRING	526.27	363.21	889.48
BLUE RIVER	82.65	2,926.00	3,008.65
BRANDON		26.00	26.00
BRANDONVILLE	3,296.00	788.00	4,084.00
BRUSHY CREEK	1,575.00	163.00	1,738.00
BUFFALO	1,275.00	1,796.00	3,071.00
BUFFALO CREEK	2,042.27	2,255.27	4,297.54
BUFFALO GROVE	1,776.57	1,523.40	3,299.97
BUFFALO HILL	80.65	2.00	82.65
BUFFALO SPRINGS	34.16	356.68	390.84
BUFFALO VALLEY	1,178.57	1,171.49	2,350.06
BUFFALO VIEW	2,203.00	1,455.73	3,658.73
BUFFALO VILLAGE	3,407.00	1,271.15	4,678.15
BUFFALO VILLAGE	1,000.00	956.81	1,956.81
BUFFALO VILLAGE	1,000.00	954.19	1,954.19
BUFFALO VILLAGE	4,408.25	1,576.00	5,984.25
BUFFALO VILLAGE	1,277.04	295.00	1,572.04
BUFFALO VILLAGE	1,233.57	832.70	2,066.27
BUFFALO VILLAGE	1,233.57	832.70	2,066.27
BUFFALO VILLAGE	1,513.25	327.97	1,841.23
BUFFALO VILLAGE	5,371.03	2,737.87	8,108.90
BUFFALO VILLAGE	1,567.35	1,241.75	2,809.10
BUFFALO VILLAGE	1,567.35	793.46	2,360.81
BUFFALO VILLAGE	2,131.16	3,214.59	5,345.75
BUFFALO VILLAGE	3,065.77	1,177.70	4,243.47
BUFFALO VILLAGE	44.30	2.00	46.30
BUFFALO VILLAGE	591.74	72.20	663.94
ASSN TOTAL	35,660.35	33,985.21	69,645.56
BARREN RUN	7,400.00	2,015.12	4,415.12
BETHEL	1,894.05	2,705.00	4,599.05
BETHEL	3,400.00	1,922.05	5,322.05
BETHEL	9,700.11	1,960.26	11,660.37
CALVARY	44.30	784.73	829.03
CEDAR POINT	2,772.00	16,075.00	18,847.00
CLEARVIEW	13.00	86.00	99.00
CUMBERLAND	21,111.25	5,511.95	26,623.20
EAST NOLIN-EWILLE	1,000.00	5,501.95	6,501.95
FIRST NOLIN-EWILLE	5,252.18	2,059.35	7,311.53
FERGUSON	7,398.00	1,208.00	8,606.00
FIRST SOMERSET	70,402.70	20,802.05	91,204.75
FIRST SOMERSET	13,446.08	2,881.92	15,328.00
GEACON HILLS	2,295.19	1,217.03	3,512.22
FISHING CREEK	92.00	230.00	322.00
FLAT ROCK		1,100.00	1,100.00
FLOYDS SWITCH		431.76	431.76
GLENWOOD		2.00	2.00
GLENWOOD	1,460.11	952.50	2,412.61
HARDY	1,600.79	319.00	1,919.79
HIGH STREET	41,400.00	1,116.00	42,516.00
HOPEFUL	35.93	2.00	37.93
JACKSONVILLE	2,887.00	287.00	2,919.00
KING BEE		2.00	2.00
LIBERTY	1,521.10	1,315.13	2,836.23
MC KINNEY	45.00	40.31	85.31
MT PISGAH	864.52	131.50	996.02
MT VERNON	45.00	277.00	322.00
MT VERNON	13.00	187.00	200.00
NEW ENTERPRISE		1,217.47	1,217.47
NORTHSIDE	2,887.60	773.61	3,661.21
OAK GROVE	1,000.00	1,160.17	2,160.17
OAK GROVE	26.00	180.00	443.00
OAKLAWN	1,811.16	708.89	2,520.05
PLEASANT GROVE	2,944.00	1,596.45	4,540.45
PLEASANT GROVE	1,988.00	1,304.00	3,292.00
PLEASANT RUN	1,988.00	1,304.00	3,292.00
PLEASANT VIEW	3,214.52	535.89	3,750.41
POPLAR	1,000.00		1,000.00
RINGGOLD		2,150.00	2,150.00
ROARING RIVER	1,144.55	1,203.32	2,347.87
SALT LICK	647.66	693.21	1,340.87
SLATE BRANCH	180.00	55.00	235.00

Church	Co-op.	Other	Total
SOUTH GREENSBURG	1,000.00	1,000.00	
SOUTH HILL	1,000.00	1,000.00	
SOUTH MISSIONARY	1,000.00	1,000.00	
SPRING CREEK	1,000.00	1,000.00	
STONE	1,000.00	1,000.00	
SUMMERSVILLE	1,000.00	1,000.00	
SUTTON MISSION	1,000.00	1,000.00	
TABOR	1,000.00	1,000.00	
VIRGIE BAPTIST MISSION	1,000.00	1,000.00	
WELCH	1,000.00	1,000.00	
WELLS CHAPEL	1,000.00	1,000.00	
ASSN TOTAL	16,814.44	67,076.33	
SALEM ASSOC	50.00	50.00	
BIG SPRING	45.00	65.00	110.00
BLUE RIVER ISLAND	7,698.97	1,288.00	8,986.97
BUCK CREEK	1,000.00	2.00	1,002.00
ERROLL	895.00	761.58	1,656.58
FIRST BUCK HAVEN	614.62	511.35	1,125.97
GUILFORD	1,000.00	954.81	1,954.81
HIGH GROVE	1,000.00	1,354.19	2,354.19
HUDDLEGUN	4,408.25	1,576.00	5,984.25
NEW JERUSALEM	1,277.04	295.00	1,572.04
NEW SALEM	1,233.57	832.70	2,066.27
PATRICKSVILLE	1,513.25	327.97	1,841.23
PINE MOUNTAIN ASSOC.	5,371.03	2,737.87	8,108.90
BLACKEY	1,567.35	1,241.75	2,809.10
CUMBERLAND	1,567.35	793.46	2,360.81
FIRST JENKINS	5,272.96	1,174.05	6,447.01
FLEMING	1,621.03	596.49	2,217.52
FLEMING MISSIONARY	155.48	37.00	192.48
MT OLIVE		127.00	397.00
MT OLIVET	270.00	37.00	884.12
BIG LEATHERWOOD FIRST	827.12	100.00	654.30
WEST CUMBERLAND	554.30		
ASSN TOTAL	36,364.77	34,314.63	21,679.40
POLASKI ASSOC	.00	.00	.00
ACORN	387.20	91.00	478.20
BETHANY	44.70	221.77	666.77
BETHEL	2,731.49	942.48	3,673.97
BETHLEHEM	1,799.67	1,527.90	3,327.57
BRONSTON	24.05	111.05	135.10
BUCK CREEK	419.00	58.10	477.10
BURNETT	390.00	200.00	590.00
CALVARY	3,400.00	1,256.00	4,656.00
CAMPGROUND	2,758.86	242.62	3,001.48
CEDAR POINT	44.30	280.32	324.62
CLEAR CREEK	2.00	165.00	167.00
CUMBERLAND	292.38	764.30	1,347.64
DUKE MEMORIAL	3,108.21	2,041.65	5,149.86
EBANK	1,000.00		1,000.00
FERGUSON	3,795.05	792.00	4,587.05
FIRST SOMERSET	2,062.02	2,133.55	4,195.57
FIRST SOMERSET	70,402.70	20,802.05	91,204.75
GEACON HILLS	13,446.08	2,881.92	15,328.00
FISHING CREEK	2,295.19	1,217.03	3,512.22
FLAT ROCK	92.00	230.00	322.00
FLOYDS SWITCH		100.00	1,100.00
GLENWOOD		431.76	431.76
GLENWOOD	1,460.11	952.50	2,412.61
HARDY	1,600.79	319.00	1,919.79
HIGH STREET	41,400.00	1,116.00	42,516.00
HOPEFUL	35.93	2.00	37.93
JACKSONVILLE	2,887.00	287.00	2,919.00
KING BEE		2.00	2.00
LIBERTY	1,521.10	1,315.13	2,836.23
MC KINNEY	45.00	40.31	85.31
MT PISGAH	864.52	131.50	996.02
MT VERNON	45.00	277.00	322.00
MT VERNON	13.00	187.00	200.00
NEW ENTERPRISE		1,217.47	1,217.47
NORTHSIDE	2,887.60	773.61	3,661.21
OAK GROVE	1,000.00	1,160.17	2,160.17
OAK GROVE	26.00	180.00	443.00
OAKLAWN	1,811.16	708.89	2,520.05
PLEASANT GROVE	2,944.00	1,596.45	4,540.45
PLEASANT GROVE	1,988.00	1,304.00	3,292.00
PLEASANT RUN	1,988.00	1,304.00	3,292.00
PLEASANT VIEW	3,214.52	535.89	3,750.41
POPLAR	1,000.00		1,000.00
RINGGOLD		2,150.00	2,150.00
ROARING RIVER	1,144.55	1,203.32	2,347.87
SALT LICK	647.66	693.21	1,340.87
SLATE BRANCH	180.00	55.00	235.00

Church	Co-op.	Other	Total
SOUTH GREENSBURG	1,000.00	1,000.00	
SOUTH HILL	1,000.00	1,000.00	
SOUTH MISSIONARY	1,000.00	1,000.00	
SPRING CREEK	1,000.00	1,000.00	
STONE	1,000.00	1,000.00	
SUMMERSVILLE	1,000.00	1,000.00	
SUTTON MISSION	1,000.00	1,000.00	
TABOR	1,000.00	1,000.00	
VIRGIE BAPTIST MISSION	1,000.00	1,000.00	
WELCH	1,000.00	1,000.00	
WELLS CHAPEL	1,000.00	1,000.00	
ASSN TOTAL	16,814.44	67,076.33	
SALEM ASSOC	.00	.00	.00
BIG SPRING	45.00	65.00	110.00
BLUE RIVER ISLAND	7,698.97	1,288.00	8,986.97
BUCK CREEK	1,000.00	2.00	1,002.00
ERROLL	895.00	761.58	1,656.58
FIRST BUCK HAVEN	614.62	511.35	1,125.97
GUILFORD	1,000.00	954.81	1,954.81
HIGH GROVE	1,000.00	1,354.19	2,354.19
HUDDLEGUN	4,408.25	1,576.00	5,984.25
NEW JERUSALEM	1,277.04	295.00	1,572.04
NEW SALEM	1,233.57	832.70	2,066.27
PATRICKSVILLE	1,513.25	327.97	1,841.23
PINE MOUNTAIN ASSOC.	5,371.03	2,737.87	8,108.90
BLACKEY	1,567.35	1,241.75	2,809.10
CUMBERLAND	1,567.35	793.46	2,360.81
FIRST JENKINS	5,272.96	1,174.05	6,447.01
FLEMING	1,621.03	596.49	2,217.52
FLEMING MISSIONARY	155.48	37.00	192.48
MT OLIVE		127.00	397.00
MT OLIVET	270.00	37.00	884.12
BIG LEATHERWOOD FIRST	827.12	100.00	654.30
WEST CUMBERLAND	554.30		
ASSN TOTAL	36,364.77	34,314.63	21,679.40
POLASKI ASSOC	.00	.00	.00
ACORN	387.20	91.00	478.20
BETHANY	44.70	221.77	666.77
BETHEL	2,731.49	942.48	3,673.97
BETHLEHEM	1,799.67	1,527.90	3,327.57
BRONSTON	24.05	111.05	135.10
BUCK CREEK	419.00	58.10	477.10
BURNETT	390.00	200.00	590.00
CALVARY	3,400.00	1,256.00	4,656.00
CAMPGROUND	2,758.86	242.62	3,001.48
CEDAR POINT	44.30	280.32	324.62
CLEAR CREEK	2.00	165.00	167.00
CUMBERLAND	292.38	764.30	1,347.64
DUKE MEMORIAL	3,108.21	2,041.65	5,149.86
EBANK	1,000.00		1,000.00
FERGUSON	3,795.05	792.00	4,587.05
FIRST SOMERSET	2,062.02	2,133.55	4,195.57
FIRST SOMERSET	70,402.70	20,802.05	91,204.75
GEACON HILLS	13,446.08	2,881.92	15,328.00
FISHING CREEK	2,295.19	1,217.03	3,512.22
FLAT ROCK	92.00	230.00	322.00
FLOYDS SWITCH		100.00	1,100.00
GLENWOOD		431.76	431.76
GLENWOOD	1,460.11	952.50	2,412.61
HARDY	1,600.79	319.00	1,919.79
HIGH STREET	41,400.00	1,116.00	42,516.00
HOPEFUL	35.93	2.00	37.93
JACKSONVILLE	2,887.00	287.00	2,919.00
KING BEE		2.00	2.00
LIBERTY	1,521.10	1,315.13	2,836.23
MC KINNEY	45.00	40.31	85.31
MT PISGAH	864.52	131.50	996.02
MT VERNON	45.00	277.00	322.00
MT VERNON	13.00	187.00	200.00
NEW ENTERPRISE		1,217.47	1,217.47
NORTHSIDE	2,887.60	773.61	3,661.21
OAK GROVE	1,000.00	1,160.17	2,160.17
OAK GROVE	26.00	180.00	443.00
OAKLAWN	1,811.16	708.89	2,520.05
PLEASANT GROVE	2,944.00	1,596.45	4,540.45
PLEASANT GROVE	1,988.00	1,304.00	3,292.00
PLEASANT RUN	1,988.00	1,304.00	3,292.00
PLEASANT VIEW	3,214.52	535.89	3,750.41
POPLAR	1,000.00		1,000.00
RINGGOLD		2,150.00	2,150.00
ROARING RIVER	1,144.55	1,203.32	2,347.87
SALT LICK	647.66	693.21	1,340.87
SLATE BRANCH	180.00	55.00	235.00

Church	Co-op.	Other	Total
YOUNGS CREEK	514.48	28.00	542.48
ASSN TOTAL	2,685.45	1,357.13	4,042.58
SULPHUR FORK ASSOC	.00	.00	.00
ANTIOCH	504.29	426.00	930.29
BALLARDSVILLE	2,869.29	1,857.57	4,688.86
BUCKNER	3,700.79	3,271.40	6,972.19
CORN CREEK	56.41	103.25	159.66
CRESTWOOD	14,000.00	2,688.66	18,688.66
DEHAVEN	18,054.98	4,144.75	22,199.73
EIGHTEEN MILE	556.50		556.50
FISHING CREEK	3,530.97	571.24	4,021.24
LIBERTY	4,664.57	1,175.00	5,839.57
PLEASANT VIEW	189.34	112.00	301.34
PROVIDENCE	797.34	1,175.00	1,972.34
SLIGO	3,080.16	364.00	3,444.16
WESTMORELAND	4,780.29	1,100.00	5,880.29
ASSN TOTAL	61,070.98	15,628.52	76,699.50
TATES CREEK ASSOC	.00	.00	.00
BEREA	7,146.94	3,311.06	10,458.00
BETHLEHEM	300.00	174.00	474.00
BLUE LICK	.00	50.40	50.40
CLARKS RUN	400.00	574.00	974.00
CLARKSVILLE	180.29	1,107.00	1,287.29
FIRST RICHMOND	17,002.75	20,659.48	37,662.23
FREEDOM	158.55	594.47	753.02
GILBERTS CREEK	23.40	126.13	366.53
GILEAD	.00	25.00	25.00
GRASSY SPR	571.00	1,148.62	1,719.62
HARRIS MEMORIAL	.00	1,778.53	1,778.53
HARMONY	.00	30.00	30.00
HARTS FORK	3,497.91	277.61	3,775.52
KINGSTON	1,484.89	1,082.00	2,566.89
LIBERTY AVENUE	1,207.10	360.00	1,567.10
LIBERTY	58.50	123.50	182.00
MIDDLETOWN	1,084.39	50.00	1,134.39
MT TABOR	1,789.94	818.58	2,608.52
NEW HOPE	.00	.00	.00
NEW LEBANON	62.50	526.88	589.38
PILOT KNOB	371.04	150.00	521.04
RED HOUSE	3,507.57	594.03	4,101.60
RED LICK	1,513.72	757.37	4,271.09
SOUTH CAMPBELLSVILLE	1,136.30	582.44	1,718.74
STONEY RUN	2,940.00	665.05	3,605.05
UNION GROVE	.00	.00	.00
VALLEY VIEW	1,458.15	256.17	1,714.32
VINEY FORK	4,085.25	1,356.97	5,442.22
WALNUT GROVE	1,415.46	1,355.86	2,771.32
WEST SIDE	2,218.46	421.49	2,639.95
WHITE LICK	944.28	445.14	1,387.94
ASSN TOTAL	69,861.96	19,783.01	80,644.97
TAYLOR ASSOC	.00	.00	.00
CAMPBELLSVILLE	51,880.28	12,062.93	63,943.21
FAIRVIEW	4,700.00	1,752.44	6,452.44
FRIENDSHIP	70.00	70.00	140.00
GOD HOPE	3,208.32	1,800.52	5,008.84
GREENSBURG MEMORIAL	6,487.28	5,570.71	12,057.99
MEADOWVIEW	4,098.00	419.00	4,517.00
PALESTINE	11,222.35	2,483.50	13,705.85
SOUTH CAMPBELLSVILLE	74.09	15.90	759.99
SPEARS CHAPEL	17,681.82	1,932.72	19,614.54
SPANN HILL	2,064.00	1,503.00	3,567.00
MACEDONIA	4,795.51	1,456.27	6,251.78
MT ZION	1,000.00	754.44	1,754.44
NEW HEBRON	4,966.09	3,019.76	7,579.85

Church	Co-op.	Other	Total
NEW CHARITY	2,270.43	2,791.69	5,062.12
OAK GROVE	1,112.26	1,183.09	2,295.35
PARKLEY GROVE	.00	135.27	135.27
SLOANS FLAT	50.00	87.00	137.00
SPEARS CHAPEL	1,000.00	1,136.12	2,136.12
SPANN HILL	72.48	31.64	104.12
STEUBENVILLE	.00	129.10	129.10
ZION	.00	.00	.00
ASSN TOTAL	117,516.95	35,778.50	153,295.47
TEN MILE ASSOC	.00	.00	.00
CLARKS CREEK	924.25	924.25	200.00
CONCORD	.00	10.50	10.50
ELLISTON	73.50	90.21	825.41
FIRST TEN MILE	2,800.00	2,800.00	5,600.00
MACEDONIA	4,795.51	1,456.27	6,251.78
MT ZION	4,994.30	754.44	5,748.76
NEW HEBRON	4,966.09	3,019.76	7,579.85

Church	Co-op.	Other	Total
CLAYVILLAGE	3,480.63	955.32	4,435.95
CLAY STREET	.00	.00	.00
CROPPER	1,671.22	378.08	2,051.30
DUBLIN	1,423.11	425.00	1,848.11
EDEN	1,631.25	1,156.64	2,787.89
EL MORO	151,945.25	56,039.02	207,984.27
FLINGVILLE	.00	.00	.00
FRANKLIN	.00	.00	.00
RED RIVER	1,010.00	252.32	1,262.32
BEATTYVILLE	2,238.15	418.45	2,656.60
CANE CREEK	195.72	161.00	356.72
CLEAR CREEK	2,334.44	1,460.64	3,795.08
FRENCHBURG	1,389.94	455.10	1,845.04
LYMANS CREEK	2,997.42	500.37	3,497.79
MARION	1,707.99	769.80	2,477.79
MT CARMEL	5,443.12	1,261.74	6,704.86
WEST LIBERTY FIRST	2,451.80	740.00	3,191.80
ASSN TOTAL	15,542.61	5,915.65	21,458.26
HOCKCASTLE ASSOC	.00	.00	.00
BRINKLEY RIDGE	10.00	125.00	225.00
BROOKHAD	2,798.25	393.34	3,191.59
CLEAR CREEK	.00	200.00	200.00
FIRST MT VERNON	4,000.00	1,871.35	5,871.35
FAIRVIEW	1,000.00	1,088.50	2,057.30
FREEDOM	98.80	6.50	66.30
LINE CREEK	6.50	.00	6.50
MACEDONIA	.00	.00	.00
MAKETBURG	.00	474.00	474.00
MT PLEASANT	4.10	225.00	264.10
MT VERNON	41.60	244.00	285.60
NORTHSIDE	1,894.94	315.84	2,210.78
OTTAWA	97.50	925.00	2,564.55
PLEASANT	1,049.55	686.40	781.40
POPLAR GROVE	97.50	46.00	143.50
ROUND STONE	.00	50.00	50.00
SAND HILL	.00	46.00	46.00
SAND SPRING	.00	75.00	75.00
VALLEY	201.71	.00	201.71
WATTS	360.00	503.40	863.40
ASSN TOTAL	14,995.50	5,802.69	20,798.19
SOUTH DISTRICT ASSOC	.00	.00	.00
BEECH FORK	27.00	93.00	372.00
CLEAR SPRINGS	2,000.00	1,481.77	3,481.77
FORK OF ELK RIVER	5,103.15	1,495.00	6,598.15
FRIENDSHIP	11,116.17	3,110.71	13,226.88
INDIAN HILL	160.00	4,730.22	4,730.22
SHILOH	14,995.50	5,802.69	20,798.19
FIRST DANVILLE	7,758.14	21,265.28	29,023.42
FRIENDSHIP	170.00	110.00	280.00
GERMANTOWN	5,802.69	2,598.51	8,401.20
HEDGEVILLE	587.46	252.80	840.26
HYATTSVILLE	2,439.67	1,043.13	3,482.80
LEXINGTON CITY	6,553.15	1,441.72	7,994.87
LANCASTER	21,374.81	4,535.16	25,909.97
LEXINGTON AVENUE	11,362.54	2,699.89	14,062.43
MAYSVILLE	1,097.64	214.00	1,311.64
MT FREEDOM	208.51		208.51
MT OLIVE	196.31	41.00	237.31
MT CALVARY	1,097.64	214.00	1,311.64
NEW HOPE	1,450.00	1,733.25	3,183.25
NORTH MAYSVILLE	94.03	24.00	100.51
PARIS	1,282.00	539.00	1,821.00
PLEASANT VIEW	1,450.00	1,733.25	3,183.25
PROVIDENCE	94.03	24.00	100.51
RUSSELL SPRINGS FIRST	3,042.43	1,024.40	4,066.83
SHARPSBURG	2,000.00	315.84	2,315.84
SPARKSVILLE	45.00	925.00	970.00
WELFARE	177.45	537.45	714.90
WHITE OAK	.00	.00	.00
ASSN TOTAL	9,366.28	7,040.51	16,406.79
RUSSELL CREEK ASSOC	.00	.00	.00
BETHANY CHAPEL	41.22	14.22	55.44
BETHEL CHURCH	1,778.13	6,643.13	8,421.26
BETHLEHEM	550.00	550.00	1,100.00
BIG CREEK	.00	.00	.00
BRUSHY CREEK	34.73	109.73	144.46
CHARITY	1,450.57	1,450.57	2,901.14
COLUMBIA	39.57	100.00	139.57
EAST FORK	20,926.23	4,218.71	25,144.94
FRY	184.15	34.71	218.86
GRASSY CREEK	3,536.00	605.00	4,141.00
GREENSBURG	14,284.99	2,344.10	16,629.09
HORRODS FORK	175.14	45.51	220.65
LEBANON	.00	10.00	10.00
LEATHERWOOD	42.65	575.54	618.19
MACEDONIA	.00	.00	.00
MILLTOWN	378.00	50.00	428.00
MT PLEASANT	.00	54.40	54.40
NEW SALEM	24.00	504.52	528.52

Church	Co-op.	Other	Total
WEST KY ASSOC	.00	.00	.00
ANTIOCH	1,246.67	591.34	1,838.01
BURKEY	1,601.15	819.02	2,420.17
BETHANY	7,251.15	819.02	8,070.17
BETHLEHEM	1,088.00	651.30	1,739.30
BELLAH	1,088.27	1,288.73	2,377.00
CEDAR GROVE	3,008.29	1,288.73	4,297.02
CLEAR CREEK	4,664.25	13,301.95	5,966.20
CLEVELAND	5,672.94	11,448.80	7,121.74
FIRST CLINTON	44,267.02	14,079.72	58,346.74
ARLINGTON FIRST	.00	550.00	550.00
KIRBYTON	608.73	.00	608.73
HAYFIELD CREEK	1,848.00	440.00	2,288.00
HILSMAN	2,811.27	1,211.72	4,022.99
MISSISSIPPI	2,665.58	305.65	2,971.23
MOSCOW	38.52	188.01	430.53
NEW BETHEL	1,850.00	800.00	2,650.00
NEW HARMONY	421.50	22.00	443.50
NEW HOPE	86.25	55.09	141.34
NEW LEBANON	.00	.00	.00
NEW SALEM	.00	350.00	350.00
NEW SALEM SECOND	2,007.75	44.00	2,051.75
SPRING HILL	1,223.96	100.00	1,323.96
ASSN TOTAL	44,821.91	13,958.66	58,810.55
WEST UNION ASSOC	.00	.00	.00
ANTIOCH	2,497.34	466.52	3,445.86
BARDAWA	4,779.33	1,273.86	6,072.19
BEECH GROVE	2,060.50	2,060.50	4,121.00
BELVIEW	1,713.31	1,713.31	3,426.62
BERTHA	207.85	207.85	415.70
BETHEL	1,450.22	1,450.22	2,900.44
BETHLEHEM	2,070.74	868.85	2,943.59
BLANDVILLE	1,189.95	696.20	1,886.15
BLANDVILLE FIRST	225.27	251.00	476.27
CANE CREEK	3,606.41	203.50	4,009.91
CLEAR CREEK	144.00	100.00	244.00
JEFFERSONVILLE	1,450.00	1,450.00	2,900.00
JEFFERSONVILLE	320.00	1,067.16	1,387.16
OLD MOUNT CARMEL	4,667.94	2,246.07	6,913.01
SEVEN MILE	25.00	25.00	50.00
SMITHSBORO	2,246.07	4,667.94	6,913.01
TYPO	1,450.00	1,450.00	2,900.00
UNION MISSIONARY	1,450.00	1,450.00	2,900.00
WEST WHITESBURG	15,242.23	19,092.95	34,335.18
YERKES	55,080.88	19,092.95	74,173.83
ASSN TOTAL	.00	.00	.00
UNION ASSOC	.00	.00	.00
BEAVER	1,366.33	1,366.33	2,732.66
BERLIN	20.62	188.17	208.79
BETHEL	1,033.00	1,033.00	2,066.00
BROOKSVILLE	1,400.00	642.49	2,042.49
CLAIBORNE	972.61	972.61	1,945.22
FAIRVIEW	1,299.95	1,299.95	2,599.90
HILL	619.91	74.11	694.02
HOPE	1,046.88	7,048.44	3,442.39
IMMANUEL	594.00	594.00	1,188.00
LEBANON	2,899.28	2,899.28	5,798.56
LEBANON STREET	194.15	194.15	388.30
MT PLEASANT	1,450.00	1,450.00	2,900.00
NEW BETHEL	1,450.00	1,450.00	2,900.00
NEW HOPE	1,450.00	1,450.00	2,900.00
NORTH BEAVER	1,450.00	1,450.00	2,900.00
PLEASANT VIEW	1,450.00	1,450.00	2,900.00
PROVIDENCE	1,450.00	1,450.00	2,900.00
SOUTH BEAVER	1,450.00	1,450.00	2,900.00
SOUTH BEAVER ROAD	1,450.00	1,450.00	2,900.00
SPRING BAYOU	8,992.51	1,450.00	10,442.51
SMITHMORE	687.99	172.20	860.19
UNION	1,450.00		1,450.00
WALNUT	1,450.00	1,450.00	2,900.00
WEST UNION STREET	10,259.99	5,915.65	21,458.26
WESTMORELAND	9,978.48	1,450.00	11,428.48
WEST POINT	.00	.00	.00
WESTMORELAND	1,450.00	1,450.00	2,900.00
WHITE RUN	1,450.00	1,450.00	2,900.00
WORTHVILLE	1,450.00	1,450.00	2,900.00
ASSN TOTAL	24,935.35	6,955,598.68	310,923.68
WHITES RUN ASSOC	.00	.00	.00
BAILEY CREEK	64.00	15.00	79.00
BIG LAUREL	892.03	8.00	900.03
BLACK MOUNTAIN	356.16	356.16	1,424.32
BLUE GRASS CREEK	278.61	278.61	557.22
CENTRAL	1,705.31	1,705.31	3,410.62
CHEWKOLE	251.07	251.07	502.14
CLOVER FORK	45.00	45.00	90.00
DIONE	994.96	994.96	1,989.92
EL CORAL	1,158.00	1,158.00

NON-ASSOCIATIONAL CHURCHES	Cooperative Program	Designations	Total
Calvary, Richmond		150.00	150.00
Dover		338.30	338.30
Old Fashioned Grace		250.00	250.00
Summer Shade		25.00	25.00
East Broadway		85.15	85.15
Elk Creek	266.36	145.30	411.66
Fellowship		739.82	739.82
Athens		780.76	780.76
Church of the Covenant	50.00	300.00	50.00
Old Forest Rd			150.00
Springfield		150.00	354.10
Calahan	266.00	348.10	266.00
Oak Hazelhel	60.00		1,142.25
Shepherdsville Chapel	777.55	364.70	1,230.85
Lighthouse	84.00		84.00
Dripping Springs	998.00		998.00
Calvary	30.00		30.00
Korean Baptist Mission	88.15		88.15
	3,591.53	3,795.13	7,194.66
MISCELLANEOUS RECEIPTS			
Regional Promotion		17,364.00	17,364.00
Brotherhood Department		4,899.18	4,899.18
Estate of Lula Davis		2,189.17	2,189.17
Estate of T. Harris		1,603.60	1,603.60
Estate of P. Dumpin		1,272.37	1,272.37
Estate of S. L. Witherspoon		2,406.38	2,406.38
Evangelism Department		2,400.00	2,400.00
Home Mission Board		70,481.65	70,481.65
Income Reserve Investments		12,711.63	12,711.63
Various Individuals	2,417.08	27,293.12	29,710.20
Miscellaneous Income			717.12
Item Handled Twice	17,982.68	950,730.37	950,730.37
Kentucky Baptist Foundation		50,361.04	68,343.72
Annuity Plans		2,765.68	2,765.68
Security Plans Refunds		5,652.85	5,652.85
Music Department		31,475.96	31,475.96
Estate of J. C. Jones	50.36		50.36
Historical Society		4,161.87	4,161.87
Stewardship Department		339.11	339.11
Student Union Department		5,676.45	5,676.45
Sunday School Board	650.94	47,785.00	48,435.94
Sunday School Department		3,641.38	3,641.38
Aetna Special Accident		1,666.80	1,666.80
Estate of H. Taylor	51.74		51.74
Estate of A. Mackey	21.08		21.08
Estate of A. S. Thacker	5,592.68		5,592.68
Interracial Department		25.96	25.96
Income Short Term Investments		970.13	970.13
Income Short Term Investments		143,614.74	143,614.74
Estate of Shadock	432.43		432.43
Historical Society		97.50	97.50
Pastor's Conference		497.78	497.78
Annuity Board Board Scholarships		4,200.00	4,200.00
Winfred Gunn		500.00	500.00
Evangelistic Conference		611.19	611.19
Calvaryes Assembly		370.64	370.64
Student Mission Project		19,327.46	19,327.46
Brotherhood Special Events		3,902.37	3,902.37
Pastors Group Insurance		1,966.68	1,966.68
Church Services Department		182.58	182.58
Pastors Conference Promotion		498.48	498.48
Missions Related Department		7.04	7.04
Bicentennial Book		6,641.25	6,641.25
Building Operating Fund		150.00	150.00
Estate of		1,250.29	1,250.29
Church Buildings: WMU		21,300.00	21,300.00
	27,178.97	1,436,687.58	1,463,866.53

DISTRIBUTION OF COOPERATIVE PROGRAM
and Designations
September 1, 1975 thru August 31, 1976

Southern Baptist Convention Causes	Cooperative Program Operating	Cooperative Program Challenge	Cooperative Program Total	Designated	Total
American Seminary	4,895.00	885.53	5,780.53		5,780.53
Annuity Board	10,780.00	1,959.56	12,739.56		12,739.56
Brotherhood Commission	17,600.00	3,201.98	20,801.98		20,801.98
Christian Life Commission	11,660.00	2,121.32	13,781.32		13,781.32
SBC Operating	18,260.00	3,320.14	21,580.14		21,580.14
Education Commission	8,055.00	1,470.06	9,555.06		9,555.06
Foreign Mission Board	861,825.00	160,318.46	1,042,143.46	917,167.31	1,959,311.77
Historical Commission	4,895.00	885.53	5,780.53		5,780.53
Home Mission Board	330,715.00	60,120.35	390,835.35	404,577.06	795,412.41
Joint Committee on Public Affairs	7,370.00	1,342.13	8,712.13		8,712.13
Radio & T.V. Commission	83,130.00	13,139.95	96,269.95	562.25	96,832.20
Relief & Annuities	370,215.00	67,135.71	437,350.71	10.00	437,360.71
Southern Baptist Foundation	4,675.00	846.62	5,521.62		5,521.62
Stewardship Commission	8,615.00	1,573.44	10,188.44		10,188.44
	1,765,360.00	320,943.42	2,086,445.42	1,322,316.72	3,408,760.14
Kentucky Baptist Convention Causes					
Baptist Student Centers	31,350.00	100,000.00	131,350.00	4,916.60	136,266.60
Cedarcrest-Debt Retirement	194,291.00	64,762.00	359,053.00		259,053.00
Cedarcrest-Operating	100,000.00				100,000.00
Church Buildings				24,845.30	24,845.30
Mission in Kentucky	1,033,362.00	237,738.00	1271,100.00	47,181.36	1,318,281.36
General & Security Plans	738,193.00	100,000.00	838,193.00	7,944.72	846,137.72
Ky. Baptist Children's Home	166,666.00	8,000.00	174,666.00	428,467.02	903,133.02
Ky. Baptist Hospitals	1,165,130.00		1,165,130.00	30,145.95	1,195,275.95
Retirement Endowments	51,850.00		51,850.00	270,281.88	1,435,413.88
State Missions Reserve Fund	85,936.00		85,936.00		51,850.00
Western Recorder	185,000.00		185,000.00	76.15	86,012.15
Women's Missionary Union	23,723.00		23,723.00	199,479.70	384,202.70
Allocated Council 1976-77 Budget	3,734,500.00	510,500.00	4,245,000.00		23,723.00
				1,030,355.49	5,275,355.49
Other					
1975-76 Unallocated Challenge Funds		141,112.40	141,112.40		141,112.40
Various Items				405,895.57	405,895.57
		141,112.40	141,112.40	405,895.57	547,007.97
Miscellaneous					
This item includes such receipts as may of necessity be handled through our records more than once				950,730.37	950,730.37
	5,500,000.00	972,555.82	6,472,555.82	5,709,298.43	10,181,853.97

DISTRIBUTION OF VARIOUS ITEMS

	Designated
American Bible Society	1,729.86
Associational Missions & Other Designs.	87,557.86
Bangladesh Relief	2,916.13
Guatemala Relief	17,414.52
World Hunger Relief	13,580.53
Other Statewide	3,200.12
Income Items	351.00
Payments on other liabilities	165,167.62
Payments to Trust	122,027.73
Increases in Restricted Accounts	112,960.20
	405,895.57