THE QUARTERLY REVIEW

A SURVEY OF SOUTHERN BAPTIST PROGRESS

JULY · AUGUST · SEPTEMBER · 1969

FOR DATA ON BAPTISMS AND OTHER ASPECTS OF EVANGELISM
SEE PAGES 7, 13, 21-25, 47.

RESOURCE BOOKS TO HELP YOU UNDER-STAND & TEACH The BIBLE WITH FRESH INSIGHT

THE BIBLE—HOW TO UNDERSTAND AND TEACH IT
by D. P. Brooks
Mr. Brooks deals with the nature of the Bible, problems in understanding it, approaches to understanding, and how to go about better interpretation and teaching. (26b) Paper, **$1.95**

LEADING DYNAMIC BIBLE STUDY
by Rice A. Pierce
An excellent way for the teacher and leader to get started in the use of group dynamics as a teaching aid. The various techniques of group processes are illustrated with step-by-step teaching plans. (26b) **$2.95**

1970 January Bible Study on James
SAVE 20% ON THIS COMBINATION OFFER!

STUDIES IN THE EPISTLE OF JAMES
by A. T. Robertson. Revised by Heber F. Peacock (26b) **$3.75**

THE PRACTICAL MESSAGE OF JAMES
by Howard P. Colson (26b) Paper, **$1.50**
Now both for only **$4.20!**

BAPTIST BOOK STORE
Service with a Christian Distinction
Coast to Coast

Prices subject to change. Postage and delivery charges extra. State sales tax, if applicable, extra.

The Quarterly REVIEW

HANDBOOK ISSUE

July • August • September
1969

Volume 29 Number 3

Editor
MARTIN B. BRADLEY

Statistical Production Supervisor
JESSE WILLIAMS

Chart Design Coordinator
ROBERT L. DORRILL

Charts
Ransom D. Braswell, Jr., Joe Denney, Charles Fredrick, John Henry, Leonard O. Hinton, Jr., James Lowry, Jesse McElreath, Jim Snowden, Charles A. Sullivant, R. Lewis Wingo

Other members of the Research and Statistics Department staff contributing to this issue: R. Culpepper; Mesdames E. Breedlove, V. Condra, N. Dennis, L. Dixon, L. Hoyle, M. Pace, K. Rogers, H. Smith, T. Webb; and Misses N. Coakley, J. Hudgens, and M. Nicholson.

Art: Charles Miller, Supervisor

Cover design by Earl Scoggins

THE QUARTERLY REVIEW is published quarterly by The Sunday School Board of the Southern Baptist Convention, 127 Ninth Avenue, North, Nashville, Tennessee 37203: James L. Sullivan, Executive Secretary-Treasurer; J. M. Crowe, Associate Executive Secretary-Treasurer; Howard P. Colson, Editorial Secretary; Hubert B. Smothers, Director, Service Division; Martin B. Bradley, Secretary, Research and Statistics Department; Herman L. King, Director, Publishing Division; Herman F. Burns, Managing Art Director.

Standpoint

Changes in our world are occurring at a maddening pace, more resoundingly than can be chronicled, let alone understood.

Amidst the resultant instability, perhaps something has been driven firmly into our consciousness. *The fact of interrelatedness. The illusory fancy of isolation.*

Surely, we conclude as never before that there is no hiding, no avoiding the interaction with our fellows. In the economic sphere, space probing, or in social corners, there is no solitude.

Have Southern Baptists yet to find the secret to serving as leaven in a world such as ours has become? For several years now, there has been a statistical leveling off, even a discernible downward trend.

Need our lack of vitality and our apparent ineptness deepen? Of course not! God can again empower us to become bearers and sharers of eternal life.

There remains the age-old answer. Simply that we put ourselves at his disposal. Completely, sincerely, submissively.

The statistical profile of our denomination is shown in succeeding pages only through the faithful, dedicated efforts of many—church and associational clerks, department staff members, and countless others. In grateful recognition of their work, may we look carefully in the mirror thus placed before us.

MARTIN B. BRADLEY

Printed in the U.S.A.
Annual individual subscription, $2.75; quarterly, 61 cents.
Second-class postage paid at Nashville, Tennessee.

© Copyright 1969, The Sunday School Board of the Southern Baptist Convention. All rights reserved.

CONTENTS

Section I—Baptist Highlights
Section II—The World of Religion
Section III—Facts of Interest
Section IV—Southern Baptist Directories

SUBJECT INDEX

A

Additions by Letter, Number Churches Reporting, by State and Location 15-17
Additions by Letter, Southern Baptist Churches, by Location 20
Aged, Southern Baptist Homes for 70
Alcoholism, Cost to American Industry 90
Annuity Program, Number of Churches Participating in 30
Assemblies, Baptist State 98

B

Baptisms, 1964-1968 22
Baptisms, by Age 21
Baptisms, by Size of Church 24-25
Baptisms, City Churches 57
Baptisms, Number Churches Reporting, by State and Location 15-17
Baptisms, Southern Baptist Churches, by Location 22-23
Baptisms, Southern Baptist Churches, by Years—1845-1968 72-73
Baptist Men Enrolment, Southern Baptist Churches, by Location 44
Baptist Student Union Work 62-63
Baptist World Alliance Statistics 74-76
Births per Thousand Population, U.S. 84
Brotherhood, Number Churches Reporting, by State and Location 15-17
Brotherhood, Percent of Churches Reporting, by Location 45
Brotherhood Enrolment, by Age Group 45
Brotherhood Enrolment, by Size of Church 46
Brotherhood Enrolment, City Churches 57
Brotherhood Enrolment, Southern Baptist 1968 Summary 8
Brotherhood Enrolment, Southern Baptist Churches, by Location 44
Brotherhood Enrolment, Southern Baptist Churches, by Years 72-73

C

Children's Homes, Southern Baptist 71
Christian Groups in United States, Directory 82-83
Church Membership, Southern Baptist 1968 Summary 8
Church Membership, Southern Baptist, by Location 18
Church Property, Number Churches Reporting, by State and Location 15-17
Church Property Value, by Location 28-29
Church Property Value, by Years 72-73
Churches Having Full-time Preaching, by Location 12
Churches, Miscellaneous Information from 10
Churches Reporting Pastor Having Paid Employment Apart from the Church 55-56
Churches, Southern Baptist 1968 Summary 8
Churches, SBC, by Location 14, 15-17
Churches, SBC, by Size of Membership 11
Churches, SBC, Number by Years 72-73
Churches, Summary of Southern Baptist, by State Conventions 9
College, Cost for Student 90
Colleges and Schools, Southern Baptist 64-69
Consumer Goods, Cost and Availability Comparisons 87
Cooperative Program Contributions Received, Executive Committee, SBC 54
Cooperative Program Receipts, Distribution of 53
Crime Rate, U.S. 85

D

Debt, Federal 90
Directories, Southern Baptist 93-95

E

Earnings, Estimated Lifetime, by Years of Formal Education 89
Executive Committee of the SBC, Distributable Funds 54
Expenditures, Distribution of, Average American Family 88

F

Financial Reports from Religious Bodies 79-80
Food, American Consumption 90
Foreign Missions Summary 47

G

Gifts, Mission, Number Churches Reporting, by State and Location 15-17
Gifts, Mission, Southern Baptist, by Years 72-73
Gifts, Per Capita, Larger Religious Bodies in U.S. 79-80
Gifts, Total, Number Churches Reporting, by State and Location 15-17
Gifts, Total, Southern Baptist Churches, by Location 50
Gifts, Total, Southern Baptist, by Years 72-73

H

Home Missions Summary 47
Homes for Aged, Southern Baptist 70
Hospitals, Southern Baptist 59-61

I

Income, Per Capita, U.S. 89

L

Library, Churches Reporting a, by Location 26
Library, Percent Change in Churches Reporting a, 1964-1968 26
Life, in Terms of Religion 77

M

Members Received from and Lost to Non-Baptist Denominations 27, 29
Membership, Principal Religions of the World 77, 81
Membership, Southern Baptist Churches, by Location 18
Membership, Southern Baptist Churches, by Years 72-73
Membership Statistics, Larger Religious Bodies in U.S. 78
Ministry, Number Ordained for Gospel, Southern Baptist Churches, by Location 19-20
Mission Expenditures, Southern Baptist 1968 Summary 8
Mission Expenditures, Southern Baptist Churches, by Location 48
Mission Work: Home and Foreign 47
Missions Operated by Churches, Number of, by Location of Sponsoring Church 19
Murder, a Family Affair 90
Music Ministry Enrolment, by Age Group 39
Music Ministry Enrolment, City Churches 57
Music Ministry Enrolment, Southern Baptist 1968 Summary 8
Music Ministry Enrolment, Southern Baptist Churches, by Location 39-40
Music Ministry, Number Churches Reporting, by State and Location 15-17

N

New Areas, Summary of Southern Baptist Work in 12-13

O

Ordained, Number for Gospel Ministry, Southern Baptist Churches, by Location 19-20

P

Papers, State Baptist 97
Pastors Having Paid Employment Apart from the Church, Number of Churches Reporting 55-56
Pastors, Number of Churches Reporting, by State and Location 15-17
Pastor's Salary, Average, Full-time Churches 58
Population and Southern Baptist Sunday School Enrolment by State and Department 32-33
Population Statistics, U.S. 84-86, 90
Population, World, Projected to Year 2000 92
Poverty in the U.S. 91
Property and Asset Values Reported by State Conventions 51
Property Value, Southern Baptist Churches, by Location 28-29
Property Value, Southern Baptist Churches, by Years 72-73

R

RA Enrolment, Southern Baptist Churches, by Location 44
Receipt and Distribution of Mission and Benevolence Funds, by State Conventions 52
Receipts, Southern Baptist Churches 51
Record of Southern Baptist Churches, The 7
Religion, Life Better or Worse in Terms of 77
Religious Bodies, Financial Reports 79-80
Religious Statistics, U.S., 1940-1968 82

S

Schools and Colleges, Southern Baptist 64-69
Seminaries, Southern Baptist 66, 69
State Conventions—Headquarters and State Officers 96
Summary of Southern Baptist Churches by State Conventions 9
Sunday School Enrolment by Department 31-33
Sunday School Enrolment, Larger Religious Bodies in U.S. 78
Sunday School Enrolment, Southern Baptist 1968 Summary 8
Sunday School Enrolment, City Churches 57
Sunday School Enrolment, Southern Baptist Churches, by Location 31, 34
Sunday School Enrolment, Southern Baptist Churches, by Years 72-73
Sunday School, Number Churches Reporting, by State and Location 15-17

T

Tithes, Offerings, and Special Gifts, Southern Baptist 1968 Summary 8
Tithes, Offerings, and Special Gifts, Southern Baptist Churches, by Location 49
Training Union Enrolment, by Department 39
Training Union Enrolment, City Churches 57
Training Union Enrolment, Southern Baptist Churches 37
Training Union Enrolment, Southern Baptist Churches, by Years 72-73
Training Union (Ongoing) Enrolment, Churches Reporting 15-17, 35, 38
Training Union (Ongoing) Enrolment, by Department 37

V

Vacation Bible School Enrolment, Southern Baptist Churches, by Years 72-73
Vacation Bible School, Number Churches Reporting, by State and Location 15-17
Vacation Bible School Report 35-36

W

WMU Enrolment, by Department 42
WMU Enrolment, by Size of Church 43
WMU Enrolment, City Churches 57
WMU Enrolment, Southern Baptist 1968 Summary 8
WMU Enrolment, Southern Baptist Churches, by Location 41
WMU Enrolment, Southern Baptist Churches, by Years 72-73
WMU, Number Churches Reporting, by State and Location 15-17
WMU, Percent of Churches Reporting, by Location 42

SECTION 1

Baptist Highlights

THE RECORD OF SOUTHERN BAPTIST CHURCHES—1968-1967

	1968	1967	Gain or Loss	% Gain or Loss
State Conventions	30	29	1	3.4
Associations	1,198	1,177	[illegible]	0.8
Churches with Pastor	30,079	30,390	—311	—1.0
CHURCHES AND MEMBERSHIP				
Churches	34,286	34,147	140	0.4
Non-Resident Members	3,085,028	3,219,603	—133,[illegible]	—4.1
Resident Members	8,206,483	7,934,129	284,[illegible]	3.6
Total Membership	11,332,220	11,162,736	169,[illegible]	1.7
Churches with Baptisms	29,316	29,183	133	0.4
Baptisms	379,026	378,037	—5,011	—1.6
Ratio to Membership	1 to 30.4	1 to 29.4		
Additions by Letter	671,361	611,391	—10,040	—1.6
Open Country Churches	14,375	14,[illegible]	—13	—0.1
Village (under 500 pop.)	4,667	4,7[illegible]	—[illegible]	—1.1
Town (500-2,499 pop.)	3,730	3,781	—51	—1.5
City (2,500 and more pop.)	11,327	11,058	269	2.4
Full-time Preaching (AM and PM every Sunday)	29,370			
Less than Full-time Preaching	5,016			
SUNDAY SCHOOLS				
Churches with Sunday Schools	33,379	33,290	90	0.3
Sunday School Enrolment	7,646,818	7,670,[illegible]	—23,[illegible]	—0.4
Vacation Bible School Enrolment	3,227,705	3,439,[illegible]	—211,[illegible]	—6.2
TRAINING UNIONS				
Churches with Training Unions	24,[illegible]	24,055	—[illegible]	—0.2
On-Going Training Union Enrolment	2,468,487	2,514,[illegible]	—58,[illegible]	—2.3
WOMAN'S MISSIONARY UNIONS				
Churches with Organizations	23,242	23,316	—74	—0.3
Enrolments of All Organizations	*1,407,873	*1,444,664	—36,791	—2.5
BROTHERHOODS				
Churches with Brotherhoods	14,849	13,[illegible]	[illegible]	5.0
Baptist Men and RA Enrolment	448,738	457,770	—9,032	—2.0
MUSIC MINISTRY				
Churches Reporting a Music Ministry	17,709	17,481	228	1.3
Music Ministry Enrolment	1,029,300	1,010,130	19,1[illegible]	1.9
GIFTS				
Total Receipts	$ 794,947,751			
Total Gifts*	$ 761,877,083	$ 711,775,3[illegible]	50,101,717	7.0
Per Capita Total Gifts	$ 67.23	$ 63.3[illegible]	$ 3.[illegible]	6.2
Missions and Benevolences	$ 128,023,731	$ 120,484,6[illegible]	7,568,[illegible]	6.2
Per Capita Missions and Benevolences	$ 11.30	$ 10.6[illegible]	.4[illegible]	4.5
Cooperative Program Receipts Reported by States	$ 78,025,4[illegible]	$ 71,266,0[illegible]	6,759,[illegible]	9.4
Cooperative Program Receipts Going to SBC Causes	$ 25,977,470	$ 25,169,8[illegible]	807,6[illegible]	3.3
Churches Giving to Missions	33,[illegible]	33,[illegible]	—2	—0.1
Number Tithers Reported	1,268,747	1,263,[illegible]	4,9[illegible]	0.4
CHURCH PROPERTY				
Churches Reporting Property	31,487	31,[illegible]	11[illegible]	0.4
Total Value Church Property	$3,686,807,0[illegible]	$3,485,020,717	161,570,3[illegible]	4.8
MISCELLANEOUS				
Churches with State Paper in Budget	15,023	[illegible]	83	0.6
Churches Participating in Annuity Board Protection Plan	16,210	[illegible]	567	3.9
Total Amount of Pastors' Salaries	$ 131,123,0[illegible]	$ 124,7[illegible]	6,323,[illegible]	5.1
Total Churches Reporting a Library	15,031	[illegible]	280	3.1
Total Number of Missions Operated by Churches	5,841	[illegible]	—193	—3.1

[1] Will not add to total due to District of Columbia not reporting.
* Total tithes, offerings, and special gifts other than money.
* Includes college and hospital YWA's as well as church statistics.



SUMMARY OF SOUTHERN BAPTIST CHURCHES, BY STATE CONVENTIONS—1968

SBC and State Conventions	Associations	Churches[1]	Baptisms	Additions by Letter	Total Membership	SS Enrollment	VBS Enrollment	TU[2] Enrollment	WMU[3] Enrollment	Brotherhood Enrollment	Music Ministry Enrollment	Value Church Property	Total Receipts[4]	Total Mission Gifts	Spent on New Construction, Church and Church Missions
SBC	1,196	34,295	373,025	531,381	11,332,229	7,545,513	3,227,785	2,738,087	1,407,673	448,738	1,038,290	$3,466,507,050	$794,947,761	$128,025,859	$134,344,308
Alabama	76	2,928	27,764	34,614	817,735	535,730	341,399	251,772	104,408	33,043	53,496	250,311,779	86,160,558	8,826,864	9,623,546
Alaska	3	37	741	1,347	9,847	6,480	3,815	3,041	1,138	254	647	5,314,918	937,981	119,327	208,952
Arizona	12	226	3,899	5,607	46,468	47,426	25,599	19,609	7,783	3,520	5,503	34,706,437	4,719,108	613,968	308,713
Arkansas	44	1,186	11,370	10,717	343,414	212,914	92,316	99,971	34,992	9,077	28,389	101,416,714	28,043,631	3,639,437	4,009,436
California	37	853	12,210	19,148	337,734	176,589	85,973	80,096	28,219	6,544	18,707	97,104,223	18,045,752	2,081,736	1,989,357
Colorado	10	119	2,120	4,149	34,971	25,632	11,730	13,123	4,397	1,065	3,700	12,396,846	3,718,893	332,731	254,229
D.C.	1	62	1,080	2,642	38,719	34,787	7,490	4,015	4,540	734	3,329				
Florida	66	1,429	24,263	36,453	423,020	428,539	181,129	171,830	74,903	26,271	55,966	216,577,049	47,940,786	5,424,228	7,126,418
Georgia	94	3,017	28,018	30,400	1,007,194	634,818	285,535	220,905	123,904	49,764	93,276	324,531,294	68,346,683	11,123,081	13,156,978
Hawaii	5	29	491	1,030	2,921	6,480	3,970	2,516	1,196	546	933	6,695,314	949,170	117,467	228,349
Illinois	34	896	7,313	7,452	153,741	139,138	64,784	47,941	23,242	7,300	13,018	58,876,564	13,022,071	1,943,106	2,650,580
Indiana	18	234	3,026	3,388	49,888	44,534	22,329	18,753	8,686	2,089	4,012	15,441,049	3,830,670	404,887	527,630
Iowa	18	197	2,800	4,444	52,334	40,848	18,845	19,543	7,724	2,354	4,496	19,460,786	4,143,092	505,403	354,674
Kentucky	80	2,209	18,300	18,578	680,366	392,908	168,534	106,606	64,446	17,304	42,784	177,316,903	36,941,148	6,086,853	7,460,897
Louisiana	53	1,310	16,745	23,148	466,141	289,270	143,256	144,140	46,892	15,464	44,563	164,229,630	38,146,668	5,678,045	5,873,587
Maryland	18	309	6,197	7,278	90,528	76,198	37,207	24,449	14,000	4,630	8,365	37,921,746	8,645,387	1,358,188	1,636,284
Michigan	13	189	2,081	2,397	33,580	27,736	14,647	10,998	4,537	1,645	3,013	13,435,786	2,924,344	391,754	344,807
Missouri	77	1,888	18,764	24,790	536,280	330,303	144,300	146,743	50,667	18,586	60,316	160,704,728	36,159,337	6,058,748	6,423,803
New Mexico	23	1,807	16,045	20,587	501,958	348,854	153,352	114,216	71,230	19,822	42,534	152,981,211	34,639,533	8,398,283	8,847,446
North Carolina	18	248	2,005	6,141	92,371	55,237	25,440	23,647	9,730	4,128	7,398	28,005,588	5,586,384	1,016,460	414,121
Northern Plains	80	2,456	28,668	29,857	1,006,280	743,958	293,541	172,110	160,679	45,983	106,700	347,618,482	73,333,963	11,506,236	15,563,084
Ohio	13	75	888	1,469	11,289	9,539	5,068	4,450	1,814	552	926	4,353,767	1,034,628	134,590	168,560
Oklahoma	23	391	6,563	8,986	82,440	79,262	49,056	23,920	12,505	4,355	7,941	23,177,325	7,991,197	928,817	1,347,135
Oregon-Wash.	41	1,966	17,930	25,142	535,616	326,578	128,620	137,732	49,040	18,008	40,737	138,472,236	32,435,386	5,500,377	4,180,834
South Carolina	23	305	2,109	2,294	37,543	33,186	19,360	16,781	5,694	1,409	3,180	16,812,911	3,124,622	431,778	290,450
Southern	44	1,583	18,087	21,739	574,091	423,951	171,301	147,920	112,372	37,035	64,460	318,388,645	47,798,029	7,797,444	9,196,361
Tennessee	99	2,683	26,445	33,343	867,626	540,342	311,906	196,501	86,749	27,344	72,458	254,769,986	56,017,948	8,398,960	11,806,781
Texas	121	3,920	54,719	111,803	1,841,841	1,137,900	464,184	430,101	178,861	63,523	156,642	678,419,898	130,449,743	22,407,168	16,215,442
Utah-Idaho	9	55	533	949	3,453	6,848	4,510	3,067	1,330	370	684	3,392,900	604,762	73,979	54,263
Virginia	44	1,633	18,437	17,261	534,278	408,752	157,231	77,678	100,686	30,860	48,353	198,409,301	38,410,320	6,763,412	4,801,273
Miscellaneous							11,701								

[1] Includes 378 "Nonreporting" churches. "Nonreporting" refers to those still affiliated with the Convention but who have not submitted a report for three or more years.
[2] Includes cumulative participation in short-term member training projects, new church member orientation, and church leader training, in addition to the enrolment of ongoing church member training, [illegible] for separate ongoing enrolments.
[3] Includes college and hospital YWAs as well as church statistics.
[4] Includes income from fees, rentals, etc.

MISCELLANEOUS INFORMATION FROM CHURCHES 1968



Percent of Churches in Convention Reporting

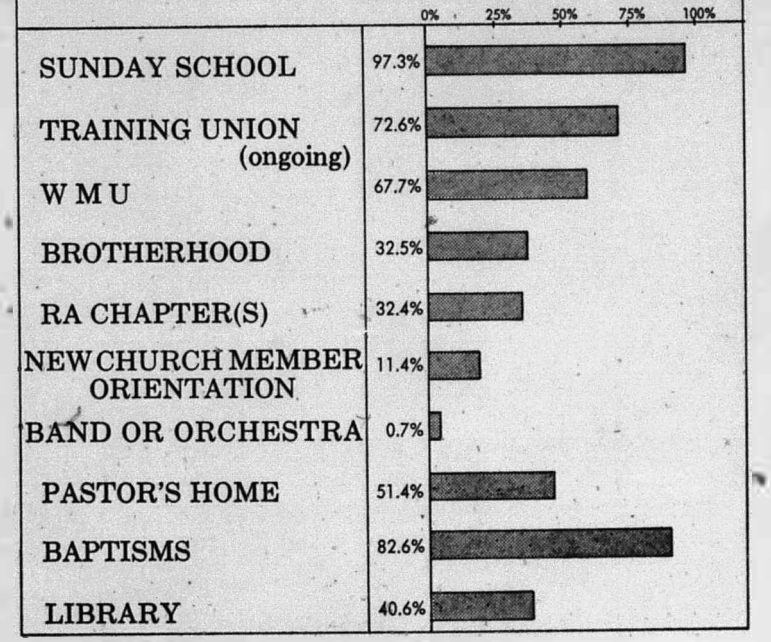

NUMBER OF SOUTHERN BAPTIST CHURCHES, BY SIZE OF MEMBERSHIP—1968

SBC and State Conventions	Total Active Churches	Size of Membership: 1-49	50-99	100-149	150-199	200-249	250-299	300-399	400-499	500-749	750-999	1,000-1,249	1,250-1,499	1,500-1,999	2,000-2,999	3,000 & Up	Percent of Churches with Membership Under 250	Non-Reporting Churches (Not Incl. in Other Cols.)*
SBC	33,117	1,341	5,323	5,206	4,341	5,767	3,301	3,301	2,607	1,294	1,184	477	273	194			40.1	275
Alabama	3,006	100	333	345	300	491	264	317	301	161	91	31	10	4			74.0	33
Alaska	51	7	7	4	3	6	4	3	3	2	1	1	1	1			78.4	
Arizona	1,068	26	94	106	94	134	84	101	73	33	22	10	4	2			71.8	
Arkansas	1,900	74	234	234	234	234	234	234	234	234	234	234	234	234			71.8	
California	1,900	74	234	234	234	234	234	234	234	234	234	234	234	234			71.8	
Colorado	13	1	2	1	1	1	1	1	1	1	1	1	1	1	1		69.7	
District of Columbia	1,000	234	234	234	234	234	234	234	234	234	234	234	234	234	234		69.7	
Florida	2,000	234	234	234	234	234	234	234	234	234	234	234	234	234	234		69.7	
Georgia	2,000	234	234	234	234	234	234	234	234	234	234	234	234	234	234		69.7	
Illinois	2,000	234	234	234	234	234	234	234	234	234	234	234	234	234	234		69.7	
Indiana	2,000	234	234	234	234	234	234	234	234	234	234	234	234	234	234		69.7	
Kansas	2,000	234	234	234	234	234	234	234	234	234	234	234	234	234	234		69.7	
Kentucky	2,000	234	234	234	234	234	234	234	234	234	234	234	234	234	234		69.7	
Louisiana	2,000	234	234	234	234	234	234	234	234	234	234	234	234	234	234		69.7	
Maryland	2,000	234	234	234	234	234	234	234	234	234	234	234	234	234	234		69.7	
Michigan	2,000	234	234	234	234	234	234	234	234	234	234	234	234	234	234		69.7	
Mississippi	2,000	234	234	234	234	234	234	234	234	234	234	234	234	234	234		69.7	
Missouri	2,000	234	234	234	234	234	234	234	234	234	234	234	234	234	234		69.7	
New Mexico	2,000	234	234	234	234	234	234	234	234	234	234	234	234	234	234		69.7	
North Carolina	2,000	234	234	234	234	234	234	234	234	234	234	234	234	234	234		69.7	
Northern Plains	2,000	234	234	234	234	234	234	234	234	234	234	234	234	234	234		69.7	
Ohio	2,000	234	234	234	234	234	234	234	234	234	234	234	234	234	234		69.7	
Oklahoma	2,000	234	234	234	234	234	234	234	234	234	234	234	234	234	234		69.7	
Oregon-Washington	2,000	234	234	234	234	234	234	234	234	234	234	234	234	234	234		69.7	
South Carolina	1,577	121	234	234	234	234	234	234	234	234	234	234	234	234	234		69.7	
Tennessee	2,000	234	234	234	234	234	234	234	234	234	234	234	234	234	234		69.7	
Texas	2,000	234	234	234	234	234	234	234	234	234	234	234	234	234	234		69.7	
Utah-Idaho	2,000	234	234	234	234	234	234	234	234	234	234	234	234	234	234		69.7	
Virginia	1,000	130	234	234	234	234	234	234	234	234	234	234	234	234	234		69.7	

* "Nonreporting" refers to those still affiliated with the Convention but who have not submitted a report in three or more years.

BAPTIST WORK IN NEW AREAS—1968

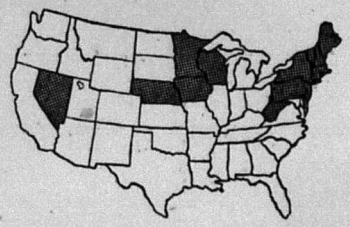

	Churches	Members	Baptisms	Total Receipts
Total	288	55,937	4,250	$5,963,594
Percent change from 1967	+6.6%	+7.6%	+1.7%	+19.0%

Totals do not include the figures for the states of Montana, North Dakota, South Dakota, and Wyoming, which are no longer included in the new area statistics.

NUMBER OF CHURCHES HAVING FULL-TIME PREACHING*, BY LOCATION—1968

SBC and State Conventions	Full-time* Churches	Percent of Churches Reporting Full-time Preaching			
		Open Country	Village	Town	City
SBC	28,370	67.9	80.4	95.3	98.7
Alabama	2,393	72.3	80.5	98.1	99.5
Alaska	36	85.7	100.0	100.0	100.0
Arizona	222	68.8	92.3	100.0	100.0
Arkansas	1,072	81.4	90.3	98.7	99.7
California	827	87.0	87.5	94.2	98.0
Colorado	117	75.0	100.0	100.0	98.8
District of Columbia	62	.....	.....	.....	100.0
Florida	1,396	95.9	90.4	99.4	99.7
Georgia	2,364	67.0	64.6	95.6	99.3
Hawaii	29	.....	100.0	100.0	100.0
Illinois	795	74.6	82.4	96.4	99.1
Indiana	221	93.8	100.0	97.0	99.4
Kansas	192	88.9	90.0	97.4	98.6
Kentucky	1,755	67.6	86.3	97.0	99.3
Louisiana	1,254	92.2	96.6	100.0	99.7
Maryland	280	85.3	65.0	100.0	96.6
Michigan	155	100.0	100.0	100.0	96.9
Mississippi	1,483	69.8	78.3	97.6	99.1
Missouri	1,469	66.1	80.6	97.9	99.1
New Mexico	224	59.3	78.0	96.9	98.6
North Carolina	2,070	43.5	57.0	84.8	95.9
Northern Plains	72	100.0	100.0	81.8	96.0
Ohio	384	100.0	100.0	95.7	98.3
Oklahoma	1,235	74.9	95.6	97.2	99.3
Oregon-Washington	201	75.0	100.0	90.9	100.0
South Carolina	1,303	71.5	79.5	94.3	99.1
Tennessee	2,215	71.8	86.7	98.1	99.0
Texas	3,699	85.8	89.8	99.0	99.4
Utah-Idaho	57	100.0	100.0	100.0	97.7
Virginia	788	32.5	36.8	69.4	92.2

*Preaching AM and PM every Sunday.

SUMMARY OF SOUTHERN BAPTIST WORK IN NEW AREAS—1968*

State	Churches	Baptisms	Total Members	Members Rec'd[1]	Members Lost[1]	Church Property Value	Brotherhood & RA Enrollment	SS Enrollment	Grand Total Training Union Ongoing and Cumulative Enrollment[1]	Music Ministry Enrollment	WMU Enrollment	Total Receipts	Member Gifts
Totals	[illegible]	4,305	55,937	654	227	$23,355,646	2,066	81,409	21,134	5,000	10,111	$5,963,594	$797,[illegible]
Connecticut	[illegible]	136	2,779	19	2	498,103	[illegible]	1,010	267	98	165	344,534	57,514
Delaware	6	120	2,481	8	1	270,000	105	2,441	[illegible]	158	676	240,000	41,453
Iowa	11	184	2,309	19	14	1,481,740	347	2,431	1,178	[illegible]	653	309,774	44,459
Maine	[illegible]	34	434	.....	3	110,500	[illegible]	280	538	14	93	43,174	4,000
[illegible]	[illegible]	32	1,066	16	9	171,000	46	1,430	825	104	208	144,833	18,654
Minnesota	13	136	1,307	24	2	897,000	136	1,406	618	119	301	364,400	38,457
Nebraska	[illegible]	341	4,519	31	23	1,756,367	101	3,642	1,657	449	886	416,860	45,197
Nevada	31	512	6,446	53	28	3,438,900	235	6,030	2,361	550	921	473,900	53,054
New Hampshire	[illegible]	17	206	.....	.....	34,000	20	354	122	57	[illegible]	34,450	6,724
[illegible]	[illegible]	480	3,327	41	22	1,433,300	344	3,742	3,247	626	776	847,348	79,817
New York	[illegible]	698	7,185	155	15	2,944,200	498	4,770	3,126	847	1,400	801,672	101,438
Pennsylvania	[illegible]	496	4,443	154	27	1,980,800	234	4,046	1,249	371	659	720,123	77,270
Rhode Island	[illegible]	21	675	[illegible]	6	188,000	61	744	313	34	130	53,823	6,105
Vermont	[illegible]	10	64	.....	.....	101,000	.....	151	.....	.....	.....	15,177	2,808
West Virginia	[illegible]	737	16,074	89	63	4,067,340	737	11,300	3,770	[illegible]	2,717	1,001,444	181,844
[illegible]	[illegible]	[illegible]	[illegible]	[illegible]	[illegible]	[illegible]	[illegible]	[illegible]	[illegible]	[illegible]	[illegible]	[illegible]	[illegible]
Canada	16	[illegible]	2,740	31	9	1,201,700	171	2,484	1,223	158	543	323,720	45,604
Mexicans	17	43	1,240	6	3	844,000	511	2,160	840	165	501	186,019	16,722
	[illegible]	[illegible]	600	14	.....	1,300	[illegible]	613	190	10	111	30,700	3,139

* Figures shown for states in this summary are included in other tables in this Handbook as part of the respective state conventions with which churches in these states are affiliated. This summary is presented to indicate the nature and growth of Southern Baptist churches' activity in newer, rapidly developing areas.

[1] From denominations other than Baptist.

[2] To denominations other than Baptist.

[3] Includes [illegible] participation in church-wide member training projects, new church member orientation, and church leader training, in addition to the enrollment of ongoing church member training. See page [illegible] for separate ongoing enrollments.

NUMBER OF SOUTHERN BAPTIST CHURCHES, BY LOCATION—1968-1967

SBC and State Conventions	Total Churches[1]		Open Country		Village		Town		City (Including those in seven columns at right)		City 2,500-9,999	City 10,000—49,999 Population			City 50,000 or more Population		
												Downtown area	Neighborhood area	Suburban area	Downtown area	Neighborhood area	Suburban area
	1968	1967	1968	1967	1968	1967	1968	1967	1968	1967	1968	1968	1968	1968	1968	1968	1968
SBC	34,295	34,147	14,876	14,568	4,667	4,720	3,726	3,731	11,327	11,058	3,147	588	2,037	1,868	334	1,878	1,785
Alabama	3,023	3,019	1,641	1,627	375	386	261	254	651	652	226	43	108	81	14	100	81
Alaska	37	36	7	6	3	3	5	6	23	19	6	2	6	3	2	1	3
Arizona	229	228	16	17	26	20	31	37	156	151	41	6	20	6	5	48	20
Arkansas	1,189	1,198	473	479	269	289	159	167	290	267	107	14	61	24	6	41	33
California	853	847	23	31	24	20	103	100	703	696	163	35	188	69	27	143	93
Colorado*	119	187	4	4	10	12	21	27	84	144	26	1	9	10	2	16	23
District of Columbia	62	61							62	61	1	1	7	20	8	15	10
Florida	1,420	1,416	391	407	146	140	130	136	713	685	174	40	100	104	33	116	147
Georgia	3,017	3,011	1,847	1,840	363	362	272	272	645	337	283	46	143	150	24	96	134
Hawaii	28	27		1	3	1	2	2	25	23	6	1	5	4		5	4
Illinois	898	898	252	255	159	154	137	139	347	343	160	9	69	43	7	42	31
Indiana	224	213	16	12	15	15	33	32	160	153	44	4	25	22	3	24	24
Iowa	197	197	9	8	10	12	38	41	140	136	40	1	27	18	2	30	24
Kentucky	2,389	2,397	1,210	1,218	338	391	198	203	413	396	140	23	83	85	11	42	51
Louisiana	1,210	1,209	627	630	178	178	137	129	271	266	97	22	58	49	10	58	64
Maryland	290	276	34	28	20	21	37	33	208	188	83	9	38	47	3	27	46
Michigan	189	181	11	11	6	4	14	15	158	151	19	7	22	27	4	28	24
Mississippi	1,586	1,577	1,116	1,105	272	278	144	147	355	327	121	28	81	85	3	32	20
Missouri	1,807	1,795	797	741	409	415	233	234	429	412	138	21	65	37	21	108	59
New Mexico	249	250	27	29	50	50	32	40	140	127	43	17	43	14	2	13	10
North Carolina	3,456	3,451	2,016	2,020	386	380	329	328	725	717	142	45	138	120	16	91	114
Northern Plains*	75		1		2		11		61		23	4	14	12		6	2
Ohio	391	378	22	20	19	27	47	50	303	281	63	7	46	46	5	37	76
Oklahoma	1,369	1,365	428	434	278	276	211	210	442	442	130	26	55	43	14	86	65
Oregon-Washington	205	198	4	4	8	7	25	23	168	164	42	4	31	31	2	28	29
South Carolina	1,582	1,578	336	319	161	152	174	190	432	413	127	24	87	91	6	28	81
Tennessee	2,682	2,676	1,479	1,481	294	301	211	218	696	677	166	26	123	120	11	110	137
Texas	2,920	2,923	185	1,600	637	640	497	500	1,799	1,779	485	91	218	186	55	431	297
Utah-Idaho	56	54	1	1	1	1	13	11	44	41	16	1	1	5	1	4	7
Virginia	1,433	1,431	667	668	186	198	144	148	437	423	73	23	86	88	17	90	94

[1] Includes "Nonreporting" churches. "Nonreporting" refers to those still affiliated with the Convention but who have not submitted a report for three or more years.
*Churches now in Northern Plains Convention were formerly included in the Colorado Convention.

NUMBER OF SOUTHERN BAPTIST CHURCHES REPORTING MAJOR ITEMS—1968

SBC and State Conventions	Total No. Active Churches	NUMBER REPORTING: Pastor	Baptisms	Additions by Letter	Sunday School	VBS	TU Ongoing	WMU	Brotherhood	Music Ministry	Total Gifts	Mission Gifts	Church Property
SBC	33,917	30,670	29,810	29,[illegible]	32,370	26,680	[illegible]	[illegible]	14,340	17,700	31,612	32,[illegible]	31,437
Open Country	14,267	12,443	10,872	10,836	13,868		8,388	7,028	3,072	4,[illegible]	13,649	13,[illegible]	12,845
Village	4,684	4,084	3,877	3,721	4,863		3,061	3,067	1,324	1,787	4,[illegible]	4,49[illegible]	4,234
Town	3,711	3,285	3,288	3,408	3,[illegible]		3,122	[illegible]	1,963	2,482	3,611	3,6[illegible]	3,600
City	11,301	10,858	10,773	10,940	11,[illegible]		10,348	10,[illegible]	7,457	8,[illegible]	10,[illegible]	11,0[illegible]	10,714
Alabama	3,[illegible]	2,616	2,[illegible]	2,[illegible]	2,[illegible]	2,256	[illegible]	[illegible]	1,077	1,168	2,[illegible]	2,7[illegible]	2,622
Open Country	1,[illegible]	1,412	1,194	1,221	1,[illegible]		1,023	723	348	384	1,3[illegible]	1,51[illegible]	1,404
Village	376	330	338	308	384		308	348	107	135	3[illegible]	3[illegible]	344
Town	301	335	340	346	368		241	288	147	171	3[illegible]	3[illegible]	349
City	661	641	630	634	648		634	609	475	531	[illegible]	6[illegible]	633
Alaska	37	30	30	30	[illegible]	27	35	28	15	28	3[illegible]	34	35
Open Country	7	[illegible]	6	[illegible]	7		6	5	1	4	7	7	7
Village	2	2	3	3	3		2	2	2	3	3	3	3
Town	5	4	4	3	4		5	2	2	3	4	4	5
City	23	18	18	24	23		22	17	10	17	23	23	21
Arizona	229	198	202	214	226	194	191	172	108	128	214	211	218
Open Country	16	13	10	13	13		8	5	[illegible]	1	11	11	11
Village	30	31	17	24	30		16	11	[illegible]	7	32	32	34
Town	31	37	29	30	31		25	20	4	7	30	31	30
City	150	126	146	150	152		142	136	99	113	140	144	151
Arkansas	1,179	1,069	1,063	[illegible]	1,182	892	[illegible]	[illegible]	[illegible]	494	1,111	1,140	1,[illegible]
Open Country	404	379	319	348	450		333	158	67	84	438	444	407
Village	267	232	206	216	254		201	119	38	43	247	261	248
Town	189	141	147	161	189		150	130	58	103	184	167	161
City	319	377	381	384	289		234	268	176	234	287	268	281
California	[illegible]	747	788	783	838	657	746	[illegible]	372	532	821	817	788
Open Country	23	21	16	20	22		15	10	[illegible]	9	20	21	19
Village	24	22	16	16	24		17	13	2	3	24	23	23
Town	100	85	90	91	99		68	63	21	33	100	100	87
City	706	619	657	653	690		646	547	343	467	677	673	658
Colorado	119	108	104	110	118	98	104	100	[illegible]	78	118	118	110
Open Country	3	3	2	2	3		2	[illegible]	[illegible]		3	3	3
Village	10	9	7	10	10		7	[illegible]	[illegible]	4	10	10	10
Town	21	18	16	16	21		17	15	[illegible]	8	20	21	20
City	84	78	77	81	84		78	70	52	64	83	84	77
District of Columbia	62		58	60	60	38	43	[illegible]	[illegible]	57	[illegible]	[illegible]	*
City	62		58	58	59		43	58	[illegible]	57	[illegible]	[illegible]	*
Florida	1,4[illegible]	1,288	1,284	1,327	1,414	1,060	1,2[illegible]	[illegible]	701	987	1,372	1,378	1,3[illegible]
Open Country	391	340	369	338	384		312	197	110	168	363	369	353
Village	143	123	109	123	140		103	79	48	64	138	136	136
Town	185	156	171	174	180		163	156	96	123	177	176	173
City	713	660	696	694	710		671	621	491	621	695	698	677
Georgia	2,[illegible]	2,016	2,436	2,400	2,[illegible]	2,217	2,118	2,[illegible]	1,443	1,[illegible]	2,700	2,[illegible]	2,755
Open Country	1,811	1,307	1,136	1,137	1,456		934	[illegible]	407	426	1,319	1,[illegible]	1,304
Village	352	293	249	243	341		311	230	109	160	310	321	325
Town	271	247	249	254	271		238	246	179	195	284	285	262
City	644	771	802	813	888		726	743	488	643	817	808	846

*Not reported.

NUMBER OF SOUTHERN BAPTIST CHURCHES REPORTING MAJOR ITEMS—1968—Cont'd.

SBC and State Conventions	Total No. Active Churches	NUMBER REPORTING: Pastor	Baptisms	Additions by Letter	Sunday School	VBS	TU Ongoing	WMU	Brotherhood	Music Ministry	Total Gifts	Mission Gifts	Church Property
Hawaii	29	22	27	26	29	22	25	27	26	22	28	28	29
Village	2	1	2	1	2		2	2			2	2	2
Town	2	2	2	2	2		1	2	1	1	2	2	2
City	25	19	23	23	25		22	23	19	21	24	25	25
Illinois	878	737	868	850	880	863	848	842	318	323	823	808	868
Open Country	240	197	120	124	236		76	80	30	35	213	235	215
Village	154	120	97	92	153		78	79	32	33	140	151	134
Town	136	115	117	118	136		86	102	41	40	131	133	130
City	348	305	321	325	344		307	301	207	208	339	336	339
Indiana	224	197	201	209	218	188	154	158	88	108	210	208	202
Open Country	16	16	13	14	16		10	11	6	5	14	14	14
Village	15	11	10	12	13		7	7	5	4	12	12	11
Town	33	30	28	28	33		17	22	11	10	29	31	30
City	160	141	150	145	157		120	118	66	89	156	161	148
Kansas	188	174	176	184	185	168	186	188	93	114	182	182	186
Open Country	9	9	7	8	9		7	8	2	3	9	9	8
Village	10	9	5	7	10		9	4	3	2	10	10	10
Town	38	32	31	34	38		34	30	11	16	38	37	38
City	138	134	132	135	138		130	126	72	94	135	136	131
Kentucky	2,148	1,880	1,763	1,807	2,080	1,622	1,186	1,287	604	778	1,817	1,882	1,963
Open Country	1,163	1,016	879	821	1,106		489	443	175	302	973	1,021	1,033
Village	384	331	307	306	374		208	226	64	116	346	361	350
Town	196	169	174	178	194		144	166	95	124	191	191	189
City	413	376	392	396	410		355	352	240	238	408	405	391
Louisiana	1,384	1,182	1,128	1,188	1,251	858	1,123	888	811	708	1,234	1,251	1,258
Open Country	621	589	490	517	613		481	256	151	209	586	596	592
Village	175	160	148	157	172		144	121	61	84	168	169	169
Town	137	118	130	130	136		128	120	64	106	134	133	131
City	371	345	360	365	371		363	343	335	317	364	363	368
Maryland	288	261	273	272	286	243	238	268	163	232	287	288	288
Open Country	32	29	27	26	32		23	27	14	18	32	32	30
Village	19	17	16	15	19		14	14	9	13	19	19	18
Town	36	30	32	32	36		23	32	20	26	35	35	33
City	206	185	199	200	206		178	184	122	175	204	203	187
Michigan	168	135	143	143	163	128	114	117	65	86	161	161	131
Open Country	11	9	10	10	11		7	6	4	4	11	10	10
Village	6	5	6	4	6		3	3		3	6	6	5
Town	14	10	12	11	13		7	11	1	3	11	11	9
City	124	111	115	118	133		97	97	58	72	121	114	107
Mississippi	1,873	1,846	1,804	1,857	1,811	1,382	1,484	1,098	867	1,131	1,798	1,784	1,777
Open Country	1,103	980	808	840	1,046		798	474	231	531	1,007	1,020	1,084
Village	271	241	219	231	268		218	166	81	165	261	264	269
Town	164	142	162	158	161		154	153	91	131	161	163	159
City	335	303	325	328	334		320	304	242	294	327	330	335
Missouri	1,778	1,533	1,285	1,407	1,758	1,468	1,236	1,227	788	925	1,708	1,780	1,680
Open Country	707	570	444	431	696		356	288	132	318	661	691	635
Village	407	345	290	322	403		288	301	142	158	391	406	379
Town	333	313	319	334	332		311	336	144	171	326	326	328
City	429	405	432	426	428		413	416	320	348	423	431	418

SBC and State Conventions	Total No. Active Churches	Pastor	Baptisms	Additions by Letter	Sunday School	VBS	TU Ongoing	WMU	Brotherhood	Music Ministry	Total Gifts	Mission Gifts	Church Property
New Mexico	248	212	200	222	243	207	210	191	140	138	242	241	223
Open Country	35	16	18	17	34		13	11	8	8	34	34	33
Village	49	42	38	43	48		32	31	16	11	48	48	46
Town	33	28	28	30	33		27	27	16	16	32	32	33
City	130	121	126	132	128		138	124	100	104	128	128	123
North Carolina	3,387	3,057	2,659	2,780	3,388	2,674	1,800	2,428	1,444	2,008	3,111	3,298	3,131
Open Country	1,963	1,764	1,542	1,483	1,987		900	1,164	886	913	1,734	1,898	1,767
Village	384	340	316	304	383		311	302	151	235	361	371	380
Town	336	322	304	304	336		233	297	176	276	315	332	314
City	723	671	676	688	721		656	673	611	632	703	718	700
Northern Plains	78	63	68	66	78	68	68	68	28	23	74	72	72
Open Country	1			1									1
Village	2		1										2
Town	11		10		11						11	10	11
City	61	53	55	57	67		53	53	28	23	61	61	58
Ohio	380	346	362	362	375	327	300	283	178	232	370	368	357
Open Country	23	17	16	13	23		13	13			20	21	16
Village	19	19	17	19	18		13	13		4	19	19	18
Town	46	42	42	42	46		37	37	16	18	45	44	43
City	302	267	277	278	300		236	243	148	177	304	306	279
Oklahoma	1,385	1,173	1,149	1,167	1,330	981	1,088	878	821	880	1,301	1,287	1,223
Open Country	429	336	302	302	413		36	173	78	73	401	378	346
Village	275	238	213	212	273		19	126	49	57	263	267	256
Town	311	183	199	200	311		30	191	106	126	307	300	301
City	440	414	434	433	440		427	386	390	341	432	438	423
Oregon-Washington	200	174	181	187	200	170	180	148	75	122	201	203	199
Open Country	4	3	4	4	4			3	1	3	4		3
Village	8	7	6	6	8					2	8	6	5
Town	33	24	23	28	33		31	28	9	15	31	31	29
City	160	140	148	157	160		149	138	65	102	158	160	165
South Carolina	1,677	1,488	1,367	1,368	1,685	1,426	1,311	1,402	1,030	1,163	1,633	1,644	1,537
Open Country	816	748	657	661	805		601	674	480	493	778	791	789
Village	151	143	132	132	151		132	140	84	100	150	151	149
Town	174	158	156	166	174		158	171	130	154	173	173	171
City	436	417	422	427	435		420	417	336	409	433	431	428
Tennessee	2,487	2,402	2,223	2,188	2,604	1,988	1,810	1,822	811	1,080	2,386	2,461	2,423
Open Country	1,457	1,309	1,130	1,076	1,413		777	557	271	290	1,307	1,290	1,293
Village	298	268	238	241	287		211	187	78	102	270	277	268
Town	210	186	191	196	209		176	174	99	130	208	209	208
City	677	648	667	680	695		645	604	463	549	652	675	670
Texas	3,[illegible]	3,510	3,291	3,400	3,837	3,087	3,108	2,713	1,[illegible]	2,625	3,729	3,7[illegible]	3,528
Open Country	906	835	638	737	830		872	319	188	190	897	937	883
Village	438	569	468	527	430		397	383	181	170	469	417	594
Town	494	481	463	478	493		431	439	259	310	488	491	478
City	1,7[illegible]	1,655	1,723	1,744	1,785		1,708	1,572	1,331	1,375	1,757	1,7[illegible]	1,717
Utah-Idaho	60	60	62	65	67	61	46	46	23	25	67	66	55
Open Country	1	1	1	1	1		1	1			1	1	1
Village	1		1	1	1		1				1	1	1
Town	13	10	7	9	13		6	7	4	3	13	11	12
City	44	39	43	44	43		37	37	19	27	44	43	41
Virginia	1,410	1,228	1,176	1,126	1,408	1,277	819	1,217	888	940	1,387	1,384	1,336
Open Country	663	537	476	419	644		268	498	228	310	608	636	603
Village	188	169	144	145	184		78	164	63	106	174	180	175
Town	144	139	133	131	144		101	138	77	116	142	144	138
City	437	401	434	431	437		372	420	396	414	433	434	419
Miscellaneous						110							

MEMBERSHIP, SOUTHERN BAPTIST CHURCHES, BY LOCATION—1968-1967

SBC and State Conventions	Total Membership			Open Country		Village		Town		City	
	1968	1967	% Change	1968	% Change	1968	% Change	1968	% Change	1968	% Change
SBC	11,332,229	11,143,736	1.7	2,421,349	0.6	814,516	0.7	1,197,760	[illegible]	6,898,604	[illegible]
Alabama	817,735	803,[illegible]	1.8	243,485	[illegible]	68,[illegible]	−1.0	81,848	[illegible]	423,[illegible]	2.0
Alaska	9,[illegible]	8,[illegible]	12.9	803	[illegible]	[illegible]	−4.4	495	[illegible]	7,[illegible]	18.4
Arizona	66,658	63,[illegible]	3.8	916	[illegible]	5,[illegible]	11.3	3,918	−12.0	58,[illegible]	4.8
Arkansas	342,414	337,[illegible]	1.6	58,810	−1.6	38,[illegible]	4.9	54,717	0.1	190,[illegible]	2.4
California	237,754	232,[illegible]	2.4	2,608	−[illegible]	2,170	28.9	13,115	−4.3	219,[illegible]	8.0
Colorado*	34,971	43,[illegible]	−19.4	196	−3.0	631	−18.4	2,088	−13.0	31,856	−18.6
District of Columbia	38,719	39,[illegible]	−1.8							38,719	−1.8
Florida	[illegible],030	531,[illegible]	1.8	56,[illegible]84	−1.5	23,458	5.3	52,030	−4.1	482,358	2.6
Georgia	1,[illegible],164	995,[illegible]	1.2	396,291	1.9	60,412	−0.1	86,803	0.1	563,688	1.1
Hawaii	5,921	5,[illegible]	2.7		−100.0	110	292.9	316	−4.1	5,595	2.7
Illinois	188,741	180,009	5.1	28,722	−6.6	19,170	2.8	25,553	−2.3	111,[illegible]	5.6
Indiana	49,958	46,895	6.8	1,774	3.6	2,[illegible]82	11.1	4,095	5.8	41,[illegible]	6.9
Kansas	52,324	50,115	4.4	871	31.6	908	−13.9	4,689	−4.9	46,[illegible]	5.9
Kentucky	[illegible],258	653,928	1.1	206,553	0.7	78,167	−3.0	70,028	−1.1	305,[illegible]	2.6
Louisiana	456,141	446,158	2.2	103,629	3.6	37,805	2.3	46,896	0.8	277,[illegible]	1.9
Maryland	90,636	84,011	7.9	6,746	6.5	3,709	−8.8	7,300	17.7	73,[illegible]	7.9
Michigan	32,560	30,603	6.4	964	17.0	407	0.6	1,536	−16.1	29,[illegible]	7.7
Mississippi	538,380	518,300	1.6	182,167	1.4	49,406	0.6	61,346	2.2	333,[illegible]	1.8
Missouri	501,958	493,997	1.6	80,798	−0.4	61,690	−[illegible]	61,017	2.0	378,[illegible]	2.6
New Mexico	92,271	90,892	1.5	3,[illegible]	−[illegible]	8,816	−[illegible]	7,102	−10.8	77,[illegible]	2.2
North Carolina	1,008,320	998,996	1.0	394,[illegible]	0.2	89,534	0.9	117,347	−[illegible]	406,736	2.2
Northern Plains*	11,239			[illegible]		66		712		10,446	
Ohio	82,440	76,065	8.4	2,[illegible]	6.1	2,236	−18.4	6,881	−7.4	70,571	11.4
Oklahoma	535,616	529,079	1.2	47,[illegible]	0.6	43,844	1.1	83,305	−0.4	360,716	1.7
Oregon-Washington	37,543	35,079	7.0	[illegible]	29.0	890	16.1	3,908	3.4	32,[illegible]	7.0
South Carolina	374,09[illegible]	366,845	1.4	178,347	0.7	34,[illegible]	−1.3	70,150	−2.1	293,428	4.7
Tennessee	907,[illegible]	856,871	1.3	209,[illegible]	0.6	58,[illegible]	0.4	64,357	−1.4	474,9[illegible]	3.2
Texas	1,[illegible],84[illegible]	1,81[illegible],34[illegible]	1.7	130,963	−1.1	105,[illegible]	[illegible]	196,[illegible]	−1.1	1,419,479	2.2
Utah-Idaho	4,433	7,675	10.1	72	19.7	32	16.7	621	−5.4	7,523	11.8
Virginia	[illegible],278	817,013	1.4	127,673	0.6	30,734	−0.1	49,506	−6.1	610,361	2.1

*Churches now affiliated with the Northern Plains Convention were formerly in the Colorado Convention.

NUMBER OF MISSIONS OPERATED BY SOUTHERN BAPTIST CHURCHES, BY LOCATION OF SPONSORING CHURCH—1968

SBC and State Conventions	Total	Open Country	Village	Town	City
SBC	3,341	483	101	494	2,263
Alabama	185	43	9	8	125
Alaska	11			3	8
Arizona	59	7	2	14	36
Arkansas	191	1	1	13	177
California	1		1	6	10
Colorado	26	1	8	11	6
District of Columbia	[illegible]		2	15	141
Florida	126	47	8	11	58
Georgia	[illegible]			1	11
Hawaii	26				26
Illinois	111	5	11	14	81
Indiana	65	5	2	14	44
Kansas	45	1	8	8	28
Kentucky	114	15	14	26	59
Louisiana	185	26	8	7	144
Maryland	117	1	6	9	101
Michigan	61	1	10	9	41
Mississippi	132	7	21	12	92
Missouri	246	21	5	13	207
New Mexico	1	1		5	54
North Carolina	201	117	3	10	71
Northern Plains	24		1	1	22
Ohio	141	1	11	23	106
Oklahoma	120	11	3	14	92
Oregon-Washington	95		2	5	88
South Carolina	100	13	1	23	63
Tennessee	106	28	11	14	53
Texas	816	13	23	57	723
Utah-Idaho	36	13	2	6	27
Virginia	93	27	4	17	44

NUMBER ORDAINED FOR GOSPEL MINISTRY, SOUTHERN BAPTIST CHURCHES, BY LOCATION—1968

SBC and State Conventions	Total	Open Country	Village	Town	City
SBC	1,956	670	190	102	944
Alabama	138	88	25	8	94
Alaska	1	1			2
Arizona	31	2	11	3	15
Arkansas	69	26	11	3	23
California	49	1	1	3	43
Colorado	[illegible]				2
District of Columbia	100	18	3	6	73
Florida	[illegible]				40
Georgia	[illegible]				18
Hawaii	13				13
Illinois	46	5	6	4	31
Indiana	46	2	6	2	36
Kansas	111	46	10	7	48
Kentucky	84	31	6	7	40
Louisiana	[illegible]				2
Maryland	13	1	1	1	10
Michigan	8	1	1	1	5
Mississippi	44	24	10	14	20
Missouri	6	23	2	1	6
New Mexico	94	2	13	21	58
North Carolina	164	84			80
Northern Plains	2	1	1	10	15
Ohio	12	27	12	3	18
Oklahoma	55				43
Oregon-Washington	8				15
South Carolina	94	25	10	6	54
Tennessee	164	88	10	6	60
Texas	201	95	28	26	153
Utah-Idaho	4		1	3	3
Virginia	92	20	1	6	65

TOTAL MINISTERS ORDAINED IN 1968 . . . . was 1,986

Percentage Distribution by Church Location



ADDITIONS BY LETTER, SOUTHERN BAPTIST CHURCHES, BY LOCATION—1968-1967

SBC and State Conventions	Total by Letter			Open Country		Village		Town		City	
	1968	1967	% Change	1968	% Change	1968	% Change	1968	% Change	1968	% Change
SBC	531,351	541,391	—1.9	64,287	—3.8	26,051	0.6	45,230	—7.2	394,963	—1.1
Alabama	34,814	36,184	—4.1	6,908	—6.9	2,023	4.7	3,134	0.4	22,847	—4.8
Alaska	1,347	1,082	24.6	82	30.2	92	109.1	86	38.8	1,068	19.7
Arizona	8,897	9,054	—3.5	101	—22.3	181	41.1	282	—31.6	8,063	—7.0
Arkansas	19,717	17,023	—3.5	2,025	—10.9	1,834	2.9	1,948	—13.1	11,430	1.2
California	19,148	19,348	—1.1	122	—37.1	160	10.8	856	—4.1	18,036	—0.6
Colorado*	4,149	5,157	—19.5	66	560.0	63	—23.2	189	—16.0	3,831	—20.8
Dist. of Columbia	2,643	1,793	47.4							2,643	47.4
Florida	34,453	36,589	—0.6	3,027	—10.6	1,042	14.3	2,717	—10.7	30,667	1.6
Georgia	39,400	41,069	—4.0	7,577	—8.0	1,632	—6.8	3,172	2.3	27,019	—4.3
Hawaii	1,020	1,141	—10.8		—100.0	6	20.0	14		1,000	—11.7
Illinois	7,583	8,303	—8.7	492	—46.0	421	—6.8	803	—11.2	5,866	—2.8
Indiana	3,388	3,178	6.6	99	4.2	307	84.8	275	—1.8	2,707	4.4
Kansas	4,444	4,673	—4.9	38	—47.4	23	—31.2	282	—35.1	4,101	—0.6
Kentucky	19,578	19,622	—0.2	4,260	—0.3	1,678	—7.3	1,638	—0.7	10,906	—0.3
Louisiana	23,145	24,018	—3.6	3,780	—4.2	1,427	1.1	2,083	—3.8	17,856	—3.8
Maryland	7,276	6,165	18.0	258	42.0	178	1.7	576	29.9	6,268	18.1
Michigan	2,387	2,566	—6.9	61	—24.7	33	—37.4	289	—18.2	2,031	—3.1
Mississippi	24,790	24,767	0.1	5,589	1.6	1,913	4.4	2,611	—2.8	14,677	—0.6
Missouri	20,587	21,098	—2.4	1,983	—3.9	1,607	7.8	2,651	—12.1	14,346	—1.4
New Mexico	6,141	6,650	—7.7	161	1.8	312	—15.0	436	—16.1	5,232	—6.0
North Carolina	29,957	30,112	—0.5	3,107	—0.8	2,212	3.1	2,358	—8.6	16,285	0.1
Northern Plains*	1,469			2		4		62		1,401	
Ohio	8,966	8,200	9.3	216	—23.6	235	54.7	232	—33.6	8,303	—3.1
Oklahoma	25,142	26,851	—6.4	1,651	—5.8	1,838	—19.6	3,170	—5.3	18,023	—6.8
Ore.-Wash.	3,294	3,354	—3.1	20	—31.0	52	23.1	210	—18.6	3,008	—0.8
South Carolina	21,779	21,779	—0.3	4,508	—2.6	973	—0.4	2,207	—20.1	13,991	5.6
Tennessee	22,345	22,112	—2.9	6,166	0.7	1,648	—2.7	1,910	—16.5	12,637	—1.7
Texas	111,803	113,163	—1.2	5,869	—2.8	4,360	0.6	8,580	—0.8	93,195	—0.7
Utah-Idaho	949	899	5.6	16	—16.7	11	9.1	74	13.5	848	5.3
Virginia	17,251	17,015	1.4	2,169	7.8	938	26.5	1,200	2.5	12,746	—1.3

* Churches now affiliated with the Northern Plains Convention were formerly in the Colorado Convention.

Baptisms by Age, 1968

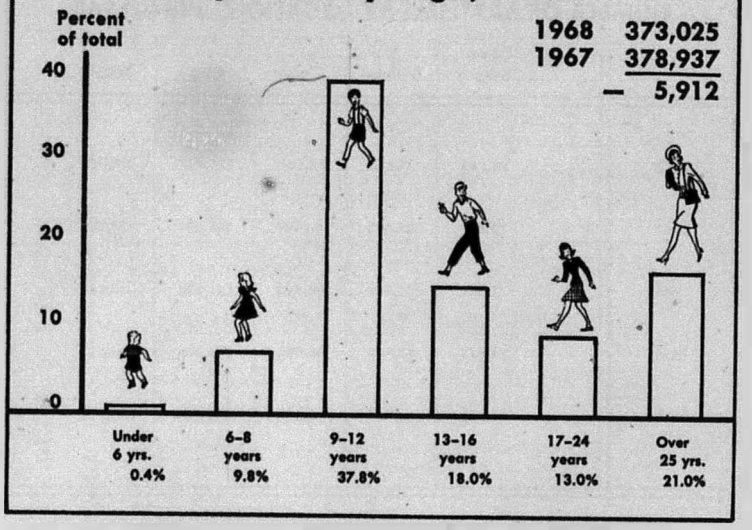

ESTIMATED NUMBER OF BAPTISMS, SOUTHERN BAPTIST CHURCHES, BY AGE GROUP—1968

	Total Baptisms	Under 6 years	6-8 years old	9-12 years old	13-16 years old	17-24 years old	25 or older
SBC	*373,025	1,453	36,567	140,967	65,333	48,908	78,713
Alabama	27,769	121	2,819	9,956	5,163	3,948	6,264
Alaska	741	6	145	181	83	160	168
Arizona	3,898	18	508	1,335	486	495	656
Arkansas	11,370	34	1,301	4,178	1,965	1,547	2,436
California	13,816	87	1,610	3,982	2,197	2,680	3,384
Colorado	3,130	1	373	803	338	313	303
District of Columbia	*1,080						
Florida	34,853	124	3,741	8,887	3,915	3,191	5,993
Georgia	39,018	98	3,734	11,781	5,126	3,315	5,040
Hawaii	491	1	44	176	79	106	85
Illinois	7,313	37	776	3,473	1,097	1,098	1,840
Indiana	3,038	13	396	916	490	451	858
Kansas	2,680	25	347	811	333	361	704
Kentucky	18,200	28	1,037	7,006	3,376	2,812	3,649
Louisiana	15,748	43	1,736	6,186	2,808	2,114	2,859
Maryland	6,197	7	530	1,740	868	619	1,478
Michigan	2,081	13	213	806	335	200	465
Mississippi	16,784	45	1,145	6,596	3,129	2,910	2,959
Missouri	16,043	63	1,942	6,381	2,283	1,780	3,357
New Mexico	3,008	7	381	1,113	647	382	530
North Carolina	28,468	68	2,074	11,824	5,393	3,613	5,697
Northern Plains	868	9	124	276	134	131	214
Ohio	6,593	17	806	1,797	910	1,030	2,233
Oklahoma	17,939	119	2,338	6,417	3,466	2,311	3,291
Oregon-Washington	2,160	13	382	641	317	303	374
South Carolina	16,067	48	1,686	6,009	2,481	1,842	3,118
Tennessee	20,448	190	2,294	10,191	4,758	3,496	5,618
Texas	54,719	253	6,320	21,285	9,620	7,473	9,738
Utah-Idaho	538	2	60	186	94	86	113
Virginia	15,427	36	1,140	6,564	2,639	1,634	3,344

*Age group totals do not add to total since District of Columbia did not report a breakdown.

NUMBER OF BAPTISMS BY LOCATION, 1964–1968

	Open Country	Village	Town	City	Total
1968	73,160	25,533	38,865	235,467	373,025
1967	75,858	25,484	40,496	237,099	378,937
1966	71,641	25,298	38,590	225,430	360,959
1965	71,851	25,222	38,893	225,666	361,632
1964	76,170	25,414	40,406	232,428	374,418

TOTAL BAPTISMS OVER A 5-YEAR SPAN

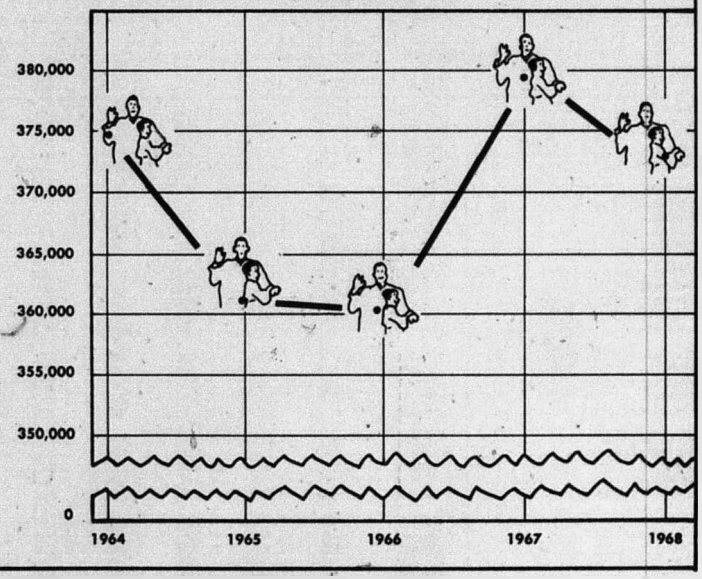

ADDITIONS BY BAPTISM, SOUTHERN BAPTIST CHURCHES, BY LOCATION—1968-1967

SBC and State Conventions	Total Baptisms 1968	Total Baptisms 1967	Total Baptisms % Change	Total Baptisms Ratio Bapt. To Memb.	Open Country 1968	Open Country % Change	Open Country Ratio Bapt. To Memb.	Village 1968	Village % Change	Village Ratio Bapt. To Memb.	Town 1968	Town % Change	Town Ratio Bapt. To Memb.	City 1968	City % Change	City Ratio Bapt. To Memb.
SBC	373,025	378,937	—1.6	20.30	73,160		33.10	25,533	0.2	21.90	38,865	—1.6	20.83	235,467	—0.7	20.80
Alabama	37,790	37,790		20.45	8,121		20.96	2,194	10.6	20.73	3,127	6.9	20.17	14,327	—0.4	[illegible]
Alaska	741	679	—0.1	13.80	85	100.7	14.66	53	61.6	7.34	47	43.0	9.1	576	9.1	13.45
Arizona	3,899	3,828	1.9	18.34	60	1.9	19.27	107	2.0	20.83	302	12.7	20.80	3,394	5.1	17.37
Arkansas	11,570	11,614	—0.1	20.13	2,026	—1.2	20.20	1,853	—14.1	22.52	1,096	—11.0	22.21	6,595	4.9	20.21
California	13,316	12,146	1.3	17.86	129		20.23	154	28.2	11.79	900	—3.8	14.27	12,191	1.9	18.68
Colorado*	3,130	2,967		19.42	15	68.2	10.33	[illegible]	6.1	13.40	120	—30.3	17.80	2,970		16.61
Dist. of Col.	1,068	1,137	—3.3	18.58										1,068	20.2	16.83
Florida	24,983	25,007	—0.9	25.26	2,017	—11.3	23.14	966	30.4	24.20	2,310	—12.3	23.54	18,670	—3.3	25.80
Georgia	29,018	30,108	—3.6	24.71	2,284		25.77	1,631	—10.1	27.27	3,025	—13.0	23.72	19,401	—1.2	24.34
Hawaii	491	413	18.9	18.17				16		11.00	7	—30.0	20.00	474	—0.1	18.13
Illinois	7,313	6,868		25.12	674		43.02	621	6.8	30.18	1,019	6.8	25.27	5,000	8.1	22.23
Indiana	3,024	2,828	14.1	18.46	121		14.86	79	20.6	27.68	266	20.5	15.20	2,559	—0.3	18.33
Iowa	2,008	2,007	10.6	20.12	27		15.79	21	11.4	20.70	253	11.4	21.20	2,707	—0.5	19.63
Kansas	18,700	19,158		20.28	4,543		24.82	2,058	—1.7	21.84	1,645	—16.8	43.31	8,573	—1.2	20.64
Kentucky	16,741	16,141		20.01	3,487		24.02	1,168	—1.8	21.10	1,810	—2.6	20.87	9,276	2.9	20.98
Louisiana																
Maryland	5,197	4,665	11.4	17.44	236	—10.0	20.14	36.6	0.6	16.02	615	61.8	12.71	4,014	8.6	16.16
Michigan	2,011	2,508	—30.2	18.03	120		7.84	346	1.3	11.68	158	—7.9	10.84	1,387	—10.3	17.24
Mississippi	16,784	16,343		20.36	5,260		23.86	1,487	—14.3	23.78	1,057	—2.1	23.23	8,711		20.43
Missouri	18,046	18,066		21.29	2,331		23.70	1,677	—13.2	20.26	2,367	—2.8	24.50	2,470		21.46
New Mexico	3,008	3,418	—18.6	20.71	95			310						2,583	—16.6	
N. Carolina	28,888	29,000		25.10	11,380		34.77	2,675	13.2	23.23	2,273	1.0	23.79	11,460	—2.8	25.67
Nor. Pacific*	886	886		13.71			21.67			23.06	44		16.48	842		13.64
Ohio	8,843	6,460		13.80	225	—18.0	13.34	366	—14.3	10.86	648	—3.4	12.16	6,604	1.2	13.61
Oklahoma	17,800	17,900	—0.2	20.85	1,760	28.1	27.10	1,600	—1.4	27.70	2,760	—11.0	29.67	11,907	1.6	20.56
Ore.-Wash.	2,105	2,088		17.80	20		15.08	49	38.8	12.00	328		18.68	1,708	3.6	18.37
S. Carolina	19,667	19,450		[illegible]	4,641		30.84	964	—10.6	26.36	1,084	—17.9	25.88	8,900	2.1	34.68
Tennessee	26,445	27,736	—4.6	22.81	7,869	900.0	24.24	1,910	5.3	20.61	1,811	—12.3	24.43	14,853	—5.2	21.98
Texas	34,715	34,466		20.44	3,720		23.30	2,863	4.2	25.44	5,040	—2.0	25.61	22,090	—1.5	19.47
Utah-Idaho	543	533		18.36	19		28.67	60	60.0	17.83	88	23.4	21.61	436	—3.2	15.34
Virginia	15,457	15,092	2.5	20.22	2,344			1,108	1.1	20.33	1,425	—4.8	20.82	9,580	6.5	20.30

* Churches now affiliated with the Northern Pacific Convention were formerly in the Colorado Convention.

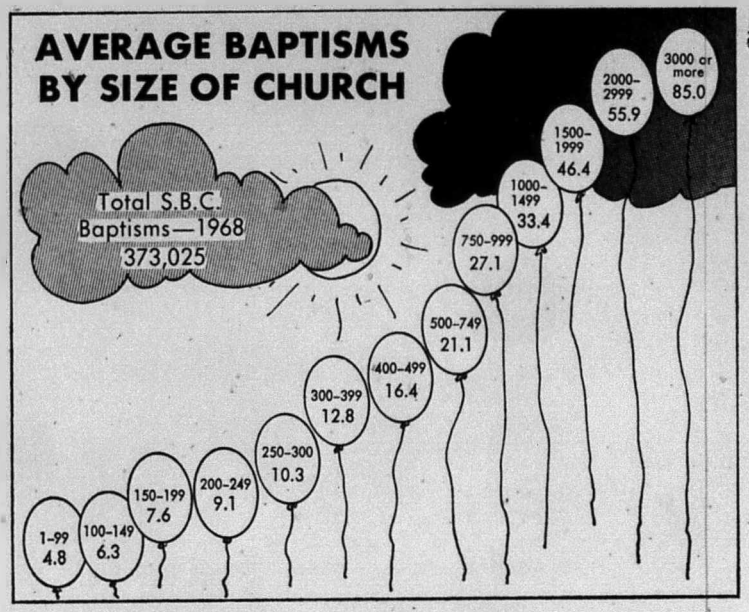

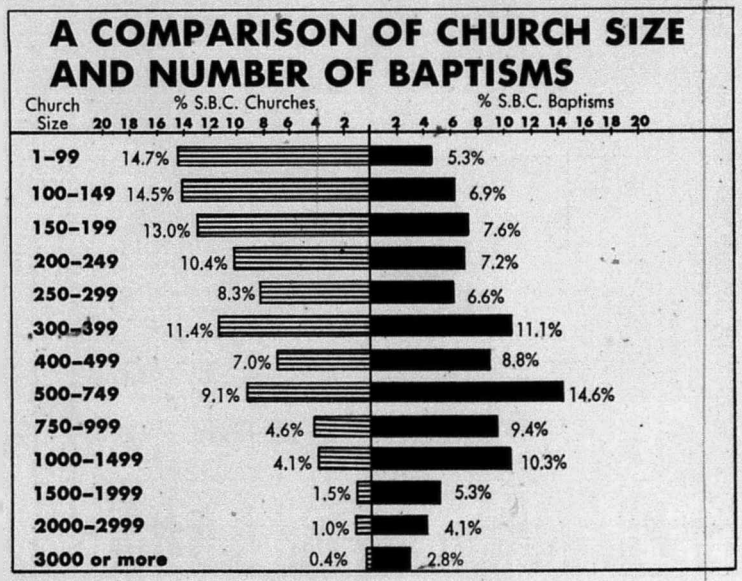

NUMBER OF BAPTISMS, SOUTHERN BAPTIST CHURCHES, BY SIZE OF CHURCH—1968

SBC and State Conventions	Size of Membership: 1-99	100-149	150-199	200-249	250-299	300-399	400-499	500-749	750-999	1000-1499	1500-1999	2000-2999	3000 or More	Totals
SBC	19,826	26,778	28,147	26,934	24,463	41,349	33,743	64,634	34,988	38,643	18,855	18,108	16,841	373,025
Alabama	1,817	2,569	2,810	2,371	1,965	3,011	2,005	3,817	2,398	3,033	1,457	857	867	27,799
Alaska	86	60	90	30	34	34	30	23	15			185		728
Arizona	300	234	249	249	254	420	380	782	575		774	358		[illegible]
Arkansas	895	625	1,084	884	671	1,183	813	1,801	1,016	160	418	384	146	11,270
California	1,035	893	1,327	1,171	1,316	1,798	1,481	2,081	1,285	1,275	950	415		18,307
Colorado	125	103	153	108	179	160	160	454	145	148	40		73	2,130
District of Columbia	6	23	33	14	67	128	84	231	154	54				1,074
Florida	804	906	1,443	1,671	1,333	2,862	2,343	4,223	2,086	2,307	1,103		986	24,051
Georgia	1,051	1,816	2,065	2,044	2,316	3,211	2,770	4,790	2,877	3,344	1,460	1,348	854	29,011
Hawaii	19	38	21	11		63	119	10	84	116				461
Illinois	800	819	840		699	896	701	475	257	677	178	308		7,313
Indiana	862	370	391	790	336	363	343	317	194	43	114			3,024
Iowa	300	203	335	344	311	446	298	139	184	154	150		61	3,000
Kansas	980	1,400	1,473	1,833	1,635	2,134	1,444	2,018	1,673	2,344	1,133	833	141	19,300
Kentucky	851	938	1,146	1,100	813	1,666	1,386	2,075	1,381	2,088	860	1,186	1,000	15,745
Maryland	360	484	480	510	360	700	603	705	810	404		48		4,113
Michigan	230	334	330	161	140	380	135	350	74	67				2,055
Mississippi	677	877	1,376	1,647	1,080	1,772	1,310	2,852	1,080	1,024	754	588	256	14,793
Missouri	1,070	1,164	1,353	1,078	899	1,700	1,444	2,357	2,056	1,701	833	357	126	14,043
New Mexico	176	256	194	97	111	254	360	343	314	308	141	305	61	3,000
North Carolina	1,406	2,413	2,731	2,485	2,054	4,028	3,057	4,794	3,257	1,030	673	386	46	29,357
Northern Plains	173	180	110		72	161	106	96						854
Ohio	260	286	718	584	343	1,060	615	445	114	306		79		4,854
Oklahoma	941	1,024	1,043	816	756	1,361	1,037	1,257	1,641	4,308	963	1,047	2,316	17,330
Oregon-Washington	254	263	254	257	138	258	197	133	136					3,053
South Carolina	821	831	1,077	1,015	1,031	2,380	1,817	3,011	1,793	1,772	410	414	139	14,067
Tennessee	1,315	2,088	2,103	2,303	1,624	2,806	1,968	2,886	2,110	2,445	1,041	1,364	677	26,414
Texas	1,641	2,185	2,804	2,874	2,445	4,547	3,341	7,238	4,302	8,087	4,087	4,250	4,062	54,660
Utah-Idaho	121	87	95	45	43	84	76	37						533
Virginia	438	626	610	910	919	1,861	1,471	3,604	1,651	1,866	1,080	410	69	15,304

Grand total is less than total shown since here due to figures for a few missions being eliminated from this analysis.

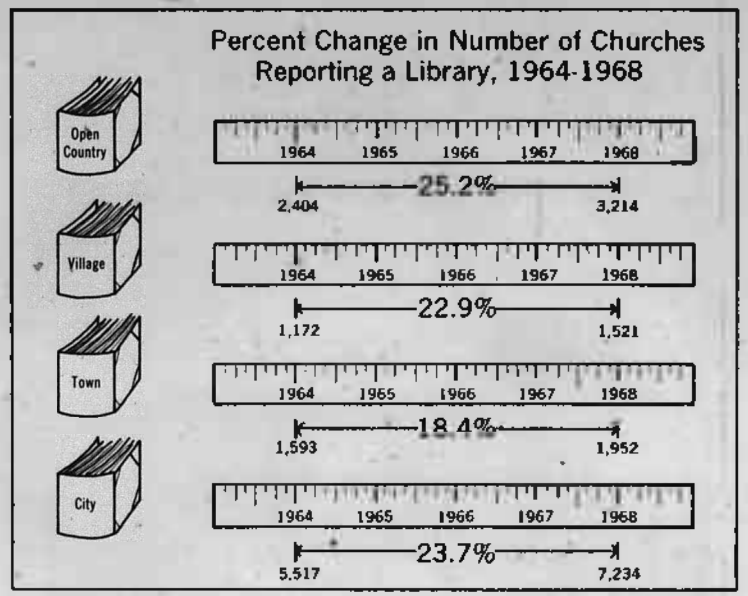

NUMBER OF SOUTHERN BAPTIST CHURCHES REPORTING A LIBRARY, BY LOCATION—1968

SBC and State Conventions	Total	Open Country	Village	Town	City
SBC	18,921	3,214	1,521	1,952	7,234
Alabama	[illegible]	273	100	185	411
Alaska	17	5	2	2	8
Arizona	104	9	5	0	90
Arkansas	418	90	68	75	185
California	[illegible]	6	6	24	261
Colorado	71		6	10	56
District of Columbia	Not reported				
Florida	716	101	42	89	484
Georgia	948	258	70	134	486
Hawaii	21		1	1	19
Illinois	334	45	48	80	160
Indiana	106	4	4	9	91
Kansas	118	4	2	20	89
Kentucky	738	223	118	107	290
Louisiana	493	193	63	68	232
Maryland	168	18	8	10	140
Michigan	63	3	1	5	53
Mississippi	686	258	101	104	223
Missouri	712	179	120	145	268
New Mexico	110	7	15	10	81
North Carolina	1,364	531	158	184	474
Northern Plains	41			5	36
Ohio	161	4	2	13	142
Oklahoma	540	71	73	112	284
Oregon-Washington	123		3	13	107
South Carolina	677	212	64	101	280
Tennessee	934	257	99	100	488
Texas	3,107	273	271	311	1,249
Utah-Idaho	28			4	24
Virginia	726	212	76	84	342

MEMBERS RECEIVED FROM NON-BAPTIST DENOMINATIONS AND MEMBERS LOST TO NON-BAPTIST DENOMINATIONS—1968

SBC and State Conventions	Total			Open Country		Village		Town		City	
	Received	Lost	Net Difference*	Received	Lost	Received	Lost	Received	Lost	Received	Lost
SBC	30,080	35,317	—5,237	4,215	4,457	1,714	3,086	2,725	3,187	21,426	24,543
Alabama	1,956	3,149	—193	[illegible]	[illegible]	124	119	209	316	1,190	1,338
Alaska	61	74	—13	[illegible]	[illegible]	14	3	1	1	46	69
Arizona	233	308	—75	[illegible]	[illegible]	34	19	27	15	172	254
Arkansas	708	864	—156	90	104	53	28	83	84	447	568
California	1,024	1,167	—143	12	12	7	7	60	36	945	1,112
District of Columbia	362	471	—109	2	5	7	6	7	5	346	455
Florida	2,348	2,918	—570	120	174	36	40	28	28	1,164	1,676
Georgia	2,362	3,105	—743	681	1,000	80	164	775	775	1,426	1,166
Hawaii	15	22	—7			1	1			14	21
Illinois	[illegible]	[illegible]	—670	25	117	25	126	56	56	[illegible]	[illegible]
Indiana	[illegible]	[illegible]	—78	11	4	4	6	23	15	[illegible]	[illegible]
Kansas	[illegible]	[illegible]	—181	2		1	10	17	34	[illegible]	[illegible]
Kentucky	713	1,000	—1	200	310	20	162	88	90	[illegible]	[illegible]
Louisiana	1,130	[illegible]	[illegible]	150	240	64	81	84	58	[illegible]	[illegible]
Maryland	[illegible]	[illegible]	443	[illegible]	30	[illegible]	9	47	47	[illegible]	[illegible]
Michigan	[illegible]	[illegible]	17	[illegible]	4	[illegible]	67	8	8	[illegible]	[illegible]
Mississippi	[illegible]	[illegible]	481	[illegible]	246	[illegible]	316	86	84	[illegible]	[illegible]
Missouri	[illegible]	[illegible]	260	[illegible]	248	[illegible]	4	11	11	[illegible]	[illegible]
New Mexico	[illegible]	[illegible]	—61	[illegible]	12	[illegible]	[illegible]	[illegible]	[illegible]	[illegible]	[illegible]
North Carolina	2,696	3,532	—836	[illegible]	774	185	222	194	194	1,511	1,362
Northern Plains	115	191	—76	[illegible]	[illegible]	[illegible]	[illegible]	10	10	[illegible]	[illegible]
Ohio	515	695	—180	[illegible]	[illegible]	[illegible]	2	26	26	[illegible]	[illegible]
Oklahoma	1,043	1,321	—278	[illegible]	80	20	36	240	240	[illegible]	[illegible]
Oregon-Washington	168	189	—21	[illegible]	[illegible]	4	4	11	11	[illegible]	[illegible]
South Carolina	870	1,096	—226	[illegible]	324	78	242	143	143	[illegible]	[illegible]
Tennessee	1,097	1,375	—278	[illegible]	327	116	128	97	97	[illegible]	[illegible]
Texas	1,184	1,491	—307	[illegible]	307	167	29	373	373	[illegible]	[illegible]
Utah-Idaho	110	120	—10				13	3	3	[illegible]	[illegible]
Virginia	2,010	2,340	—330	325				158	158	[illegible]	[illegible]

*"Net Difference" refers to the result of subtracting the number lost from the number received.

VALUE OF CHURCH PROPERTY, SOUTHERN BAPTIST CHURCHES, BY LOCATION—1968-1967

SBC and State Conventions	Value of Church Property			Open Country		Village		Town		City	
	1968	1967	% Change	1968	% Change	1968	% Change	1968	% Change	1968	% Change
SBC	$3,656,597,060	$3,495,030,717	[illegible]	$449,125,534	[illegible]	$170,294,652	6.3	$245,996,360	1.0	$2,898,180,604	[illegible]
Alabama	250,211,779	236,855,961	5.6	36,258,514	12.7	12,043,776	7.0	22,301,843	14.0	179,607,646	3.3
Alaska	5,214,915	5,134,515	3.5	403,000	52.6	205,000	[illegible]	394,500	[illegible]	4,252,115	[illegible]
Arizona	24,708,487	24,262,557	1.8	234,000	[illegible]	733,100	14.5	1,340,394	[illegible]	22,400,983	[illegible]
Arkansas	101,418,714	97,933,807	3.6	7,853,749	10.9	6,632,162	[illegible]	12,499,873	[illegible]	75,432,930	[illegible]
California	97,104,633	95,571,633	1.6	702,000	—16.8	514,890	28.1	2,343,060	[illegible]	92,644,873	1.8
Colorado*	12,290,346	15,707,649	—21.1	63,500	[illegible]	300,000	11.2	671,300	[illegible]	11,261,546	—21.0
District of Columbia	No report	25,721,473	....	....	....	....	....	....	....	....	....
Florida	215,577,049	203,146,780	6.1	11,675,208	0.1	4,655,763	[illegible]	13,912,971	[illegible]	185,330,112	7.8
Georgia	324,531,394	302,306,823	7.4	50,475,697	9.5	13,142,334	10.0	27,873,550	[illegible]	233,036,013	7.0
Hawaii	6,686,314	6,236,324	[illegible]	....	—100.0	137,000	83.7	139,425	—21.9	6,410,889	8.2
Illinois	58,375,664	55,073,396	6.0	3,763,816	[illegible]	3,225,871	[illegible]	6,788,821	0.8	44,597,186	9.0
Indiana	15,441,049	13,675,401	12.7	289,177	21.2	461,500	10.2	1,024,960	[illegible]	13,575,412	14.1
Kansas	19,460,786	18,118,724	[illegible]	152,500	54.8	161,550	—14.4	1,402,497	[illegible]	17,754,229	8.6
Kentucky	177,216,903	167,648,492	[illegible]	27,844,161	11.2	12,353,390	[illegible]	19,766,798	2.8	116,252,067	5.2
Louisiana	164,229,620	158,072,446	[illegible]	19,712,393	10.6	8,904,456	[illegible]	13,282,855	—0.3	122,328,886	3.0
Maryland	37,921,745	37,434,391	[illegible]	2,309,300	2.6	1,082,100	—1.0	2,633,750	23.1	31,991,606	—0.2
Michigan	13,425,786	12,145,656	10.6	325,000	16.6	175,600	167.1	555,500	6.7	12,369,786	9.7
Mississippi	160,704,726	152,962,665	[illegible]	30,416,552	6.8	11,431,028	7.5	21,862,942	4.3	97,014,208	4.5
Missouri	152,961,311	141,290,604	[illegible]	10,319,029	3.0	9,297,282	6.5	19,925,915	4.6	113,418,086	9.5
New Mexico	28,006,555	26,742,432	[illegible]	426,022	—4.3	1,349,246	4.6	1,863,624	—7.7	24,466,661	6.0
North Carolina	347,618,452	329,626,793	[illegible]	92,330,981	7.0	25,325,341	7.8	46,061,045	2.1	184,859,085	5.2
Northern Plains*	4,252,767	....	....	49,000	....	13,600	....	432,012	....	3,861,355	....
Ohio	32,177,328	29,247,655	10.0	897,500	24.1	744,600	—9.1	2,202,400	—9.7	28,322,828	12.1
Oklahoma	138,473,320	132,731,510	[illegible]	5,055,159	5.0	5,092,335	1.9	15,560,592	0.1	112,764,720	5.0
Oregon-Washington	15,512,011	13,744,922	12.9	104,000	98.6	145,500	—36.0	1,125,200	—3.9	14,131,311	15.0
South Carolina	216,238,645	202,835,637	7.1	42,731,300	10.1	11,135,508	7.7	27,949,620	—3.2	136,423,217	8.3
Tennessee	254,780,966	239,069,497	6.6	35,548,708	[illegible]	11,302,066	5.0	18,235,351	—3.1	188,603,861	8.1
Texas	575,419,595	555,961,117	3.5	15,391,288	[illegible]	19,194,071	6.0	45,109,123	—2.7	496,731,116	4.1
Utah-Idaho	2,892,900	2,720,615	6.3	19,000	[illegible]	1,800	....	375,500	27.7	2,496,600	3.5
Virginia	196,409,201	189,073,478	4.9	22,689,065	[illegible]	10,663,390	5.3	17,335,322	—4.3	137,722,434	5.4

* Churches now affiliated with the Northern Plains Convention were formerly in the Colorado Convention.

AVERAGE VALUE OF CHURCH PROPERTY

(by location, for 31,438 churches which reported property value)



Open country	$$	$34,409
Village	$$$	$39,384
Town	$$$$$$	$97,464
City	$$$$$$$$$$$$$$$$$$$$$	$251,813



MEMBERS TO/FROM NON-BAPTIST CHURCHES—1968

	Members gained	Members lost	Net Loss Number	Net Loss Rate*
OPEN COUNTRY	4,312	4,427	—115	—5
VILLAGE	1,714	2,066	—352	—43
TOWN	2,726	3,257	—531	—44
CITY	21,328	26,163	—4,835	—70

* RATE PER 100,000 MEMBERS

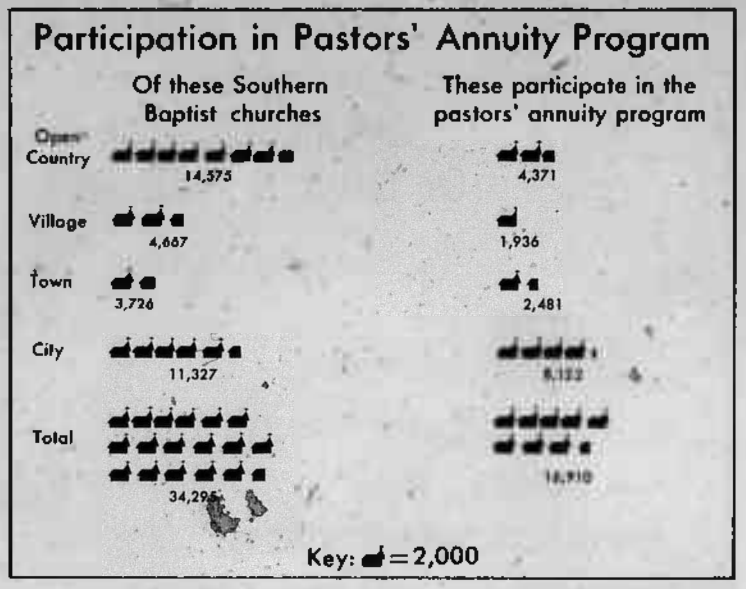

NUMBER OF CHURCHES REPORTING PARTICIPATION IN PROTECTION PLAN ON BEHALF OF PASTOR, BY SIZE OF MEMBERSHIP—1968

SBC and State Convention	Size of Membership											
	1-149	150-199	200-249	250-299	300-399	400-499	500-749	750-999	1000-1499	1500-1999	2000-up	Total
SBC	2,988	1,608	1,632	1,468	2,290	1,889	2,241	1,167	1,082	408	280	*16,853
Alabama	216	100	108	93	138	94	138	80	71	29	21	1,087
Alaska	5	3	1	3	2		3				1	17
Arizona	22	14	4	10	12	9	23	6	4	2		107
Arkansas	116	49	49	25	58	42	49	27	42	10	11	532
California	87	42	31	42	67	41	32	26	12	5	1	406
Colorado	24	11	4	8	8	8	9	2	4	1	1	78
District of Columbia												
Florida	98	63	73	63	98	98	147	59	79	38	27	842
Georgia	181	118	109	120	174	123	184	98	86	53	33	1,360
Hawaii	10	3	2		3	3	1	2	1			23
Illinois	154	65	53	25	35	29	16	18	20	4		456
Indiana	10	9	11	15	9	8	9	3	1	2	1	98
Kansas	22	12	10	18	31	6	7	7	2	3	2	111
Kentucky	134	86	89	94	134	93	108	67	62	25	16	913
Louisiana	79	62	64	42	91	68	81	36	53	9	24	607
Maryland	50	33	24	18	32	20	25	9	16		1	220
Michigan	19	8	9	6	6	7	6	3	2			66
Mississippi	147	77	108	78	102	69	100	46	37	10	14	792
Missouri	280	108	108	60	117	51	107	59	51	10	7	974
New Mexico	23	9	8	6	16	17	21	7	11	4	6	134
North Carolina	224	181	218	192	210	172	238	108	60	19	10	1,734
Northern Plains	23	7		2	6	3	3					53
Ohio	85	23	26	23	30	11	16	3	4		1	230
Oklahoma	97	55	47	38	61	64	113	61	53	18	38	634
Oregon-Washington	62	13	16	10	11	10	4	4				110
South Carolina	181	126	108	110	105	124	164	71	57	11	13	1,157
Tennessee	138	78	87	104	147	106	157	68	79	31	31	1,011
Texas	338	134	184	147	230	197	310	237	212	108	110	2,160
Utah-Idaho	7	4	3	4	3	1	1					23
Virginia	185	108	100	94	148	88	133	68	57	27	11	1,011

*Grand total is less than total shown elsewhere due to figures for a few missions being eliminated from this analysis.

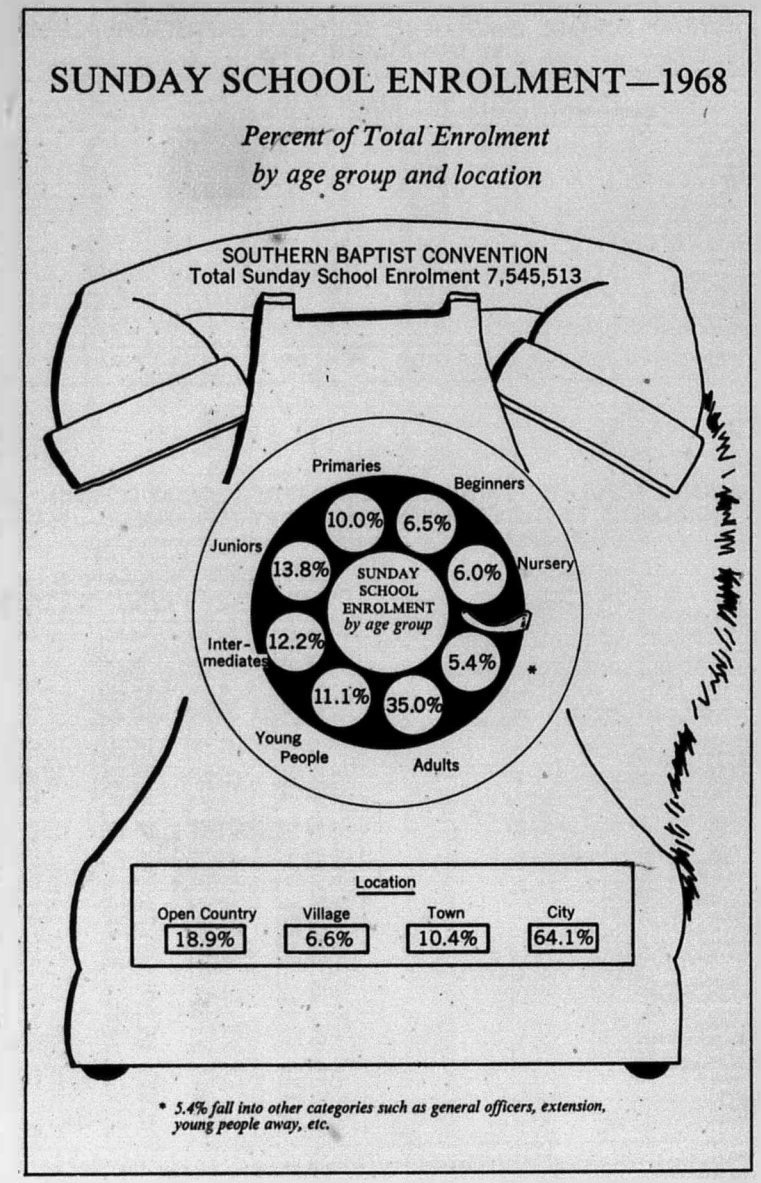

SUNDAY SCHOOL ENROLMENT, SOUTHERN BAPTIST CHURCHES, BY DEPARTMENT—1968

Departments	1968 Enrolment	Percent of Total	1967 Enrolment	Percent of Total	Numerical Change	Percent Change
Cradle Roll	44,803	0.6	56,211	0.7	—11,408	—12.6
Nursery	454,303	6.1	464,853	6.1	—10,550	—2.3
Beginner	491,584	6.5	501,863	6.6	—10,279	—2.0
Primary	758,590	10.0	760,283	10.0	—5,173	—0.7
Junior	1,087,438	13.7	1,089,480	14.4	—22,044	—2.1
Intermediate	917,511	12.1	910,497	12.0	7,014	0.8
Young People, Single	531,124	7.0	530,953	7.0	171	0.1
Young People, Married	306,788	4.1	290,523	3.8	16,265	5.6
Young People Away	93,886	1.2	94,354	1.2	—468	—0.5
Adults, 25-34	770,698	10.2	772,774	10.2	—2,076	—0.3
Adults, 35-64	1,412,849	18.7	1,440,956	19.0	—27,107	—1.9
Adults, 65 and up	483,372	6.0	481,709	6.7	21,564	5.0
Extension	134,278	1.6	139,430	1.8	—5,152	—3.5
Fellowship Bible Class	14,110	0.2	.....	.....	14,110	.....
General Officers	128,387	1.7	123,733	1.7	2,654	2.0
Total SBC	7,545,512	100.0	7,579,203	100.0	—33,690	—0.4

TOTAL POPULATION AND SOUTHERN BAPTIST SUNDAY SCHOOL ENROLMENT, BY STATE CONVENTION AND BY DEPARTMENT—1968

SBC and State Conventions	Estimated Total Population 1968	Total SBC SS Enrolment* 1968	Cradle Roll and Nursery Population	Cradle Roll and Nursery Enrolment
SBC	196,444,000	7,545,512	9,638,368	499,106
Alabama	3,548,000	638,786	358,176	35,217
Alaska	274,000	6,466	19,726	626
Arizona	1,663,000	47,435	119,736	3,311
Arkansas	1,984,000	212,014	143,992	13,268
California	19,200,000	176,563	1,289,600	11,707
Colorado	2,043,000	35,633	147,096	2,031
District of Columbia	809,000	34,787	58,248	2,123
Florida	6,181,000	425,520	442,872	30,183
Georgia	4,548,000	634,618	328,896	41,613
Hawaii	780,000	9,460	50,160	682
Illinois	10,991,000	130,133	791,383	10,167
Indiana	5,051,000	44,434	364,392	3,201
Kansas	2,293,000	40,646	165,096	3,213
Kentucky	3,220,000	193,906	231,840	22,716
Louisiana	3,736,000	289,370	268,272	19,706
Maryland	3,754,000	76,198	270,288	6,522
Michigan	8,739,000	27,736	628,908	1,929
Mississippi	2,344,000	330,808	168,768	20,674
Missouri	4,825,000	345,484	338,000	24,100
New Mexico	1,000,000	58,237	72,432	3,498
North Carolina	5,132,000	748,956	369,784	48,089
Northern Plains	2,291,000	9,528	164,952	715
Ohio	10,868,000	79,263	782,336	6,125
Oklahoma	2,530,000	326,478	181,440	30,234
Oregon-Washington	5,284,000	33,186	380,448	2,866
South Carolina	2,664,000	423,951	191,808	28,351
Tennessee	3,975,000	549,342	286,200	32,783
Texas	10,977,000	1,137,000	790,344	73,587
Utah-Idaho	1,737,000	[illegible]	125,064	516
Virginia	4,595,000	[illegible]	330,840	28,307

* Age groups do not add to total due to omitting enrolment of Extension Department, Fellowship Bible Classes, and general officers.

TOTAL POPULATION AND SOUTHERN BAPTIST SUNDAY SCHOOL ENROLMENT, BY STATE CONVENTION AND BY DEPARTMENT—1968 (continued)

SBC and State Conventions	Beginner Population	Beginner Enrolment	Primary Population	Primary Enrolment	Junior Population	Junior Enrolment
SBC	5,847,728	491,584	5,581,346	758,590	11,191,143	1,087,438
Alabama	144,456	35,042	233,448	59,166	281,400	70,435
Alaska	11,134	556	17,207	1,186	23,441	1,392
Arizona	67,617	3,739	104,427	6,530	136,199	8,583
Arkansas	80,631	13,484	134,731	19,214	163,653	20,068
California	783,880	14,033	1,313,040	34,631	1,680,670	32,735
Colorado	83,048	2,154	138,301	3,281	167,231	4,197
Dist. of Columbia	32,842	2,107	50,366	3,545	66,387	4,357
Florida	249,738	38,598	394,323	49,103	503,767	68,361
Georgia	185,460	41,743	356,671	58,123	374,119	58,495
Hawaii	31,848	756	48,984	1,496	63,282	2,017
Illinois	446,234	9,791	690,328	15,686	900,168	21,143
Indiana	205,470	3,401	317,531	5,439	414,406	7,723
Kansas	93,095	2,135	144,001	4,216	187,794	6,391
Kentucky	130,732	28,468	202,218	37,877	263,718	53,712
Louisiana	151,275	18,556	233,993	30,701	306,186	41,454
Maryland	153,412	6,411	235,784	10,672	307,453	13,551
Michigan	354,862	2,343	548,509	3,413	715,734	5,020
Mississippi	93,146	20,126	147,203	30,531	191,974	43,966
Missouri	187,776	23,543	290,464	35,776	378,787	50,087
New Mexico	40,843	2,745	63,177	6,379	82,391	3,423
North Carolina	307,853	49,716	331,041	56,716	416,493	69,023
Northern Plains	93,014	897	145,876	1,407	187,653	1,860
Ohio	429,872	5,453	664,927	10,706	867,187	14,341
Oklahoma	102,313	19,060	158,286	31,426	206,388	44,101
Oregon-Washington	214,580	3,017	331,826	4,619	433,760	6,723
South Carolina	106,158	26,081	167,206	38,325	218,182	52,745
Tennessee	161,256	38,122	249,636	47,636	326,552	66,295
Texas	441,666	68,018	680,358	109,704	892,017	148,214
Utah-Idaho	70,822	620	109,053	894	142,941	1,138
Virginia	185,857	36,067	288,860	40,269	376,230	[illegible]

SBC and State Conventions	Intermediate Population	Intermediate Enrolment	Young People Population	Young People Enrolment	Adult Population	Adult Enrolment
SBC	10,494,258	917,911	17,068,686	831,806	73,023,548	2,687,617
Alabama	273,354	68,263	467,877	69,321	1,901,398	101,758
Alaska	21,043	796	34,031	423	146,424	1,425
Arizona	127,719	6,771	218,654	8,307	638,708	11,651
Arkansas	153,638	25,531	261,156	36,171	1,081,311	31,238
California	1,433,340	34,591	2,537,956	39,241	10,313,930	43,464
Colorado	156,903	3,656	268,634	3,256	1,091,786	6,681
Dist. of Columbia	62,131	3,531	106,326	3,456	433,330	6,133
Florida	473,207	88,709	806,836	47,589	3,287,008	131,230
Georgia	350,923	75,049	608,602	77,773	3,441,140	233,463
Hawaii	59,003	1,620	102,678	1,171	416,823	1,812
Illinois	844,108	17,278	1,445,216	16,533	8,873,801	44,421
Indiana	388,486	6,011	645,531	5,054	3,704,598	12,275
Kansas	175,103	4,154	301,420	4,591	1,228,380	12,036
Kentucky	247,204	45,080	422,426	48,052	1,730,768	142,678
Louisiana	286,156	37,470	489,106	38,734	1,961,178	97,379
Maryland	286,307	10,106	493,561	7,806	2,000,128	10,223
Michigan	671,151	2,643	1,146,176	3,437	4,670,122	7,321
Mississippi	180,011	38,[illegible]	308,236	38,332	1,253,534	116,045
Missouri	358,202	43,070	608,128	40,581	2,471,600	114,577
New Mexico	77,261	7,840	132,286	8,442	537,607	16,387
North Carolina	393,377	81,532	673,843	109,021	2,737,197	223,531
Northern Plains	175,040	1,205	301,246	78[illegible]	1,224,511	2,346
Ohio	813,150	10,[illegible]	1,369,533	7,633	5,668,235	21,621
Oklahoma	192,537	41,78[illegible]	331,08[illegible]	38,43[illegible]	1,346,682	117,216
Oregon-Washington	405,211	4,864	694,846	3,668	2,823,770	8,035
South Carolina	204,561	48,879	350,311	58,38[illegible]	1,423,643	157,783
Tennessee	305,[illegible]	63,[illegible]	523,71[illegible]	71,58[illegible]	2,124,346	201,843
Texas	842,032	137,03[illegible]	1,443,47[illegible]	144,08[illegible]	5,380,101	418,136
Utah-Idaho	132,40[illegible]	67[illegible]	238,41[illegible]	74[illegible]	838,35[illegible]	1,813
Virginia	353,[illegible]	47,68[illegible]	[illegible]	48,64[illegible]	[illegible]	144,000

SUNDAY SCHOOL ENROLMENT, SOUTHERN BAPTIST CHURCHES, BY LOCATION—1968-1967

SBC and State Conventions	Total Sunday School Enrolment			Open Country		Village		Town		City	
	1968	1967	% Change	1968	% Change	1968	% Change	1968	% Change	1968	% Change
SBC	7,545,513	7,579,203	—0.4	1,423,779	—0.9	494,050	—0.3	786,831	—3.8	[illegible]	0.2
Alabama	538,736	[illegible]	0.4	135,[illegible]	[illegible]	35,[illegible]	—[illegible]	[illegible]	2.9	[illegible]	—0.4
Alaska	6,466	[illegible]	6.3	[illegible]	78.7	[illegible]	—4.1	518	—34.[illegible]	[illegible]	7.9
Arizona	47,436	47,083	0.8	777	—30.7	1,[illegible]	21.6	3,665	—11.[illegible]	[illegible]	3.0
Arkansas	212,914	212,[illegible]	0.2	[illegible]	[illegible]	[illegible]	1.8	51,484	—1.7	125,[illegible]	1.0
California	176,588	179,418	—1.6	1,818	—37.[illegible]	1,742	16.1	5,552	—0.0	164,[illegible]	—0.9
Colorado*	26,632	32,979	—34.[illegible]	236	[illegible]	735	—6.7	1,365	—11.[illegible]	[illegible]	—29.1
District of Columbia	24,787	26,[illegible]	—[illegible]							24,787	—[illegible]
Florida	428,539	[illegible]	—1.[illegible]	28,[illegible]	—[illegible]	[illegible]	[illegible]	23,917	—[illegible]	[illegible]	[illegible]
Georgia	634,[illegible]	636,453	—0.[illegible]	163,[illegible]	1.3	34,[illegible]	—1.2	56,737	—0.9	[illegible]	—[illegible].7
Hawaii	9,460	10,[illegible]	—7.[illegible]	.....	—100.0	173	71.3	248	14.5	9,064	—7.[illegible]
Illinois	139,128	137,[illegible]	1.[illegible]	15,125	—[illegible]	12,716	1.7	16,97[illegible]	—3.8	92,[illegible]	3.9
Indiana	44,624	44,[illegible]	0.1	1,700	—2.[illegible]	1,751	7.0	3,747	—4.2	37,[illegible]	0.4
Kansas	40,848	40,[illegible]	0.8	652	0.7	618	—14.7	3,565	—15.[illegible]	36,[illegible]	3.5
Kentucky	397,908	397,[illegible]	—1.1	105,007	0.5	43,173	—[illegible]	42,[illegible]	—1.[illegible]	[illegible]	—0.[illegible]
Louisiana	289,270	289,[illegible]	—0.1	57,453	1.[illegible]	31,263	1.0	27,569	—2.5	182,[illegible]	—0.[illegible]
Maryland	76,108	72,[illegible]	5.[illegible]	5,[illegible]	6.[illegible]	3,[illegible]	6.2	4,75[illegible]	24.3	60,[illegible]	3.5
Michigan	27,[illegible]	27,[illegible]	0.[illegible]	1,[illegible]	10.[illegible]	[illegible]	24.6	1,464	—17.2	24,[illegible]	0.8
Mississippi	320,303	321,[illegible]	—0.[illegible]	94,[illegible]	—0.7	28,[illegible]	—[illegible]	39,[illegible]	0.3	[illegible]	—0.4
Missouri	348,554	347,[illegible]	—0.7	46,[illegible]	—2.[illegible]	36,[illegible]	[illegible]	57,[illegible]	—2.8	310,[illegible]	—0.1
New Mexico	65,237	57,[illegible]	—3.[illegible]	1,[illegible]	[illegible]	2,[illegible]	—3.5	4,[illegible]	—14.1	45,[illegible]	—3.5
North Carolina	748,966	756,[illegible]	—0.8	277,164	—1.[illegible]	62,564	0.3	85,354	—[illegible]	323,[illegible]	0.2
Northern Plains*	9,329	.....	.....	30	.....	60	.....	668	.....	8,791	.....
Ohio	79,262	77,[illegible]	2.[illegible]	2,437	—[illegible]	1,[illegible]	—18.6	6,320	—17.2	68,[illegible]	[illegible]
Oklahoma	320,173	323,166	—0.[illegible]	39,[illegible]	[illegible]	34,12[illegible]	—2.2	40,706	—0.[illegible]	223,[illegible]	—1.[illegible]
Oregon-Washington	33,166	32,343	2.[illegible]	278	11.[illegible]	720	—4.3	3,260	—4.1	28,922	2.8
South Carolina	437,961	436,110	—0.7	131,671	—1.[illegible]	34,053	—1.4	52,[illegible]	—10.7	225,180	2.4
Tennessee	846,343	847,571	—1.[illegible]	141,737	—1.[illegible]	33,[illegible]	—1.4	40,[illegible]	—4.9	334,634	—[illegible]
Texas	1,1[illegible],980	1,143,867	—0.[illegible]	63,570	—[illegible]	57,735	4.0	115,[illegible]	—3.3	901,202	—[illegible]
Utah-Idaho	6,848	6,109	5.[illegible]	85	[illegible]	49	—5.5	[illegible]	—1.4	6,083	6.6
Virginia	402,733	405,[illegible]	—0.3	90,419	1.1	37,4[illegible]	—0.4	37,[illegible]	—8.[illegible]	250,[illegible]	0.6

* Churches now affiliated with the Northern Plains Convention were formerly in the Colorado Convention.

VBS—1968

ENROLMENT
3,227,705

VACATION BIBLE SCHOOLS AND ENROLMENT

SCHOOLS
28,829



PROFESSIONS
54,833

PUPILS NOT IN SUNDAY SCHOOL 179,796

PROFESSIONS OF FAITH AND PUPILS NOT IN SUNDAY SCHOOL

PERCENT OF CHURCHES REPORTING TRAINING UNION ONGOING ENROLMENT, 1968*



*Ongoing Training Union figures pertain to the regular week-by-week training usually accomplished in age-graded unions and departments. See page 37 for figures on grand total Training Union ongoing and cumulative enrolment.

VACATION BIBLE SCHOOL REPORT—1968

SBC and State Conventions	No. of Schools by Type: Total Schools	Total Enrolment	Church Schools	% of Churches with Schools	Mission Schools	Negro Schools	Professions of Faith: Total	Avg. for 5-Day Schools	Avg. for 6-Day Schools	Mission Offering: Total	Cooperative Program	% of Total	Cost of Schools	Average Days	Pupils in No. Sem. Sch.	Parents in No. Sem. Sch.
SBC	32,374	3,177,706	29,500	77.3	1,535	877	54,353	1.8	1.6	$703,419	$507,857	72.2	$3,868,49[illegible]	7.4	179,776	261,600
Ala.	1,120	241,396	2,390	76.9	61	123	4,095	2.4	2.4	50,176	37,527	75.4	341,872	6.4	12,543	21,458
Alaska	34	2,513	27	71.1	8		65	0.7	0.8	1,066	1,066	77.6	4,650	7.1	467	449
Ariz.	254	25,666	234	74.0	40		583	2.1	2.3	6,346	4,811	75.8	18,083	6.3	2,053	2,386
Ark.	718	82,973	691	74.6	20	3	1,246	1.4	2.6	17,900	11,900	66.5	87,258	6.7	1,187	5,386
Calif.	704	85,077	645	78.3	104	23	2,130	3.0	3.7	18,796	17,113	91.0	65,540	8.1	441	11,433
Colo.	115	11,720	98	68.4	17		812	1.4	4.7	1,944	1,[illegible]	55.8	8,[illegible]	7.8	1,003	1,121
D.C.	41	7,[illegible]	33	63.4	8		153	1.0	5.2	2,451	1,[illegible]	71.4	5,[illegible]	8.6	256	1,346
Fla.	1,113	91,[illegible]	1,097	74.1	24	16	2,803	2.7	4.6	26,277	21,[illegible]	82.8	146,[illegible]	7.4	4,231	10,[illegible]
Ga.	1,229	93,670	1,177	73.6	32	20	4,701	1.8	4.7	36,760	43,[illegible]	76.9	243,[illegible]	6.3	4,057	10,[illegible]
Hawaii	33	3,[illegible]	27	75.9	6		66	0.6	3.8	743	743	77.7	4,[illegible]	8.9	224	631
Ill.	521	54,704	523	71.6	27		811	0.8	2.0	19,700	17,[illegible]	89.8	93,[illegible]	6.5	7,[illegible]	9,000
Ind.	320	25,[illegible]	320	74.1	45	1	879	1.7	2.7	1,[illegible]	1,[illegible]	34.0	17,[illegible]	7.6	549	2,[illegible]
Ia.	158	10,[illegible]	158	84.4	14		520	1.7	2.8	3,[illegible]	3,[illegible]	34.7	14,[illegible]	8.1	344	1,[illegible]
Kan.	409	19,[illegible]	409	69.1	69	3	2,061	1.4	4.0	22,[illegible]	20,157	91.0	33,[illegible]	6.4	1,[illegible]	9,[illegible]
Ky.	1,091	43,[illegible]	1,[illegible]	72.9	22	100	1,930	1.9	4.0	26,46[illegible]	19,704	67.0	81,[illegible]	6.1	1,[illegible]	7,[illegible]
La.	8,319	292,641	2,675	78.0	47		8,[illegible]	2.8	4.1	8,[illegible]	8,[illegible]	60.4	36,[illegible]	7.6	8,[illegible]	8,[illegible]
Md.	107	9,[illegible]	84	83.0	41		1,[illegible]	2.6	2.7	2,[illegible]	2,[illegible]	53.1	13,[illegible]	7.8	2,[illegible]	2,[illegible]
Mich.	638	49,[illegible]	537	83.2	100		3,[illegible]	1.8	4.8	15,[illegible]	15,[illegible]	98.8	50,[illegible]	7.3	3,[illegible]	10,[illegible]
Miss.	1,[illegible]	326,[illegible]	1,[illegible]	71.6	34	9	2,[illegible]	2.0	3.0	40,[illegible]	4,[illegible]	10.1	149,[illegible]	7.3	2,[illegible]	4,[illegible]
Mo.	1,[illegible]	82,[illegible]	1,[illegible]	81.1	41	1	410	1.0	2.0	22,[illegible]	9,[illegible]	42.6	13,[illegible]	6.4	1,[illegible]	4,[illegible]
N. C.	2,675	292,641	2,675	91.9	92	51	5,337	2.2	4.4	51,337	51,337	62.9	309,[illegible]	6.0	20,405	30,405
Northern Plains	84	8,[illegible]	84	83.0	41		1,[illegible]	1.6	2.0	1,[illegible]	1,[illegible]	67.1	5,[illegible]	7.3	1,[illegible]	1,[illegible]
Ohio	537	49,[illegible]	537	83.2	110	1	3,[illegible]	1.8	3.1	15,[illegible]	15,[illegible]	70.4	64,[illegible]	7.6	10,[illegible]	10,[illegible]
Okla.	1,[illegible]	126,[illegible]	1,[illegible]	71.6	34	9	1,761	1.0	2.0	22,[illegible]	18,[illegible]	81.6	149,[illegible]	7.6	2,[illegible]	4,[illegible]
Oregon-Wash.	306	26,440	207	63.1	41	4	816	1.4	2.0	4,[illegible]	4,[illegible]	87.6	13,[illegible]	7.3	2,[illegible]	4,[illegible]
S. C.	1,435	171,201	1,[illegible]	80.8	42	33	3,[illegible]	1.3	5.4	34,413	34,474	62.0	167,[illegible]	8.0	11,[illegible]	11,[illegible]
Tenn.	1,[illegible]	111,[illegible]	1,[illegible]	74.4	66	39	2,[illegible]	1.6	2.4	43,[illegible]	25,[illegible]	72.2	201,[illegible]	8.0	12,[illegible]	12,[illegible]
Texas	4,[illegible]	444,154	3,[illegible]	78.6	254	47	8,[illegible]	3.1	7.6	76,160	46,[illegible]	60.4	301,[illegible]	6.6	31,[illegible]	21,[illegible]
Utah-Idaho	64	4,[illegible]	61	85.0	13		113	1.7	2.4	67	78,[illegible]	91.6	2,017	7.4	424	483
Va.	1,277	167,201	1,277	88.9	10	10	3,[illegible]	2.7	5.3	46,[illegible]	19,[illegible]	73.7	143,[illegible]	7.4	9,181	15,445
Wis.	110	11,[illegible]	110		11		79	1.1	4.3	867	715	82.5	8,671	3.7	281	417

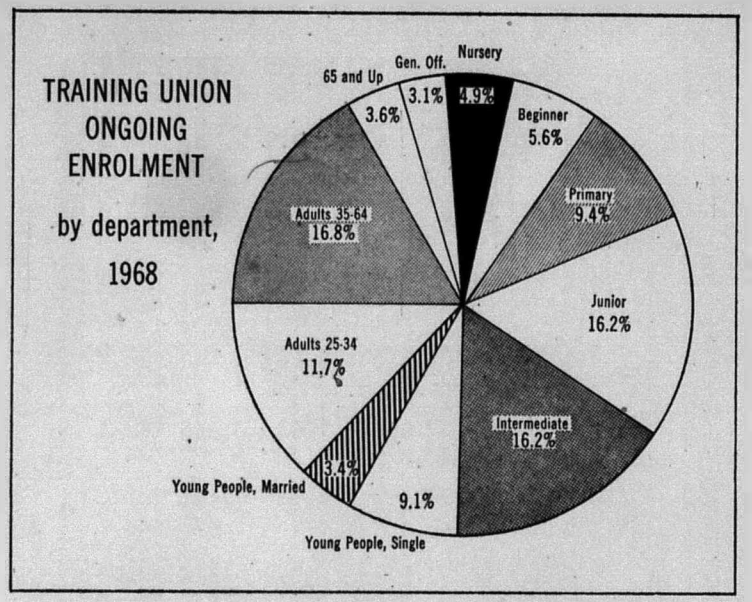

TYPE OF TRAINING UNION ENROLMENT, SOUTHERN BAPTIST CHURCHES—1968

SBC and State Conventions	Ongoing Training Union	Cumulative New Church Member Orientation	Cumulative Church Leader Training	Cumulative Member Training Projects	Grand Total[1] Ongoing and Cumulative Enrolment
SBC	2,458,497	93,808	72,633	103,158	2,728,097
Alabama	234,822	6,888	4,437	5,966	251,773
Alaska	2,885	160	87	110	3,241
Arizona	17,877	580	453	699	19,609
Arkansas	81,938	2,710	2,166	3,170	90,971
California	67,900	5,552	2,026	5,568	80,006
Colorado	11,910	336	858	618	13,832
District of Columbia	4,016				4,016
Florida	147,250	10,198	4,774	9,077	171,839
Georgia	201,126	5,778	6,360	7,701	220,965
Hawaii	2,207	130	66	15	2,518
Illinois	41,608	2,304	1,711	2,421	47,941
Indiana	13,688	566	736	773	15,763
Kansas	17,127	1,077	698	634	19,543
Kentucky	94,018	3,685	2,734	5,169	105,605
Louisiana	134,230	3,677	3,687	3,546	144,140
Maryland	19,428	2,210	1,832	1,278	24,449
Michigan	9,677	386	280	185	10,528
Mississippi	128,148	3,802	3,294	3,300	146,743
Missouri	101,056	4,791	3,077	5,202	114,316
New Mexico	21,608	275	441	1,226	23,647
North Carolina	154,314	6,966	4,287	6,543	172,110
Northern Plains	2,679	279	143	258	4,459
Ohio	20,016	1,032	974	1,023	23,628
Oklahoma	114,992	3,076	4,354	5,311	127,733
Oregon-Washington	15,968	723	488	608	18,781
South Carolina	133,908	4,891	4,308	5,815	147,920
Tennessee	173,125	4,144	3,619	4,636	190,501
Texas	330,891	11,088	13,507	15,066	420,701
Utah-Idaho	2,716	31	57	210	3,067
Virginia	63,578	5,604	3,316	5,092	77,578

ONGOING[1] TRAINING UNION ENROLMENT, BY SIZE OF CHURCH—1968

SBC and State Conventions	Size of Membership: 1-99	100-149	150-199	200-249	250-299	300-399	400-499	500-749	750-999	1000-1499	1500-1999	2000-2999	3000 or More	Total
SBC	99,44[illegible]	[illegible]	178,600	173,570	162,[illegible]	278,243	[illegible]	365,1[illegible]	332,363	275,682	141,[illegible]	[illegible]	[illegible]	[illegible]454,476
Alabama	[illegible]	[illegible]	73,060	19,321	16,[illegible]	28,433	17,[illegible]	30,[illegible]	20,916	23,931	12,[illegible]	3,436	8,062	234,523
Alaska	266	436	185	136	351	316	[illegible]	[illegible]	193			406		2,[illegible]
Arizona	1,363	1,106	1,269	1,197	1,159	1,600	[illegible]	4,[illegible]	1,776	1,200	1,[illegible]	401		17,377
Arkansas	6,463	[illegible]	7,801	8,433	[illegible]	9,587	[illegible]	12,[illegible]	[illegible]	10,[illegible]	[illegible]	[illegible]	1,470	91,920
California	4,372	4,305	6,670	5,257	[illegible]	10,488	[illegible]	10,[illegible]	[illegible]	3,706	[illegible]	300		67,960
Colorado	871	[illegible]	838	804	[illegible]	1,367	1,194	1,688	752	1,[illegible]	228	446		11,01[illegible]
Dist. of Columbia		[illegible]	124		[illegible]	580	[illegible]	857	710	[illegible]	378		80	4,01[illegible]
Florida	4,[illegible]	[illegible]	8,464	8,700	8,[illegible]	13,443	13,694	24,652	11,180	31,[illegible]	13,744	[illegible]	[illegible]	147,350
Georgia	5,960	[illegible]	14,180	14,468	14,[illegible]	23,616	18,061	20,[illegible]	20,909	21,[illegible]	11,264	[illegible]	4,100	201,029
Hawaii	67	[illegible]	172	114		348	789	7[illegible]	34[illegible]	[illegible]				2,307
Illinois	[illegible]	3,742	[illegible]	4,204	3,446	5,741	[illegible]	[illegible]	3,731	4,046	1,264			45,[illegible]
Indiana	[illegible]	1,925	[illegible]	1,652	1,690	1,764	[illegible]	[illegible]	505	310	637	356		18,[illegible]
Kansas	[illegible]	1,207	[illegible]	1,517	1,469	2,667	[illegible]	[illegible]	1,579	849	1,077	483	[illegible]	17,137
Kentucky	[illegible]	4,[illegible]	[illegible]	7,[illegible]	6,310	13,199	[illegible]	12,193	[illegible]	10,169	5,807	3,[illegible]	[illegible]	94,016
Louisiana	4,[illegible]	7,773	[illegible]	[illegible]	7,154	16,130	11,712	15,199	11,477	1[illegible]	5,008	7,614	7,[illegible]	124,230
Maryland	784	[illegible]	1,570	1,923	1,[illegible]	2,676	[illegible]	2,[illegible]	1,0[illegible]	1,153		616		19,249
Michigan	1,001	1,312	861	630	[illegible]	1,[illegible]	1,018	1,[illegible]	[illegible]	451				9,677
Mississippi	[illegible]	[illegible]	[illegible]	[illegible]	9,922	15,[illegible]	[illegible]	19,40[illegible]	11,444	10,[illegible]	[illegible]	[illegible]	[illegible]	[illegible]
Missouri	[illegible]	6,445	7,4[illegible]	7,300	5,317	10,91[illegible]	[illegible]	15,606	13,130	[illegible]	[illegible]	1,657	[illegible]	[illegible]
New Mexico	[illegible]	[illegible]	1,[illegible]	737	964	2,377	[illegible]	[illegible]	1,934	[illegible]	[illegible]	3,0[illegible]	703	21,[illegible]
North Carolina	[illegible]	7,[illegible]	11,627	[illegible]	[illegible]	23,345	16,762	26,[illegible]	14,[illegible]	12,915	5,[illegible]	[illegible]	[illegible]	164,0[illegible]
Northern Plains	607	786	[illegible]		316	[illegible]	365	[illegible]						3,679
Ohio	[illegible]	3,651	[illegible]	3,116	[illegible]	[illegible]	[illegible]	3,457	613	702		[illegible]		25,[illegible]
Oklahoma	[illegible]	6,316	7,[illegible]	5,4[illegible]	4,[illegible]	[illegible]	[illegible]	16,[illegible]	[illegible]	14,[illegible]	[illegible]	7,778	[illegible]	114,[illegible]
Oregon-Washington	[illegible]	1,761	1,311	1,[illegible]	1,[illegible]	[illegible]	[illegible]	[illegible]	1,199					13,845
South Carolina	[illegible]	[illegible]	[illegible]144	[illegible]	[illegible]	21,244	14,781	[illegible]	14,167	12,748	[illegible]	[illegible]	1,[illegible]	[illegible]
Tennessee	[illegible]	10,401	[illegible]	[illegible]	13,[illegible]	21,[illegible]	15,[illegible]	[illegible]	15,1[illegible]	[illegible]	12,[illegible]	[illegible]	4,[illegible]	[illegible]
Texas	11,[illegible]	12,718	17,006	[illegible]	16,70[illegible]	30,[illegible]	[illegible]	49,[illegible]	45,357	[illegible]	37,434	[illegible]	33,72[illegible]	[illegible]
Utah-Idaho	[illegible]	271	452	245	427	253	169	132						2,719
Virginia	[illegible]	3,633	[illegible]	[illegible]	4,[illegible]	7,230	6,343	10,776	[illegible]	[illegible]	[illegible]	[illegible]	61[illegible]	[illegible]

[1]Ongoing Training Union figures pertain to the regular week-by-week training usually accomplished in age-graded unions and departments. See page 37 for figures on grand total Training Union ongoing and cumulative enrolment.
[2]Grand total is less than total shown elsewhere due to figures for a few missions being eliminated from this analysis.

TRAINING UNION ENROLMENT BY DEPARTMENT—1968

	1968 Enrolment	Percent of Total	1967 Enrolment	Percent of Total	Numerical Change	Percent Change
Nursery	119,82[illegible]	[illegible]	123,957	[illegible]	—[illegible]	—[illegible]
Beginner	137,[illegible]	[illegible]	141,730	5.6	—[illegible]	—2.7
Primary	[illegible]	[illegible]	286,087	[illegible]	—[illegible]	—[illegible]
Junior	397,[illegible]	14.5	416,293	14.2	—19,403	—[illegible]
Intermediate	390,872	14.6	406,632	15.9	—[illegible]	—[illegible]
Young People, Single	[illegible]	[illegible]	231,648	[illegible]	—[illegible]	—[illegible]
Young People, Married	88,370	[illegible]	[illegible]	3.1	[illegible]	[illegible]
Adults, 25-34	[illegible]	10.6	[illegible]	11.4	—[illegible]	—[illegible]
Adults, 35-64	412,633	15.1	432,334	16.9	—19,762	—[illegible]
Adults, 65 and up	87,767	3.2	[illegible]	[illegible]	[illegible]	5.6
General Officers	74,916	[illegible]	73,177	[illegible]	1,739	[illegible]
New Member Orientation	93,880	3.4	[illegible]	1.0	65,647	271.6
Leader Training	72,633	2.7	20,977	0.8	51,656	246.3
Member Training Projects	103,158	3.8			103,158	
Total SBC	*2,725,097	*99.9	2,560,384	100.0	164,713	[illegible]

* Department figures do not add to total due to District of Columbia not reporting.

MUSIC MINISTRY ENROLMENT, SOUTHERN BAPTIST CHURCHES, BY LOCATION—1968

SBC and State Conventions	Churches Reporting Music Ministry Enrolment: Number	As % of Active Churches	Music Ministry Enrolment: Total	Open Country	Village	Town	City
SBC	17,700	62.[illegible]	1,038,290	149,076	52,846	106,668	729,701
Alabama	1,198	41.1	83,408	11,347	3,018	8,444	60,199
Alaska	36	67.[illegible]	947	74	45	31	697
Arizona	129	56.[illegible]	5,503	10	44	163	5,286
Arkansas	484	41.1	35,880	2,824	1,412	3,846	21,308
California	582	62.4	18,707	145	46	539	17,976
Colorado	76	64.4	3,700		78	131	3,401
District of Columbia	67	91.9	3,330				3,330
Florida	967	60.3	66,300	6,816	3,006	8,421	48,425
Georgia	1,306	46.1	93,278	15,279	8,309	6,113	64,477
Hawaii	22	75.[illegible]	932			14	918
Illinois	232	39.0	13,013	759	729	1,779	9,746
Indiana	108	48.2	4,012	128	157	229	3,497
Kansas	114	58.6	4,496	47	38	156	4,304
Kentucky	776	56.1	42,794	6,137	1,606	5,667	28,881
Louisiana	709	54.4	44,662	6,347	3,020	4,272	30,923
Maryland	233	79.0	8,268	669	450	701	6,349
Michigan	88	84.8	3,013	74	37	118	2,784
Mississippi	1,181	60.4	60,310	14,820	5,032	7,166	33,499
Missouri	930	51.8	42,534	5,943	2,654	6,418	28,589
New Mexico	136	55.5	7,836	144	317	885	6,490
North Carolina	2,062	60.7	106,790	24,357	8,408	13,045	60,983
Northern Plains	22	44.0	926			22	904
Ohio	209	51.9	7,941	276	180	496	7,089
Oklahoma	805	44.0	40,737	1,849	1,428	5,073	32,601
Oregon-Washington	122	59.5	4,190	27	30	284	3,828
South Carolina	1,163	73.7	64,460	17,287	3,606	7,804	35,623
Tennessee	1,060	40.6	73,458	11,236	3,603	6,422	52,197
Texas	2,035	53.2	158,643	4,804	6,649	14,079	133,410
Utah-Idaho	29	80.0	664			44	620
Virginia	946	56.7	40,888	9,917	3,171	4,731	33,064

MUSIC MINISTRY ENROLMENT, SOUTHERN BAPTIST CHURCHES, BY AGE GROUP—1968

Age Group	1968 Enrolment	*Percent of Total	1967 Enrolment	Percent of Total	Numerical Change	Percent Change
Beginner	60,663	5.8	59,490	5.8	1,073	1.8
Primary	112,026	10.8	111,479	10.9	547	0.5
Junior	182,756	17.6	186,904	18.4	—4,148	—2.2
Intermediate	154,280	14.8	145,352	14.3	8,928	6.1
Young People	114,377	11.0	108,974	10.2	16,403	10.0
Adult	226,863	21.8	221,388	21.6	4,098	1.8
Vocal Ensembles	35,416	3.3	51,4[illegible]	5.0	—5,280	—10.3
Band/Orchestra	3,938	0.3				
Instrument Ens.	4,440	0.4				
Handbell Ringers	5,973	0.5				
General Officers	38,423	3.7	38,107	3.9	—484	—1.7
Total SBC	*1,038,29[illegible]	*99.[illegible]	1,019,130	100.0	19,160	1.9

*Department figures do not add to total due to nonreporting by District of Columbia.

MUSIC MINISTRY



WMU ENROLMENT, SOUTHERN BAPTIST CHURCHES, BY LOCATION—1968-1967

SBC and State Conventions	Total WMU Enrolment			Open Country			Village			Town			City			Other Places			Cross Marks Value
	1968	1967	% Change	1968	1967	% Change	1968	1967	% Change	1968	1967	% Change	1968	1967	% Change	1968	1967	% Change	
SBC	1,407,873	1,444,[illegible]	[illegible]	221,[illegible]	[illegible]	[illegible]	94,[illegible]	[illegible]	[illegible]	164,[illegible]	[illegible]	[illegible]	989,996	[illegible]	[illegible]	8,[illegible]	[illegible]	[illegible]	251
Alabama	104,400	106,[illegible]	[illegible]	[illegible]	[illegible]	[illegible]	[illegible]	[illegible]	[illegible]	[illegible]	[illegible]	[illegible]	[illegible]	[illegible]	[illegible]	[illegible]	[illegible]	[illegible]	40
Alaska	1,138	1,[illegible]	[illegible]	[illegible]	[illegible]	[illegible]	[illegible]	[illegible]	[illegible]	[illegible]	[illegible]	[illegible]	[illegible]	[illegible]	[illegible]	[illegible]	[illegible]	[illegible]	
Arizona	7,793	7,[illegible]	[illegible]	[illegible]	[illegible]	[illegible]	[illegible]	[illegible]	[illegible]	[illegible]	[illegible]	[illegible]	[illegible]	[illegible]	[illegible]	[illegible]	[illegible]	[illegible]	
Arkansas	34,963	34,[illegible]	[illegible]	[illegible]	[illegible]	[illegible]	[illegible]	[illegible]	[illegible]	[illegible]	[illegible]	[illegible]	[illegible]	[illegible]	[illegible]	[illegible]	[illegible]	[illegible]	
California	25,219	27,[illegible]	[illegible]	[illegible]	[illegible]	[illegible]	[illegible]	[illegible]	[illegible]	[illegible]	[illegible]	[illegible]	[illegible]	[illegible]	[illegible]	[illegible]	[illegible]	[illegible]	
Colorado*	1,307	8,[illegible]	[illegible]	43	[illegible]	[illegible]	[illegible]	[illegible]	[illegible]	[illegible]	[illegible]	[illegible]	[illegible]	[illegible]	[illegible]	[illegible]	[illegible]	[illegible]	
District of Columbia	1,440	1,[illegible]	[illegible]	[illegible]	[illegible]	[illegible]	[illegible]	[illegible]	[illegible]	[illegible]	[illegible]	[illegible]	[illegible]	[illegible]	[illegible]	[illegible]	[illegible]	[illegible]	
Florida	74,[illegible]	73,[illegible]	[illegible]	[illegible]	[illegible]	[illegible]	[illegible]	[illegible]	[illegible]	7,[illegible]	[illegible]	[illegible]	[illegible]	[illegible]	[illegible]	[illegible]	[illegible]	[illegible]	
Georgia	83,[illegible]	82,[illegible]	[illegible]	[illegible]	[illegible]	[illegible]	[illegible]	[illegible]	[illegible]	[illegible]	[illegible]	[illegible]	[illegible]	[illegible]	[illegible]	[illegible]	[illegible]	[illegible]	60
Hawaii	1,195	1,[illegible]	[illegible]	[illegible]	[illegible]	[illegible]	[illegible]	[illegible]	[illegible]	[illegible]	[illegible]	[illegible]	[illegible]	[illegible]	[illegible]	[illegible]	[illegible]	[illegible]	
Illinois	25,[illegible]	25,[illegible]	[illegible]	[illegible]	[illegible]	[illegible]	[illegible]	[illegible]	[illegible]	[illegible]	[illegible]	[illegible]	[illegible]	[illegible]	[illegible]	[illegible]	[illegible]	[illegible]	
Indiana	6,[illegible]	6,[illegible]	[illegible]	[illegible]	[illegible]	[illegible]	[illegible]	[illegible]	[illegible]	[illegible]	[illegible]	[illegible]	[illegible]	[illegible]	[illegible]	[illegible]	[illegible]	[illegible]	
Kansas	7,724	7,[illegible]	[illegible]	[illegible]	[illegible]	[illegible]	[illegible]	[illegible]	[illegible]	[illegible]	[illegible]	[illegible]	[illegible]	[illegible]	[illegible]	[illegible]	[illegible]	[illegible]	
Kentucky	54,446	56,[illegible]	[illegible]	[illegible]	[illegible]	[illegible]	[illegible]	[illegible]	[illegible]	[illegible]	[illegible]	[illegible]	[illegible]	[illegible]	[illegible]	[illegible]	[illegible]	[illegible]	
Louisiana	49,[illegible]	50,[illegible]	[illegible]	[illegible]	[illegible]	[illegible]	[illegible]	[illegible]	[illegible]	[illegible]	[illegible]	[illegible]	[illegible]	[illegible]	[illegible]	[illegible]	[illegible]	[illegible]	
Maryland	14,[illegible]	14,[illegible]	[illegible]	[illegible]	[illegible]	[illegible]	[illegible]	[illegible]	[illegible]	[illegible]	[illegible]	[illegible]	[illegible]	[illegible]	[illegible]	[illegible]	[illegible]	[illegible]	
Michigan	7,[illegible]	7,[illegible]	[illegible]	[illegible]	[illegible]	[illegible]	[illegible]	[illegible]	[illegible]	[illegible]	[illegible]	[illegible]	[illegible]	[illegible]	[illegible]	[illegible]	[illegible]	[illegible]	
Mississippi	61,[illegible]	61,[illegible]	[illegible]	[illegible]	[illegible]	[illegible]	[illegible]	[illegible]	[illegible]	[illegible]	[illegible]	[illegible]	[illegible]	[illegible]	[illegible]	[illegible]	[illegible]	[illegible]	
Missouri	78,[illegible]	78,[illegible]	[illegible]	[illegible]	[illegible]	[illegible]	[illegible]	[illegible]	[illegible]	[illegible]	[illegible]	[illegible]	[illegible]	[illegible]	[illegible]	[illegible]	[illegible]	[illegible]	
New Mexico	6,780	10,[illegible]	[illegible]	[illegible]	[illegible]	[illegible]	[illegible]	[illegible]	[illegible]	[illegible]	[illegible]	[illegible]	[illegible]	[illegible]	[illegible]	[illegible]	[illegible]	[illegible]	
North Carolina	109,479	104,[illegible]	[illegible]	[illegible]	[illegible]	[illegible]	[illegible]	[illegible]	[illegible]	[illegible]	[illegible]	[illegible]	[illegible]	[illegible]	[illegible]	[illegible]	[illegible]	[illegible]	
Northern Plains*	311	[illegible]	[illegible]	[illegible]	[illegible]	[illegible]	[illegible]	[illegible]	[illegible]	[illegible]	[illegible]	[illegible]	[illegible]	[illegible]	[illegible]	[illegible]	[illegible]	[illegible]	
Ohio	12,[illegible]	11,[illegible]	[illegible]	[illegible]	[illegible]	[illegible]	[illegible]	[illegible]	[illegible]	[illegible]	[illegible]	[illegible]	[illegible]	[illegible]	[illegible]	[illegible]	[illegible]	[illegible]	
Oklahoma	69,040	52,[illegible]	[illegible]	[illegible]	[illegible]	[illegible]	[illegible]	[illegible]	[illegible]	[illegible]	[illegible]	[illegible]	[illegible]	[illegible]	[illegible]	[illegible]	[illegible]	[illegible]	
Oregon-Washington	4,004	4,[illegible]	[illegible]	[illegible]	[illegible]	[illegible]	[illegible]	[illegible]	[illegible]	[illegible]	[illegible]	[illegible]	[illegible]	[illegible]	[illegible]	[illegible]	[illegible]	[illegible]	
South Carolina	112,273	114,172	[illegible]	[illegible]	[illegible]	[illegible]	[illegible]	[illegible]	[illegible]	[illegible]	[illegible]	[illegible]	[illegible]	[illegible]	[illegible]	[illegible]	[illegible]	[illegible]	54
Tennessee	88,749	91,066	[illegible]	[illegible]	[illegible]	[illegible]	[illegible]	[illegible]	[illegible]	[illegible]	[illegible]	[illegible]	[illegible]	[illegible]	[illegible]	[illegible]	[illegible]	[illegible]	
Texas	79,861	80,853	[illegible]	[illegible]	[illegible]	[illegible]	[illegible]	[illegible]	[illegible]	[illegible]	[illegible]	[illegible]	[illegible]	[illegible]	[illegible]	[illegible]	[illegible]	[illegible]	33
Utah-Idaho	1,250	1,000	[illegible]	[illegible]	[illegible]	[illegible]	[illegible]	[illegible]	[illegible]	[illegible]	[illegible]	[illegible]	[illegible]	[illegible]	[illegible]	[illegible]	[illegible]	[illegible]	
Virginia	100,595	102,128	[illegible]	[illegible]	[illegible]	[illegible]	[illegible]	[illegible]	[illegible]	[illegible]	[illegible]	[illegible]	[illegible]	[illegible]	[illegible]	[illegible]	[illegible]	[illegible]	

* Reported by Women's Missionary Union, Birmingham, Alabama.
* Churches now affiliated with the Northern Plains Convention were formerly in the Colorado Convention.

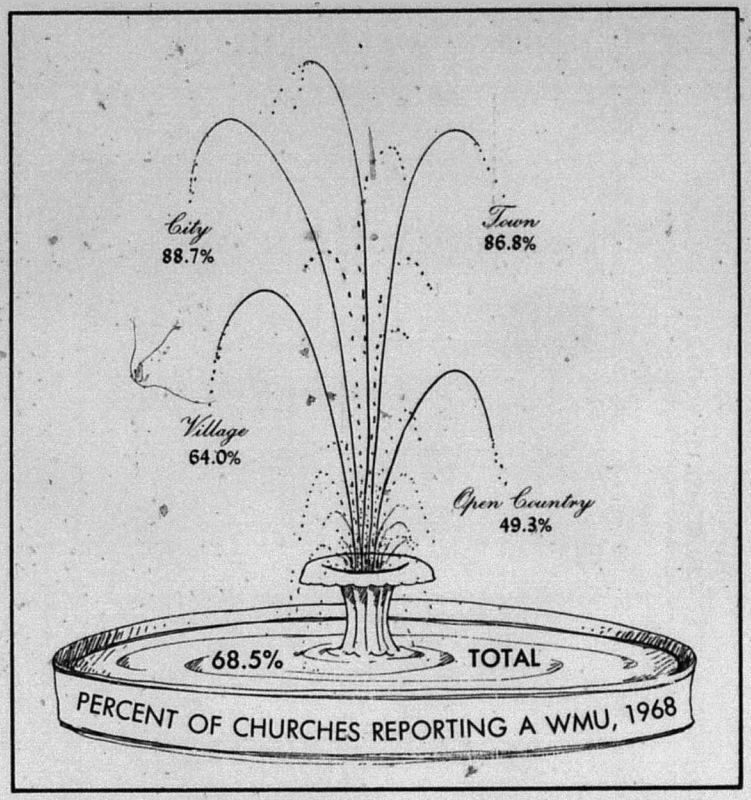

WOMAN'S MISSIONARY UNION ENROLMENT, SOUTHERN BAPTIST CHURCHES, BY DEPARTMENT—1968

	1968 Enrolment	Percent of Total	1967 Enrolment	Percent of Total	Numerical Change	Percent Change
Nursery Sunbeam	25,019	1.7	22,791	1.5	2,228	9.8
Beginner Sunbeam	104,787	7.5	104,497	7.3	290	0.3
Primary Sunbeam	152,732	10.8	151,402	10.4	1,330	0.9
Ungraded Sunbeam	57,900	4.1	60,252	4.2	—2,352	—3.9
Junior GA	192,788	13.7	191,321	13.3	1,467	0.8
Intermediate GA	97,874	7.0	97,678	6.7	196	0.2
Ungraded GA	31,974	2.3	37,127	2.6	—5,153	—13.9
High School YWA	29,328	2.0	25,412	1.8	3,916	15.4
College YWA	1,965	0.2	.....	.....	1,965	.....
Campus YWA	3,996	0.3	5,003	0.3	—1,007	—20.1
Grace McBride	281	0.1	585	0.1	—304	—60.0
Career YWA	1,901	0.1	3,746	0.3	—1,845	—49.3
Ungraded YWA	29,851	2.1	36,667	2.5	—6,816	—18.6
WMS	651,780	46.3	688,023	47.6	—36,243	—5.3
Mission Enrolment	20,957	1.5	19,960	1.4	997	5.0
Total	*1,407,673	*99.7	1,444,464	100.0	—36,791	—2.6

*Department figures do not add to total due to nonreporting by District of Columbia.

WOMAN'S MISSIONARY UNION ENROLMENT, SOUTHERN BAPTIST CHURCHES, BY SIZE OF CHURCH—1968

SBC and State Conventions	Size of Membership: 1–49	50–99	100–149	150–199	200–249	250–299	300–399	400–499	500–749	750–999	1000–1499	1500–1999	2000–2999	3000 or [illegible]	Total
SBC	30,458	61,941	53,115	39,200	28,867	160,301	137,423	254,679	183,393	176,753	87,451	66,719	47,774	11,422,584
Alabama	3,541	8,411	7,944	7,000	6,773	11,130	8,890	18,487	13,343	13,995	7,194	2,888	3,981	104,086
Alaska	271	138	49	8	23	113	53	189	65	189	134	134	.....	1,011
Arizona	530	640	467	451	543	677	880	1,659	657	470	471	193	.....	7,756
Arkansas	948	1,866	1,787	1,889	1,800	2,424	2,667	5,657	4,026	6,784	3,851	2,172	786	34,813
California	1,333	1,715	3,761	1,671	3,457	2,790	2,710	4,370	3,457	1,350	754	144	.....	23,138
Colorado	303	388	548	309	840	444	503	746	305	577	.....	263	.....	4,307
Dist. of Columbia	33	32	49	14	280	416	348	853	1,007	552	448	.....	254	4,256
Florida	1,107	2,013	2,041	2,880	3,340	6,740	8,990	13,530	6,552	11,856	7,786	6,457	2,015	71,863
Georgia	2,354	5,677	7,368	7,541	6,135	14,011	12,464	21,003	18,063	14,670	7,760	8,056	3,765	132,268
Illinois	134	150	97	68	.....	96	451	61	184	81	.....	.....	.....	1,164
Indiana	1,581	1,844	2,888	3,275	1,953	3,863	1,996	1,097	1,478	3,176	780	.....	.....	23,303
Kansas	.....	478	612	743	754	748	648	1,000	176	131	130	134	.....	6,685
Kentucky	374	890	751	743	740	1,086	857	801	830	341	300	264	278	7,734
Louisiana	730	1,679	2,038	4,197	4,743	8,071	8,948	8,628	7,368	9,038	4,173	3,354	550	64,143
Maryland	173	172	1,403	1,453	1,358	1,977	1,685	1,431	901	958	1,463	3,257	3,074	46,793
Michigan	173	217	449	525	370	731	467	675	313	576	.....	.....	.....	1,194
Mississippi	1,079	2,891	3,565	4,548	3,866	6,814	6,020	10,077	6,120	6,001	4,704	2,353	.....	52,148
Missouri	3,431	4,087	4,893	4,704	3,088	7,739	4,479	11,346	8,347	9,353	3,867	1,240	1,948	70,863
New Mexico	344	461	753	314	328	1,104	957	1,868	901	1,723	643	519	141	9,067
North Carolina	3,016	6,126	10,853	13,187	13,557	24,108	16,533	26,656	17,388	14,680	6,471	3,100	633	160,261
Northern Plains	204	377	317	.....	70	418	326	1,134	.....	.....	.....	.....	.....	1,014
Ohio	1,333	1,675	1,398	1,526	2,038	1,398	1,398	1,034	173	513	1,034	263	.....	15,898
Oklahoma	1,318	1,497	3,153	1,007	1,584	3,783	3,586	8,841	4,486	6,783	2,366	4,728	4,656	48,944
Oregon-Washington	748	735	485	730	400	700	720	401	477	.....	.....	.....	.....	6,497
South Carolina	1,926	4,648	6,250	6,793	7,012	10,795	15,143	20,880	13,357	13,226	3,438	4,066	1,526	111,023
Tennessee	1,448	2,864	4,156	4,117	6,046	9,426	7,620	13,270	6,060	13,731	6,706	4,828	2,770	86,749
Texas	3,015	4,180	6,783	6,372	7,023	13,759	12,601	24,179	22,977	26,336	19,849	14,319	17,408	174,360
Utah-Idaho	233	140	134	210	196	130	94	97	.....	.....	.....	.....	.....	1,233
Virginia	2,074	4,679	6,715	7,124	7,177	13,800	9,358	16,143	11,368	13,756	6,708	3,268	718	100,380

[1] Graded total is less than total shown elsewhere due to figures for a few missions being eliminated from this analysis.

BROTHERHOOD ENROLMENT, SOUTHERN BAPTIST CHURCHES, BY LOCATION—1968-1967

SBC and State Conventions	Total Brotherhood			Churches Reporting RA	RA Enrolment, 1968					Churches Reporting Baptist Men	Baptist Men Enrolment, 1968				
	1968	1967	% Change		Total	Open Country	Village	Town	City		Total	Open Country	Village	Town	City
SBC	448,738	457,770	—2.0	11,000	167,600	25,506	12,463	21,801	117,334	11,120	201,122	41,015	13,560	27,415	178,230
Alabama	28,042	28,069	—0	230	15,143	3,124	1,057	1,847	9,055	912	23,809	3,906	1,041	3,717	15,225
Alaska	254	332	—23	11	171	13	19	65	68	7	83	.....	20	.....	63
Arizona	2,869	2,987	—4	61	1,313	16	41	121	1,135	79	1,546	.....	34	41	1,470
Arkansas	9,077	9,261	—1	233	3,341	372	213	373	2,383	241	6,730	501	356	323	4,556
California	8,544	8,198	—4	240	3,466	65	.....	77	3,324	283	5,194	83	19	122	4,932
Colorado[1]	1,068	1,241	—14	47	765	11	28	48	618	37	963	.....	9	33	923
Dist. of Columbia	734	753	—3	17	227	.....	.....	.....	227	22	507	.....	.....	.....	507
Florida	36,371	36,676	—2	545	19,458	1,014	346	1,113	7,985	831	15,896	1,540	488	1,436	12,332
Georgia	49,764	51,328	—3	1,019	19,231	4,656	943	2,091	10,701	1,250	31,443	6,798	1,422	3,337	19,845
Hawaii	440	440	0	10	300	.....	.....	11	295	15	263	.....	.....	5	258
Illinois	7,309	6,941	5	212	2,563	246	217	203	2,317	248	4,316	307	326	280	3,404
Indiana	3,060	12,212	—75	68	343	15	5	60	763	67	1,221	37	80	89	1,015
Kansas	2,364	2,777	—14	71	1,037	6	19	63	949	70	1,327	14	3	62	1,251
Kentucky	17,304	17,460	—1	452	8,156	1,880	523	1,396	4,177	415	9,048	1,740	722	1,268	5,318
Louisiana	15,464	15,694	—1	404	7,357	1,315	667	648	4,697	338	8,307	1,374	537	636	5,761
Maryland	4,630	4,174	10	130	2,063	126	94	240	1,633	121	2,647	177	73	220	2,077
Michigan	1,643	1,781	—7	60	863	30	.....	80	744	45	779	14	.....	74	691
Mississippi	18,888	18,658	3	499	7,535	1,986	733	1,120	3,737	531	10,097	2,422	801	1,438	6,204
Missouri	19,862	20,476	—3	667	6,416	1,130	1,033	1,361	4,016	689	11,476	1,368	1,096	1,697	7,318
New Mexico	4,135	4,108	0	100	1,723	77	123	131	1,397	107	2,307	64	61	164	2,068
North Carolina	45,968	45,894	0	1,151	19,017	6,743	1,799	9,694	1,232	1,154	30,066	7,725	2,200	3,171	18,940
Northern Plains[1]	563	.....	.....	21	246	.....	.....	7	254	19	297	.....	.....	.....	293
Ohio	4,368	4,104	6	137	1,013	97	104	167	1,604	133	2,452	160	84	111	2,154
Oklahoma	18,008	17,139	5	381	6,650	437	236	1,369	4,648	348	8,236	654	387	1,094	7,299
Oregon-Wash.	1,400	1,141	23	51	630	.....	.....	60	570	54	770	8	.....	114	648
South Carolina	27,685	27,470	1	940	17,304	5,913	1,154	2,625	7,109	878	19,730	6,108	1,129	2,281	10,111
Tennessee	37,344	38,888	—4	732	11,180	2,514	655	284	7,154	736	16,666	3,175	781	1,230	10,880
Texas	63,823	66,434	—4	1,477	30,695	1,416	1,201	3,397	20,673	1,342	36,536	1,668	1,336	3,534	30,408
Utah-Idaho	376	357	9	16	216	.....	.....	16	193	13	160	.....	.....	9	151
Virginia	28,886	22,161	—5	548	9,153	3,447	[illegible]	679	5,171	437	11,737	3,347	480	1,237	7,503

[1] Northern Plains Convention, organized in 1968, was formerly part of Colorado Convention.

BROTHERHOOD ENROLMENT, SOUTHERN BAPTIST CHURCHES, BY AGE GROUP—1968

Age Group	1968 Enrolment	Percent of Total
Crusaders	91,665	20.4
Pioneers	69,056	15.5
Junior Young Men	26,028	5.8
Senior Young Men	9,965	2.2
Baptist Men	250,070	55.9
Total SBC	448,738	*99.8

*Does not add to total due to District of Columbia not reporting.

BROTHERHOOD ENROLMENT, SOUTHERN BAPTIST CHURCHES, BY SIZE OF CHURCH—1968

SBC and State Conventions	Size of Membership													
	1-99	100-149	150-199	200-249	250-299	300-399	400-499	500-749	750-999	1000-1499	1500-1999	2000-2999	3000 or More	Total
SBC	8,842	17,085	24,656	28,442	30,139	55,068	43,101	73,982	49,402	54,475	27,490	19,431	16,421	*448,523
Alabama	519	1,838	2,497	2,448	2,424	4,853	3,334	5,915	4,176	5,134	2,326	914	1,277	33,642
Alaska	50	18	8	14	36	29	33	26	28	.....	.....	.....	.....	240
Arizona	116	191	160	257	220	217	193	589	300	232	201	157	.....	2,822
Arkansas	206	301	595	540	401	915	801	1,421	1,218	1,816	362	380	162	9,077
California	438	384	717	872	921	1,560	1,009	1,346	839	319	278	70	.....	8,544
Colorado	56	94	43	75	132	218	131	312	80	455	.....	19	.....	1,665
Dist. of Columbia	12	18	.....	.....	20	67	134	201	216	77	7	.....	.....	734
Florida	449	731	1,298	1,383	1,800	2,376	2,401	4,068	2,744	3,810	2,082	1,498	769	26,271
Georgia	733	1,967	2,468	3,312	3,791	6,344	5,091	7,857	5,735	5,823	3,023	2,308	1,627	49,778
Hawaii	20	69	31	8	64	213	8	108	47	.....	.....	.....	.....	568
Illinois	451	479	383	635	499	1,032	637	776	528	[illegible]	618	.....	.....	7,209
Indiana	94	278	234	160	186	259	214	428	110	[illegible]	37	40	.....	2,069
Kansas	125	112	173	216	218	350	268	108	470	118	.....	.....	115	2,364
Kentucky	238	574	636	1,160	1,447	2,486	1,548	2,879	2,348	1,901	944	746	348	17,204
Louisiana	242	466	349	949	890	1,637	1,305	2,010	1,236	2,483	800	1,069	1,797	15,464
[illegible]	138	260	343	622	330	600	619	900	330	487	.....	23	.....	4,630
[illegible]	104	245	96	128	98	245	183	349	102	193	.....	.....	.....	1,542
[illegible]	273	778	996	1,744	1,184	2,195	1,016	3,021	1,832	1,562	1,125	539	601	16,585
[illegible]	446	1,040	1,452	1,604	1,212	2,297	1,720	3,287	2,106	2,832	613	276	410	19,802
New Mexico	180	185	341	122	307	534	490	980	432	479	249	224	.....	4,103
North Carolina	608	1,580	2,700	3,612	4,149	7,536	5,357	9,416	5,165	3,206	1,350	948	82	45,046
Northern Plains	131	60	51	.....	30	231	50	.....	.....	.....	.....	.....	.....	542
Ohio	319	435	433	568	284	952	611	387	26	216	.....	.....	.....	4,265
Oklahoma	316	499	780	555	808	1,158	1,270	2,430	1,272	2,197	928	1,325	2,790	16,006
Oregon-Washington	111	262	110	233	164	138	155	119	153	.....	.....	.....	.....	1,282
South Carolina	453	1,643	2,296	2,324	2,829	6,248	4,163	7,126	4,332	3,447	1,601	1,227	345	37,035
[illegible]	335	799	1,267	1,652	2,060	3,317	2,813	4,452	3,492	3,828	[illegible]	1,899	881	27,344
[illegible]	1,112	1,471	2,120	2,432	3,815	4,405	4,104	8,846	9,054	9,543	6,946	5,723	6,129	68,799
Utah-Idaho	78	51	46	55	86	42	40	.....	.....	.....	.....	.....	.....	370
Virginia	90	702	979	1,269	1,461	2,729	2,238	3,344	2,732	3,612	1,600	881	31	20,831

*Grand total is less than total shown elsewhere due to figures for a few missions being eliminated from this analysis.

HOME MISSIONS

Each home missionary (including 897 summer workers), on the average, represents 3,453 Southern Baptists. There were 20 professions of faith, 166 Sunbeams positions and/or tracts distributed, and 50 sermons and addresses delivered in the field per home missionary last year (including 897 summer missionaries).



Southern Baptists gave 46c per member, on the average, to home missions through the Cooperative Program, 41c through the Annie Armstrong Offering, and 5c through other sources for a total of 92c per member last year. On the average, it took 56 SBC members to produce $.01 for each of the 3,282 missionaries (including 897 summer workers).

FOREIGN MISSIONS

Each foreign missionary, on the average, represents 4,779 Southern Baptists. There were 258 church members in the field and 21 persons were baptized per foreign missionary last year.

Southern Baptists gave $1.15 per member, on the average, to foreign missions through the Cooperative Program, $1.29 through the Lottie Moon Offering, and $.18 through other sources for a total of $2.62 per member last year. On the average, it took 9 SBC members to produce $.01 for each of the 2,371 foreign missionaries.

MISSION EXPENDITURES, SOUTHERN BAPTIST CHURCHES, BY LOCATION—1968-1967

SBC and State Conventions	Total Mission Expenditures				Open Country			Village			Town			City		
	1968	1967	% Change	Per Capita	1968	% Change	Per Capita	1968	% Change	Per Capita	1968	% Change	Per Capita	1968	% Change	Per Capita
SBC	$126,023,731	$120,454,869	6.3	$11.30	$13,629,096	9.7	$6.63	$6,001,597	9.4	$7.87	$13,042,421	4.6	$10.69	$96,350,616	6.9	$13.32
Alabama	8,326,884	7,649,632	8.9	10.18	953,675	9.2	4.04	364,894	6.5	6.22	796,102	13.1	9.73	6,181,282	8.4	14.26
Alaska	119,227	109,788	8.6	13.49	11,707	73.1	14.58	5,412	31.4	10.76	5,635	—14.0	11.38	96,473	4.5	12.48
Arizona	613,958	602,951	1.8	9.35	4,151	—32.2	4.63	17,078	25.6	7.66	30,879	—7.2	7.88	561,883	2.2	9.84
Arkansas	3,889,837	3,596,044	8.2	11.38	274,027	12.2	4.66	213,703	11.7	5.88	833,304	9.6	9.75	2,568,893	7.7	15.05
California	2,031,730	1,944,130	4.5	8.66	15,720	—15.1	6.03	18,149	11.6	6.96	77,190	4.1	5.89	1,923,677	4.7	8.76
Colorado*	332,731	421,471	—21.1	9.61	3,919	7.5	19.99	7,353	—10.8	8.85	18,265	8.6	8.78	303,194	—22.6	9.52
Dist. of Col.	No Report	623,481	...	...	...	...	...	...	...	...	...	...	...	...	...	...
Florida	6,424,296	5,924,443	8.4	10.31	347,992	13.5	5.34	136,984	28.2	5.84	409,035	—5.1	7.86	5,530,275	9.0	11.47
Georgia	11,123,061	10,388,834	7.1	11.04	1,209,119	13.1	4.06	340,865	13.6	5.64	874,725	6.7	10.06	8,698,849	6.1	15.42
Hawaii	117,467	111,437	5.4	18.17	...	—100.0	...	3,569	376.1	32.45	2,015	—43.9	9.32	111,883	5.1	13.02
Illinois	1,943,106	1,786,442	8.7	10.57	169,108	—7.6	7.06	140,644	6.8	7.33	222,177	5.4	8.59	1,390,180	12.2	12.41
Indiana	404,387	376,671	7.5	8.12	9,204	—29.1	5.15	9,021	7.7	4.19	24,645	34.2	6.02	362,017	7.1	8.65
Kansas	509,403	448,548	11.6	9.80	7,614	21.4	3.89	6,682	4.5	7.36	42,290	—6.1	6.66	448,621	14.0	9.78
Kentucky	6,098,352	5,714,172	6.6	9.29	1,016,001	9.6	4.91	540,147	12.4	6.91	643,369	—6.3	8.19	3,887,939	7.4	12.73
Louisiana	5,676,048	5,690,918	—0.2	12.19	598,850	14.9	6.78	316,894	13.6	8.38	489,674	2.7	10.44	4,272,630	—3.2	16.38
Maryland	1,268,185	1,178,106	6.8	12.89	80,282	7.8	8.93	40,623	—[illegible]	10.96	93,896	7.4	13.04	1,063,432	7.1	14.57
Michigan	391,724	340,080	15.2	12.02	*6,870	87.[illegible]	7.13	3,441	4.[illegible]	8.45	20,063	5.6	13.06	361,410	15.6	12.18
Mississippi	6,038,745	5,615,341	7.5	11.47	1,016,041	9.5	5.68	378,317	30.[illegible]	7.66	926,297	9.5	15.10	3,718,088	6.2	15.93
Missouri	6,286,283	6,049,144	3.5	12.62	568,032	8.[illegible]	7.03	464,859	[illegible]	7.64	922,416	4.2	11.29	4,331,066	3.8	16.56
New Mexico	1,015,850	978,349	3.8	11.01	47,084	120.2	18.33	59,089	[illegible]	10.71	72,682	—3.3	10.23	836,846	1.0	10.86
N. Carolina	11,506,326	10,841,794	6.1	11.43	2,418,646	7.3	6.13	704,730	5.3	8.24	1,806,185	6.2	12.86	6,574,798	6.6	16.62
Nor. Plains*	124,890	...	...	11.04	...	...	...	1,184	...	17.94	6,801	...	9.13	116,906	...	11.19
Ohio	938,617	830,892	13.0	11.88	28,959	27.2	10.63	17,340	—11.3	7.75	58,876	13.2	8.61	833,642	12.9	13.01
Oklahoma	5,500,377	5,171,181	6.4	10.37	285,882	4.1	5.97	796,628	7.1	6.74	622,459	4.1	9.68	4,096,407	6.9	11.36
Ore.-Wash.	431,773	397,868	8.5	11.80	1,968	13.0	4.51	6,682	11.1	7.51	29,084	6.3	7.45	394,047	8.6	12.20
S. Carolina	7,797,444	7,258,906	7.4	13.87	1,535,224	8.5	8.71	353,822	14.4	10.15	1,077,604	0.1	15.36	4,830,794	8.9	16.46
Tennessee	8,898,680	8,262,250	7.7	10.26	1,168,275	10.[illegible]	4.34	344,693	8.1	5.64	631,044	5.5	9.81	6,754,548	7.8	4.23
Texas	33,407,169	31,083,686	7.[illegible]	12.71	853,906	9.[illegible]	7.06	891,300	8.3	9.43	3,072,723	6.8	10.80	19,889,330	8.0	13.80
Utah-Idaho	73,979	68,848	7.[illegible]	8.75	917	—32.[illegible]	13.56	660	77.[illegible]	16.00	7,467	6.0	9.06	65,046	8.2	8.45
Virginia	6,762,412	6,399,897	5.7	12.90	966,806	12.4	7.87	331,337	5.1	8.74	634,399	—3.4	12.59	4,360,068	5.7	15.63

*Churches now affiliated with the Northern Plains Convention were formerly in the Colorado Convention.

TOTAL TITHES, OFFERINGS, AND SPECIAL GIFTS, SOUTHERN BAPTIST CHURCHES, BY LOCATION—1968-1967

SBC and State Conventions	Total Tithes, Offerings, and Special Gifts				Open Country			Village			Town			City		
	1968	1967	% Change	Per Capita	1968	% Change	Per Capita	1968	% Change	Per Capita	1968	% Change	Per Capita	1968	% Change	Per Capita
SBC	$761,877,083	$711,772,368	7.1	$67.22	$104,484,674	7.5	$49.15	$41,089,996	8.6	$50.45	$76,075,748	5.[illegible]	$62.66	$541,226,764	7.0	$78.48
Alabama	52,742,166	48,941,153	7.[illegible]	64.50	8,643,588	4.1	28.50	2,087,931	10.6	50.96	6,244,870	12.[illegible]	64.02	35,867,000	7.[illegible]	83.00
Alaska	883,161	640,689	30.[illegible]	93.[illegible]	66,961	74.[illegible]	107.07	49,794	173.1	98.97	46,300	—[illegible]	93.66	711,626	60.5	91.79
Arizona	4,255,810	4,163,396	3.[illegible]	64.[illegible]	43,902	—27.[illegible]	47.93	130,787	19.[illegible]	84.19	248,477	—11.[illegible]	63.64	3,645,[illegible]	3.[illegible]	66.41
Arkansas	21,791,986	20,[illegible]	6.[illegible]	63.[illegible]	2,331,907	7.[illegible]	39.65	1,755,606	12.4	46.68	3,018,371	10.[illegible]	65.14	14,686,109	4.[illegible]	77.04
California	17,183,688	15,566,789	10.4	73.37	131,[illegible]	—18.[illegible]	50.39	113,406	20.1	64.66	729,337	6.[illegible]	55.60	16,203,843	11.[illegible]	73.70
Colorado*	2,626,777	3,259,219	—19.4	75.11	17,474	—15.[illegible]	89.15	63,862	—0.4	75.65	163,894	—9.[illegible]	78.49	2,383,847	—20.[illegible]	74.79
Dist. of Col.	No Report	14,984,244	...	...	...	...	...	...	...	...	...	...	...	...	...	...
Florida	45,785,808	42,507,016	7.[illegible]	72.46	2,143,582	7.[illegible]	48.21	1,183,381	16.[illegible]	49.16	3,073,059	—2.[illegible]	59.04	39,387,611	8.[illegible]	79.80
Georgia	65,013,048	60,649,159	7.[illegible]	64.68	11,068,796	11.[illegible]	37.34	2,647,641	7.[illegible]	42.63	6,664,013	6.[illegible]	68.14	45,646,593	6.[illegible]	80.98
Hawaii	766,314	744,630	3.4	84.66	...	—100.0	...	16,453	364.6	149.86	16,646	63.[illegible]	76.60	733,216	—0.[illegible]	84.08
Illinois	12,332,224	11,406,461	8.[illegible]	67.12	1,193,048	—3.[illegible]	44.61	937,196	5.2	48.35	1,819,494	4.[illegible]	56.77	8,694,482	10.[illegible]	77.64
Indiana	3,736,223	3,249,784	14.[illegible]	74.71	112,374	—6.[illegible]	65.91	138,1[illegible]	[illegible]	61.66	312,356	40.[illegible]	76.3[illegible]	3,167,301	11.[illegible]	75.60
Kansas	3,629,309	3,649,087	—[illegible]	69.84	46,362	48.[illegible]	55.01	42,081	—13.[illegible]	46.33	319,814	—4.[illegible]	68.3[illegible]	3,220,266	0.[illegible]	70.73
Kentucky	35,850,638	33,741,080	6.[illegible]	83.8[illegible]	7,035,994	3.[illegible]	34.06	3,219,964	7.[illegible]	43.47	3,800,693	4.[illegible]	58.[illegible]	21,373,976	6.[illegible]	69.63
Louisiana	33,177,478	31,838,631	4.[illegible]	71.17	4,917,478	5.[illegible]	47.48	2,349,543	13.[illegible]	39.80	3,839,881	9.4	63.66	23,070,877	3.[illegible]	83.06
Maryland	8,330,961	7,296,719	14.[illegible]	90.89	512,910	31.5	78.03	368,158	13.3	73.30	614,304	15.1	85.33	6,844,679	13.[illegible]	98.80
Michigan	3,933,907	3,499,184	12.[illegible]	87.01	66,631	16.[illegible]	71.09	35,183	37.[illegible]	86.33	151,527	3.[illegible]	98.6[illegible]	3,677,717	12.[illegible]	86.93
Mississippi	34,[illegible]	32,103,680	5.[illegible]	66.[illegible]	8,008,411	10.[illegible]	42.96	2,707,462	8.4	54.80	4,678,343	8.[illegible]	74.6[illegible]	19,534,717	6.[illegible]	84.11
Missouri	33,331,370	31,889,065	4.[illegible]	66.60	3,318,833	3.[illegible]	41.66	1,733,878	3.1	44.18	4,636,800	3.[illegible]	67.3[illegible]	23,701,660	4.[illegible]	81.52
New Mexico	5,737,158	5,238,219	9.[illegible]	63.07	141,831	14.[illegible]	56.13	338,018	5.0	60.78	403,334	—6.[illegible]	56.76	4,847,135	11.[illegible]	63.86
N. Carolina	70,068,403	64,211,301	9.1	68.61	19,421,068	8.1	49.18	5,010,342	5.4	65.65	8,463,900	4.[illegible]	73.16	37,186,003	10.[illegible]	90.91
Nor. Plains*	1,016,964	...	...	90.08	...	...	...	7,179	...	106.77	80,358	...	113.8[illegible]	929,417	...	88.97
Ohio	7,731,765	6,581,400	17.[illegible]	93.79	234,494	19.[illegible]	65.18	154,961	—7.7	69.31	493,664	—0.[illegible]	71.74	6,848,669	19.[illegible]	97.06
Oklahoma	31,173,158	28,669,560	8.[illegible]	58.20	1,779,387	7.[illegible]	37.18	1,731,689	10.1	39.60	4,131,807	7.[illegible]	49.66	23,629,477	8.[illegible]	65.33
Ore.-Wash.	2,974,316	2,744,800	8.4	79.33	18,517	36.[illegible]	43.47	68,400	24.0	66.73	239,618	3.9	61.41	2,657,486	8.[illegible]	83.28
S. Carolina	46,125,380	41,750,330	10.4	80.25	11,365,846	10.6	64.43	2,563,166	14.0	73.51	5,784,539	3.3	82.46	26,418,043	11.[illegible]	90.08
Tennessee	53,894,470	50,256,790	7.[illegible]	62.12	9,071,162	5.[illegible]	33.68	2,360,634	0.5	43.37	3,747,690	—[illegible]	58.84	38,496,093	8.[illegible]	81.06
Texas	126,003,678	117,322,683	7.4	68.41	5,520,066	4.[illegible]	45.71	5,270,728	6.[illegible]	49.25	11,203,133	4.[illegible]	57.26	103,994,764	7.[illegible]	72.26
Utah-Idaho	679,640	630,362	7.[illegible]	66.87	5,462	—16.[illegible]	76.19	3,777	...	107.91	53,560	—7.[illegible]	66.24	616,646	8.[illegible]	68.66
Virginia	37,793,649	35,151,481	7.[illegible]	73.08	6,262,997	9.[illegible]	48.96	2,083,619	7.9	64.13	3,303,117	—0.[illegible]	66.82	26,174,810	8.3	94.37

*Churches now affiliated with the Northern Plains Convention were formerly in the Colorado Convention.

TOTAL GIFTS,* SBC CHURCHES, BY LOCATION 1968



* TOTAL TITHES; ALL OFFERINGS; AND SPECIAL GIFTS OTHER THAN MONEY GIVEN TO CHURCH

IF EVERY SOUTHERN BAPTIST WERE A TITHER . . .

	PER CAPITA*	TOTAL
The estimated income of 11,332,329 Southern Baptists in 1968 was $2,231 per capita	$2,231	$25,277,732,429
If every Southern Baptist gave scripturally in proportion to his income, instead of this kind of picture in 1968	$67.23	$761,896,138
We would have this picture, which should be the goal of Southern Baptists in giving	$223.06	$2,527,772,242

TYPE OF RECEIPTS, SOUTHERN BAPTIST CHURCHES—1968

	Total Tithes, Offerings, and Special Gifts other than money	All Other Receipts*	Total Receipts**
SBC	$701,877,062	$30,223,860	$704,947,751
Alabama	53,741,168	1,550,053	55,150,654
Alaska	383,161	44,800	387,961
Arizona	4,355,510	367,118	4,719,103
Arkansas	31,791,990	656,643	32,043,651
California	17,163,588	797,964	16,048,753
Colorado	2,696,277	61,108	2,738,893
District of Columbia	.....	.....	[illegible]
Florida	45,765,808	2,006,304	47,940,786
Georgia	65,013,046	2,177,409	68,345,853
Hawaii	765,314	102,064	849,170
Illinois	13,313,234	604,747	13,022,071
Indiana	2,736,333	193,337	2,930,870
Kansas	3,089,300	45,618	4,148,093
Kentucky	34,620,420	1,057,328	36,041,148
Louisiana	33,177,473	1,798,540	35,145,606
Maryland	9,239,861	345,578	5,645,387
Michigan	3,323,907	91,437	3,414,344
Mississippi	54,938,938	936,744	56,150,337
Missouri	33,501,379	1,027,345	34,630,533
New Mexico	5,727,188	129,736	5,856,884
North Carolina	70,866,403	1,084,778	73,533,962
Northern Plains	1,016,954	17,984	1,034,938
Ohio	7,731,755	344,300	7,991,107
Oklahoma	31,173,189	763,560	32,435,386
Oregon-Washington	3,974,314	147,510	3,124,832
South Carolina	46,121,286	1,546,809	47,705,029
Tennessee	53,504,470	1,543,263	56,017,948
Texas	130,008,879	4,099,189	130,449,743
Utah-Idaho	579,546	25,234	604,769
Virginia	57,793,549	1,345,438	59,410,380

* Includes such items as rental income, kindergarten fees, etc.
** Columns will not add across due to some churches reporting only a total.

PROPERTY AND ASSET VALUES REPORTED BY STATE CONVENTIONS—1968

State Conventions	Value of State Baptist Office Building	Value of All Fixed Assets Owned by State Convention[1]	Endowment, Trust, or Foundation Funds
SBC	$16,460,871	$715,009,460	$209,382,137
Alabama	600,000	18,558,000	6,190,238
Alaska	26,318	350,608	2,633
Arizona	450,000	10,809,080	.....
Arkansas	1,143,325	10,339,653	251,625
California	694,531	3,513,794	914,817
Colorado	183,600	556,080	300,000
District of Columbia	180,000	2,201,516	1,984,008
Florida	1,062,115	20,700,800	6,500,009
Georgia	600,000	59,335,601	37,118,033
Hawaii	250,000	1,353,360	1,509
Illinois	731,953	4,158,735	92,259
Indiana	233,788	283,435	.....
Kansas	400,000	475,900	94,185
Kentucky	447,354	33,888,732	3,352,540
Louisiana	1,539,812	31,006,038	3,515,083
Maryland	400,080	875,609	2,580,000
Michigan	580,000	1,783,008	113,000
Mississippi	1,358,080	34,141,064	5,180,190
Missouri	344,357	38,860,764	11,717,162
Missouri	300,000	1,453,323	1,246,143
New Mexico	611,348	97,192,308	30,415,846
North Carolina	15,000	31,008	.....
Northern Plains	375,000	600,063	191,233
Ohio	955,436	27,304,094	8,050,905
Oklahoma	31,600	311,688	519,234
Oregon-Washington	653,149	50,318,625	13,984,002
South Carolina	437,326	61,011,604	5,011,630
Tennessee	1,360,081	195,648,347	66,788,343
Texas	.....	13,196	42,723
Utah-Idaho	781,946	30,797,781	31,679,787
Virginia			

[1] Including state Baptist office building.

RECEIPT AND DISTRIBUTION OF MISSION AND BENEVOLENCE FUNDS, BY STATE CONVENTIONS—1968

SBC and State Conventions	Cooperative Program (Undesignated)	Designated Baptist South Causes[1]	Designated Bible Causes	Designated Non-Baptist Causes	State Missions	Appropriation for Ministers' Retirement	Appropriation and Designated Gifts for Children's Homes	Appropriation and Designated Gifts for Homes for Aged	Appropriation and Designated Gifts for State Baptist Schools	Appropriation and Designated Gifts for State Baptist Hospitals	Cooperative Program Sent Through Executive Committee[2]	SBC % of Undesignated Cooperative Program Received by State	SBC % of All Contributions Received
SBC	$75,025,405	$23,854,504	$12,744,143	$281,998	$36,583,652	$4,077,180	$6,056,968	$1,126,275	$18,146,814	$3,107,738	$25,977,470	34.6	[illegible]
Alabama	4,676,747	2,307,808	420,774	30,875	1,409,496	238,436	428,778		1,491,860	127,198	1,656,061	34.0	51.9
Alaska	78,990	24,504	28,055		173,860	3,272	9,664				22,061	28.0	[illegible]
Arizona	393,458	90,204	36,569	188	563,861	24,374	16,030		108,498		88,998	[illegible]	[illegible]
Arkansas	3,440,423	532,150	146,993	2,472	639,078	119,116	151,010		558,683		618,459	23.6	43.3
California	1,187,289	311,641	121,508	238	660,585	98,854	35,651		260,108		306,960	[illegible]	38.4
Colorado	230,676	61,743	11,450		173,500	24,600					39,768	17.3	[illegible]
District of Columbia		141,337	102,918	40,000	289,000	12,423	44,000				62,004		
Florida	3,937,645	1,131,347	477,026	16,257	1,201,421	335,000	284,802	45,941	688,436		1,906,027	48.9	53.8
Georgia	5,581,613	1,835,996	2,528,970	14,471	805,326	278,000	764,215	284,210	1,941,458	267,041	2,568,850	45.8	[illegible]
Hawaii	82,178	25,280	8,750	360	194,020	7,000			27,000		21,533	26.2	40.2
Illinois	1,041,037	226,540	242,420	2,539	651,316	124,000	164,622				380,977	36.6	40.2
Indiana	297,307	65,589	11,390	12	569,196	30,035					79,725	[illegible]	38.3
Kansas	285,936	75,363	14,395	37	225,985	22,843					49,961	17.5	[illegible]
Kentucky	3,757,345	728,649	1,501,599	18,706	1,301,176	187,000	433,636		1,007,671	113,870	1,140,841	[illegible]	31.1
Louisiana	3,803,366	556,804	647,141	45,878	1,236,580	168,000	319,605	20,130	1,066,612	46,800	1,101,330	21.4	28.5
Maryland	796,742	192,065	36,000	421	923,110	65,000		17,200	44,000		316,028	39.6	40.5
Michigan	280,166	53,779	12,749		224,133	22,500					58,296	[illegible]	31.5
Mississippi	3,566,341	3,252,509	128,058	3,572	702,514	206,890	168,809	559	590,358	76,450	1,156,280	31.6	56.3
Missouri	3,703,948	964,816	540,218	24,670	2,040,217	250,000	172,252	107,284	629,645	136	1,240,322	[illegible]	35.8
New Mexico	502,148	147,461	184,735	2,344	470,729	56,778	101,231				159,367	27.0	[illegible]
North Carolina	6,158,504	2,280,245	1,347,741	10,847	1,663,385	380,000	686,378	210,146	1,786,335	641,073	1,874,021	30.3	42.3
Northern Plains	74,545	14,800				10,000					7,390	[illegible]	24.6
Ohio	609,899	147,846	32,990		732,718	58,086					199,377	32.7	[illegible]
Oklahoma	3,450,123	787,972	1,182,030	18,432	1,393,411	170,000	616,678	7,529	919,963	162,690	1,370,153	[illegible]	[illegible]
Oregon-Washington	265,809	63,432	8,146	101	239,082	30,767	7,600				63,218	19.9	34.6
South Carolina	4,543,953	1,449,325	708,078	3,497	1,093,928	383,000	562,316	368,467	1,204,453	324,685	1,617,590	[illegible]	43.3
Tennessee	5,343,802	1,382,411	803,204	27,936	1,425,713	292,656	572,817		1,617,222	85,097	1,767,581	[illegible]	[illegible]
Texas	13,084,145	4,679,765	1,348,717	8,767	3,574,557	490,345	1,062,636		3,077,900	1,143,428	4,328,000	23.8	47.2
Utah-Idaho	59,127	12,636	11,860		231,130	8,853	24		253		9,424	[illegible]	34.4
Virginia	4,868,736	1,110,678	404,678	4,168	1,171,288	184,468	288,488	164,400	922,726	108,543	1,627,236	[illegible]	47.3
Spanish											51,736		

[1] No figure can be reported which is comparable to those of other state conventions because the D.C. Convention is affiliated with both the Southern and American Baptist Conventions.
[2] Figures in these columns supplied by the Executive Committee, SBC.

DISTRIBUTION OF COOPERATIVE PROGRAM RECEIPTS IN ACCORDANCE WITH INSTRUCTIONS OF THE SBC

Year ended December 31, 1968 with comparative figures for 1967

	1968				1967	
	Operating Expenses	Capital Needs	Percent	Total	Percent	Total
Distribution of operating expenses and capital needs:						
Foreign Mission Board	$13,018,000	$	50.11%	$13,018,000	49.37%	$12,426,538
Home Mission Board	4,600,000	666,222	20.28	5,266,222	20.87	5,253,718
Annuity Board	225,000		.87	225,000	.99	250,000
Southern Seminary	963,228	208,708	4.53	1,172,936	3.59	904,394
Southwestern Seminary	1,184,281	222,458	5.43	1,406,739	4.78	1,208,496
New Orleans Seminary	755,921		2.91	755,921	3.90	982,054
Golden Gate Seminary	481,003		1.85	481,003	2.43	611,069
Southeastern Seminary	613,303		2.36	613,303	2.42	608,845
Midwestern Seminary	403,364		1.55	403,364	1.38	348,390
Radio and Television Commission	1,065,000		4.18	1,065,000	4.71	1,185,000
American Seminary Commission	90,600	28,470	.46	119,070	.36	90,600
Southern Baptist Hospitals	36,000	339,169	1.44	375,169	.14	36,000
Brotherhood Commission	225,000		.90	225,000	1.06	266,100
Public Affairs Committee	111,400	*26,453	.53	137,853	1.49	374,000
Southern Baptist Foundation	67,000		.26	67,000	.25	61,800
Education Commission	110,000		.42	110,000	.37	94,000
Historical Commission	96,000		.37	96,000	.36	90,500
Christian Life Commission	125,000		.48	125,000	.40	100,000
Convention Operating Budget	200,000		.77	200,000	.80	200,000
Stewardship Commission	53,000		.22	53,000	.33	53,000
	$24,484,000	$1,493,470	100.00%	$25,977,470	100.00%	$25,109,804

* Capital funds on deposit with Southern Baptist Foundation.

EXECUTIVE COMMITTEE OF THE SOUTHERN BAPTIST CONVENTION
DISTRIBUTABLE FUNDS

Year ended December 31, 1968

	Cooperative Program	Designated	Total
Specials	$ 51,759	$ 47,100	$ 98,859
Alabama	1,656,061	1,284,367	2,940,428
Alaska	22,091	21,811	43,902
Arizona	88,998	96,648	185,646
Arkansas	818,403	532,518	1,350,921
California	306,960	331,412	638,372
Colorado	39,738	61,743	101,581
District of Columbia	52,004	93,912	145,916
Florida	1,806,027	1,124,481	2,930,508
Georgia	2,558,850	1,813,013	4,371,863
Hawaii	21,632	23,581	45,213
Illinois	380,977	263,514	644,491
Indiana	79,725	59,223	138,948
Kansas	49,951	79,099	129,050
Kentucky	1,140,641	729,383	1,870,024
Louisiana	1,101,330	814,168	1,915,498
Maryland	316,028	130,313	446,341
Michigan	55,286	53,047	108,333
Mississippi	1,156,280	1,095,374	2,251,654
Missouri	1,240,822	817,192	2,058,014
New Mexico	159,867	146,419	306,286
North Carolina	1,874,031	2,290,178	4,164,209
Northern Plains	7,290	14,636	21,926
Ohio	199,277	148,602	347,879
Oklahoma	1,370,153	777,119	2,147,272
Oregon-Washington	53,215	62,466	115,681
South Carolina	1,617,690	1,445,219	3,062,909
Tennessee	1,767,581	1,313,772	3,081,353
Texas	4,288,000	4,576,720	8,864,720
Utah-Idaho	9,424	11,493	20,917
Virginia	1,687,329	1,094,369	2,781,698
TOTALS	$25,977,470	$21,352,887	$47,330,357

DISTRIBUTION

	Percent of Total	Total
SBC Budget	.42%	$ 200,894
Foreign Mission Board	61.73	29,217,749
Home Mission Board	21.84	10,338,332
Annuity Board	.48	226,808
Southern Seminary	2.49	1,180,116
Southwestern Seminary	3.04	1,440,559
New Orleans Seminary	1.61	761,871
Golden Gate Seminary	1.02	484,056
Southeastern Seminary	1.31	617,978
Midwestern Seminary	.86	406,244
Radio and Television Commission	2.30	1,090,395
American Seminary Commission	.26	121,574
Southern Baptist Hospitals	.80	376,943
Brotherhood Commission	.50	235,381
Committee on Public Affairs*	.29	138,059
Baptist World Alliance	—	871
Southern Baptist Foundation	.14	67,264
Education Commission	.23	110,161
Historical Commission	.20	95,139
Christian Life Commission	.27	125,029
Woman's Missionary Union	—	452
Stewardship Commission	.18	83,124
Miscellaneous	—	190
American Bible Society	.03	12,673
	100.00%	$47,330,357

*Capital funds of $26,463 on deposit with Southern Baptist Foundation.

NUMBER OF SOUTHERN BAPTIST CHURCHES REPORTING PASTOR HAVING PAID EMPLOYMENT APART FROM THE CHURCH—1968

SBC and State Conventions	[illegible] Part-Time	[illegible] Full-Time	[illegible] Part-Time	[illegible] Full-Time	[illegible] Part-Time	[illegible] Full-Time	[illegible] Part-Time	[illegible] Full-Time	[illegible] Part-Time	[illegible] Full-Time	[illegible] Part-Time	[illegible] Full-Time	[illegible] Part-Time	[illegible] Full-Time	[illegible] Part-Time	[illegible] Full-Time	[illegible] Part-Time	[illegible] Full-Time	[illegible] Part-Time	[illegible] Full-Time	Total Part-Time	Total Full-Time
SBC	[illegible]	[illegible]	[illegible]	[illegible]	[illegible]	[illegible]	[illegible]	[illegible]	[illegible]	[illegible]	[illegible]	[illegible]	[illegible]	[illegible]	[illegible]	[illegible]	[illegible]	[illegible]	[illegible]	[illegible]	[illegible]	[illegible]
Alabama	[illegible]	[illegible]	[illegible]	[illegible]	[illegible]	[illegible]	[illegible]	[illegible]	[illegible]	[illegible]	[illegible]	[illegible]	[illegible]	[illegible]	[illegible]	[illegible]	[illegible]	[illegible]	[illegible]	[illegible]	[illegible]	[illegible]
Alaska	[illegible]	[illegible]	[illegible]	[illegible]	[illegible]	[illegible]	[illegible]	[illegible]	[illegible]	[illegible]	[illegible]	[illegible]	[illegible]	[illegible]	[illegible]	[illegible]	[illegible]	[illegible]	[illegible]	[illegible]	[illegible]	[illegible]
Arizona	[illegible]	[illegible]	[illegible]	[illegible]	[illegible]	[illegible]	[illegible]	[illegible]	[illegible]	[illegible]	[illegible]	[illegible]	[illegible]	[illegible]	[illegible]	[illegible]	[illegible]	[illegible]	[illegible]	[illegible]	[illegible]	[illegible]
Arkansas	[illegible]	[illegible]	[illegible]	[illegible]	[illegible]	[illegible]	[illegible]	[illegible]	[illegible]	[illegible]	[illegible]	[illegible]	[illegible]	[illegible]	[illegible]	[illegible]	[illegible]	[illegible]	[illegible]	[illegible]	[illegible]	[illegible]
California	[illegible]	[illegible]	[illegible]	[illegible]	[illegible]	[illegible]	[illegible]	[illegible]	[illegible]	[illegible]	[illegible]	[illegible]	[illegible]	[illegible]	[illegible]	[illegible]	[illegible]	[illegible]	[illegible]	[illegible]	[illegible]	[illegible]
Colorado	[illegible]	[illegible]	[illegible]	[illegible]	[illegible]	[illegible]	[illegible]	[illegible]	[illegible]	[illegible]	[illegible]	[illegible]	[illegible]	[illegible]	[illegible]	[illegible]	[illegible]	[illegible]	[illegible]	[illegible]	[illegible]	[illegible]
Dist. of Columbia	[illegible]	[illegible]	[illegible]	[illegible]	[illegible]	[illegible]	[illegible]	[illegible]	[illegible]	[illegible]	[illegible]	[illegible]	[illegible]	[illegible]	[illegible]	[illegible]	[illegible]	[illegible]	[illegible]	[illegible]	[illegible]	[illegible]
Florida	[illegible]	[illegible]	[illegible]	[illegible]	[illegible]	[illegible]	[illegible]	[illegible]	[illegible]	[illegible]	[illegible]	[illegible]	[illegible]	[illegible]	[illegible]	[illegible]	[illegible]	[illegible]	[illegible]	[illegible]	[illegible]	[illegible]
Georgia	[illegible]	[illegible]	[illegible]	[illegible]	[illegible]	[illegible]	[illegible]	[illegible]	[illegible]	[illegible]	[illegible]	[illegible]	[illegible]	[illegible]	[illegible]	[illegible]	[illegible]	[illegible]	[illegible]	[illegible]	[illegible]	[illegible]
Hawaii	[illegible]	[illegible]	[illegible]	[illegible]	[illegible]	[illegible]	[illegible]	[illegible]	[illegible]	[illegible]	[illegible]	[illegible]	[illegible]	[illegible]	[illegible]	[illegible]	[illegible]	[illegible]	[illegible]	[illegible]	[illegible]	[illegible]
Illinois	[illegible]	[illegible]	[illegible]	[illegible]	[illegible]	[illegible]	[illegible]	[illegible]	[illegible]	[illegible]	[illegible]	[illegible]	[illegible]	[illegible]	[illegible]	[illegible]	[illegible]	[illegible]	[illegible]	[illegible]	[illegible]	[illegible]
Indiana	[illegible]	[illegible]	[illegible]	[illegible]	[illegible]	[illegible]	[illegible]	[illegible]	[illegible]	[illegible]	[illegible]	[illegible]	[illegible]	[illegible]	[illegible]	[illegible]	[illegible]	[illegible]	[illegible]	[illegible]	[illegible]	[illegible]
Kansas	[illegible]	[illegible]	[illegible]	[illegible]	[illegible]	[illegible]	[illegible]	[illegible]	[illegible]	[illegible]	[illegible]	[illegible]	[illegible]	[illegible]	[illegible]	[illegible]	[illegible]	[illegible]	[illegible]	[illegible]	[illegible]	[illegible]
Kentucky	[illegible]	[illegible]	[illegible]	[illegible]	[illegible]	[illegible]	[illegible]	[illegible]	[illegible]	[illegible]	[illegible]	[illegible]	[illegible]	[illegible]	[illegible]	[illegible]	[illegible]	[illegible]	[illegible]	[illegible]	[illegible]	[illegible]
Louisiana	[illegible]	[illegible]	[illegible]	[illegible]	[illegible]	[illegible]	[illegible]	[illegible]	[illegible]	[illegible]	[illegible]	[illegible]	[illegible]	[illegible]	[illegible]	[illegible]	[illegible]	[illegible]	[illegible]	[illegible]	[illegible]	[illegible]
Maryland	[illegible]	[illegible]	[illegible]	[illegible]	[illegible]	[illegible]	[illegible]	[illegible]	[illegible]	[illegible]	[illegible]	[illegible]	[illegible]	[illegible]	[illegible]	[illegible]	[illegible]	[illegible]	[illegible]	[illegible]	[illegible]	[illegible]
Michigan	[illegible]	[illegible]	[illegible]	[illegible]	[illegible]	[illegible]	[illegible]	[illegible]	[illegible]	[illegible]	[illegible]	[illegible]	[illegible]	[illegible]	[illegible]	[illegible]	[illegible]	[illegible]	[illegible]	[illegible]	[illegible]	[illegible]
Mississippi	[illegible]	[illegible]	[illegible]	[illegible]	[illegible]	[illegible]	[illegible]	[illegible]	[illegible]	[illegible]	[illegible]	[illegible]	[illegible]	[illegible]	[illegible]	[illegible]	[illegible]	[illegible]	[illegible]	[illegible]	[illegible]	[illegible]
Missouri	[illegible]	[illegible]	[illegible]	[illegible]	[illegible]	[illegible]	[illegible]	[illegible]	[illegible]	[illegible]	[illegible]	[illegible]	[illegible]	[illegible]	[illegible]	[illegible]	[illegible]	[illegible]	[illegible]	[illegible]	[illegible]	[illegible]
New Mexico	[illegible]	[illegible]	[illegible]	[illegible]	[illegible]	[illegible]	[illegible]	[illegible]	[illegible]	[illegible]	[illegible]	[illegible]	[illegible]	[illegible]	[illegible]	[illegible]	[illegible]	[illegible]	[illegible]	[illegible]	[illegible]	[illegible]
North Carolina	[illegible]	[illegible]	[illegible]	[illegible]	[illegible]	[illegible]	[illegible]	[illegible]	[illegible]	[illegible]	[illegible]	[illegible]	[illegible]	[illegible]	[illegible]	[illegible]	[illegible]	[illegible]	[illegible]	[illegible]	[illegible]	[illegible]
Northern Plains	[illegible]	[illegible]	[illegible]	[illegible]	[illegible]	[illegible]	[illegible]	[illegible]	[illegible]	[illegible]	[illegible]	[illegible]	[illegible]	[illegible]	[illegible]	[illegible]	[illegible]	[illegible]	[illegible]	[illegible]	[illegible]	[illegible]
Ohio	[illegible]	[illegible]	[illegible]	[illegible]	[illegible]	[illegible]	[illegible]	[illegible]	[illegible]	[illegible]	[illegible]	[illegible]	[illegible]	[illegible]	[illegible]	[illegible]	[illegible]	[illegible]	[illegible]	[illegible]	[illegible]	[illegible]
Oklahoma	[illegible]	[illegible]	[illegible]	[illegible]	[illegible]	[illegible]	[illegible]	[illegible]	[illegible]	[illegible]	[illegible]	[illegible]	[illegible]	[illegible]	[illegible]	[illegible]	[illegible]	[illegible]	[illegible]	[illegible]	[illegible]	[illegible]
Oregon-Washington	[illegible]	[illegible]	[illegible]	[illegible]	[illegible]	[illegible]	[illegible]	[illegible]	[illegible]	[illegible]	[illegible]	[illegible]	[illegible]	[illegible]	[illegible]	[illegible]	[illegible]	[illegible]	[illegible]	[illegible]	[illegible]	[illegible]
South Carolina	[illegible]	[illegible]	[illegible]	[illegible]	[illegible]	[illegible]	[illegible]	[illegible]	[illegible]	[illegible]	[illegible]	[illegible]	[illegible]	[illegible]	[illegible]	[illegible]	[illegible]	[illegible]	[illegible]	[illegible]	[illegible]	[illegible]
Tennessee	[illegible]	[illegible]	[illegible]	[illegible]	[illegible]	[illegible]	[illegible]	[illegible]	[illegible]	[illegible]	[illegible]	[illegible]	[illegible]	[illegible]	[illegible]	[illegible]	[illegible]	[illegible]	[illegible]	[illegible]	[illegible]	[illegible]
Texas	[illegible]	[illegible]	[illegible]	[illegible]	[illegible]	[illegible]	[illegible]	[illegible]	[illegible]	[illegible]	[illegible]	[illegible]	[illegible]	[illegible]	[illegible]	[illegible]	[illegible]	[illegible]	[illegible]	[illegible]	[illegible]	[illegible]
Utah-Idaho	[illegible]	[illegible]	[illegible]	[illegible]	[illegible]	[illegible]	[illegible]	[illegible]	[illegible]	[illegible]	[illegible]	[illegible]	[illegible]	[illegible]	[illegible]	[illegible]	[illegible]	[illegible]	[illegible]	[illegible]	[illegible]	[illegible]
Virginia	[illegible]	[illegible]	[illegible]	[illegible]	[illegible]	[illegible]	[illegible]	[illegible]	[illegible]	[illegible]	[illegible]	[illegible]	[illegible]	[illegible]	[illegible]	[illegible]	[illegible]	[illegible]	[illegible]	[illegible]	[illegible]	[illegible]

[1]Grand total is less than total shown elsewhere due to figures for a few missions being eliminated from this analysis.

CHURCHES REPORTING PAID EMPLOYMENT FOR PASTOR OUTSIDE THE CHURCH 1968

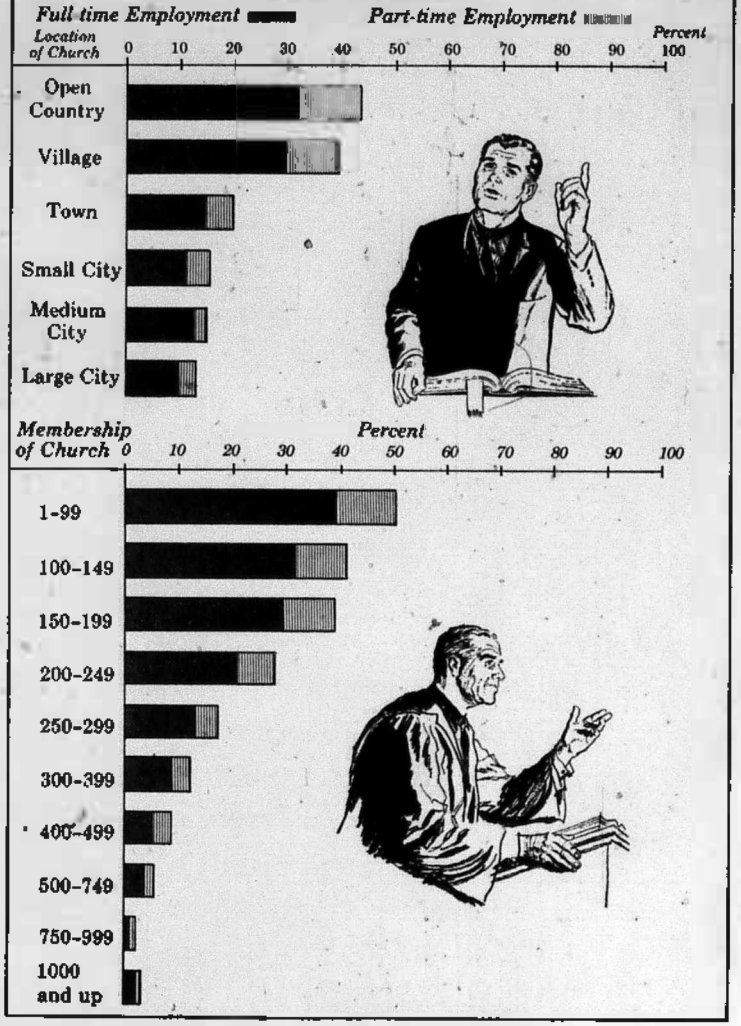

ENROLMENTS AND BAPTISMS FOR CITY CHURCHES AS A PORTION OF TOTALS FOR ALL S.B.C. CHURCHES

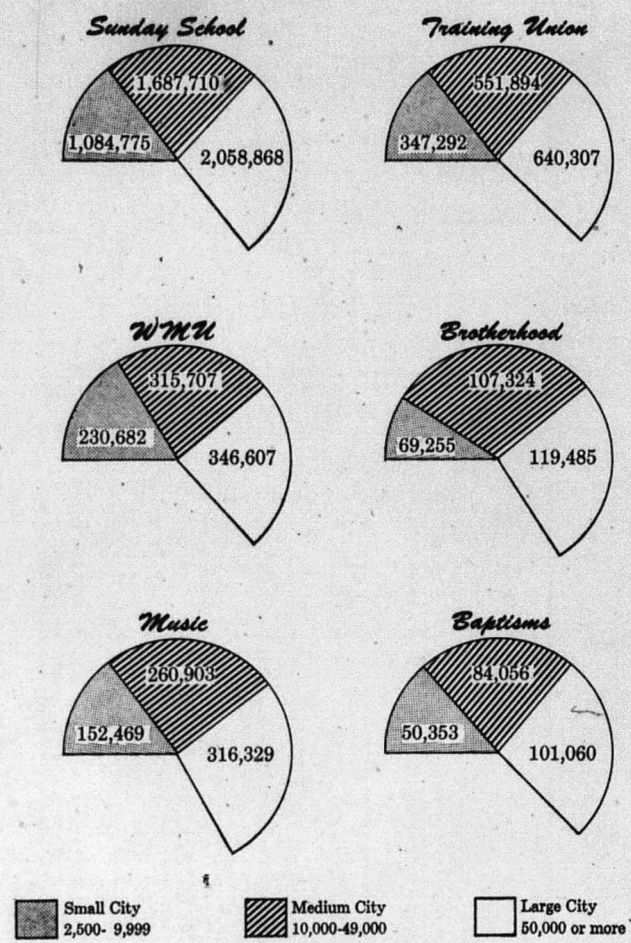

Segments indicate proportion of SBC membership and baptisms.

AVERAGE FULL-TIME PASTOR'S SALARY, 1968
Computed for State Baptist Conventions

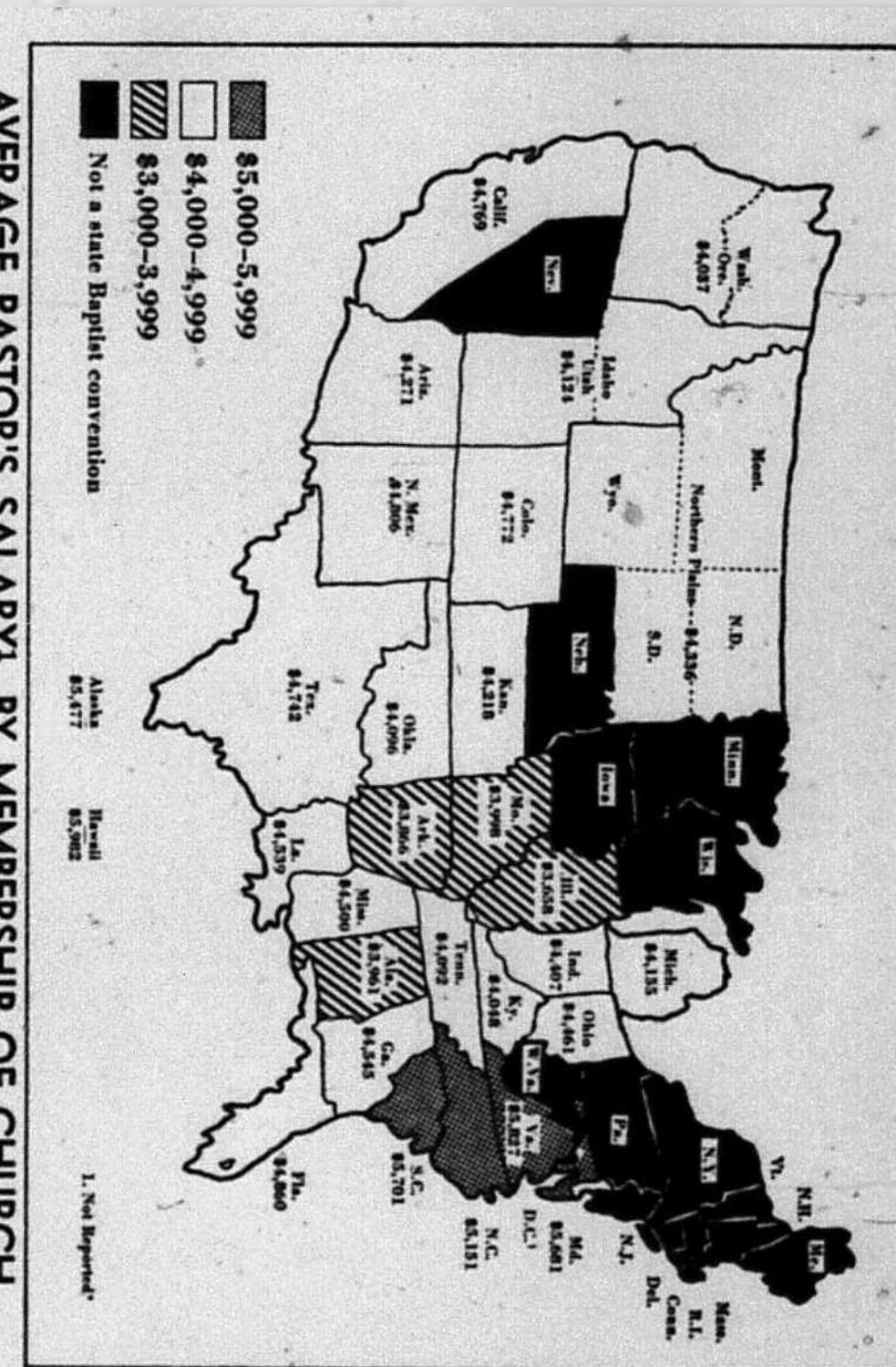

AVERAGE PASTOR'S SALARY¹, BY MEMBERSHIP OF CHURCH—FULL-TIME CHURCHES—1968

SBC and State Conventions	Total	Membership: 1 to 399	400 to 749	750 to 999	1,000 to 1,499	1,500 to 1,999	2,000 to 2,999	3,000 & Above
SBC	$4,[illegible]	$3,677	$5,102	$7,110	$7,033	$9,207	$10,380	$13,358
Alabama	[illegible]	[illegible]	[illegible]	7,391	8,344	9,600	[illegible]	[illegible]
Alaska	[illegible]	[illegible]	[illegible]	[illegible]	[illegible]	[illegible]	[illegible]	[illegible]
Arizona	[illegible]	[illegible]	[illegible]	[illegible]	[illegible]	[illegible]	[illegible]	[illegible]
Arkansas	[illegible]	[illegible]	[illegible]	[illegible]	[illegible]	[illegible]	[illegible]	[illegible]
California	[illegible]	4,144	[illegible]	7,300	[illegible]	[illegible]	[illegible]	[illegible]
Colorado	4,772	4,178	6,103	7,500	6,480	[illegible]	7,300	[illegible]
District of Columbia	[illegible]	[illegible]	[illegible]	[illegible]	[illegible]	[illegible]	[illegible]	[illegible]
Florida	[illegible]	[illegible]	[illegible]	[illegible]	[illegible]	[illegible]	[illegible]	[illegible]
Georgia	[illegible]	[illegible]	[illegible]	[illegible]	[illegible]	[illegible]	[illegible]	[illegible]
Hawaii	[illegible]	[illegible]	[illegible]	[illegible]	7,700	[illegible]	[illegible]	[illegible]
Illinois	[illegible]	[illegible]	[illegible]	[illegible]	7,485	[illegible]	[illegible]	[illegible]
Indiana	[illegible]	[illegible]	[illegible]	[illegible]	[illegible]	[illegible]	[illegible]	[illegible]
Kansas	[illegible]	[illegible]	[illegible]	[illegible]	[illegible]	[illegible]	[illegible]	[illegible]
Kentucky	[illegible]	[illegible]	[illegible]	[illegible]	[illegible]	[illegible]	[illegible]	[illegible]
Louisiana	[illegible]	[illegible]	[illegible]	[illegible]	[illegible]	[illegible]	[illegible]	[illegible]
Maryland	[illegible]	5,308	[illegible]	[illegible]	[illegible]	[illegible]	[illegible]	[illegible]
Michigan	[illegible]	[illegible]	[illegible]	[illegible]	[illegible]	[illegible]	[illegible]	[illegible]
Mississippi	[illegible]	[illegible]	[illegible]	[illegible]	[illegible]	[illegible]	[illegible]	[illegible]
Missouri	[illegible]	[illegible]	[illegible]	[illegible]	[illegible]	[illegible]	[illegible]	[illegible]
New Mexico	[illegible]	[illegible]	[illegible]	[illegible]	6,905	[illegible]	[illegible]	[illegible]
North Carolina	[illegible]	[illegible]	[illegible]	7,058	[illegible]	11,330	[illegible]	13,940
Northern Plains	[illegible]	[illegible]	[illegible]	[illegible]	[illegible]	[illegible]	[illegible]	[illegible]
Ohio	[illegible]	[illegible]	[illegible]	[illegible]	[illegible]	[illegible]	[illegible]	[illegible]
Oklahoma	[illegible]	[illegible]	[illegible]	[illegible]	[illegible]	[illegible]	[illegible]	[illegible]
Oregon-Washington	[illegible]	[illegible]	[illegible]	[illegible]	[illegible]	[illegible]	[illegible]	[illegible]
South Carolina	[illegible]	[illegible]	[illegible]	[illegible]	[illegible]	[illegible]	[illegible]	[illegible]
Tennessee	[illegible]	[illegible]	[illegible]	[illegible]	[illegible]	[illegible]	[illegible]	[illegible]
Texas	[illegible]	[illegible]	[illegible]	[illegible]	[illegible]	[illegible]	[illegible]	[illegible]
Utah-Idaho	[illegible]	[illegible]	[illegible]	[illegible]	[illegible]	[illegible]	[illegible]	[illegible]
Virginia	[illegible]	[illegible]	[illegible]	[illegible]	8,605	9,085	[illegible]	[illegible]

¹One church. ²Two churches. [illegible]
¹Does not include [illegible] housing allowance, car expense, utilities, [illegible] or other such provisions that may be made by a church.

SOUTHERN BAPTIST HOSPITALS—1968

STATE	NAME AND LOCATION	Administrator	Year Opened	Inpatient Care Program: No. Adult Beds	No. New-born Beds	No. Adult Patients	No. New-born Patients	No. Adult Patient Days	Average Daily % Occupancy All Patients	Net Revenue from Service	Outpatient Care Program: No. Out-Patients	Net Revenue from Service
Alabama	The Baptist Medical Center, Birmingham 35213	Duane T. Houtz	1966	301	35	11,601	1,288	108,608	93.1	$6,517,646	4,039	$141,[illegible]
Alabama	Baptist Memorial Hospital, Gadsden 35903	J. Cecil Hamiter	1945									
Alabama	[illegible], Birmingham 35211	Charles R. Lear	1922	377	32	12,469	791	121,207	92.0	6,627,363	13,176	211,034
Alabama	Montgomery Baptist Hospital, Montgomery 36111	W. Taylor Morrow	1963	195	15	7,162	574	60,175	83.6	3,134,474	7,111	300,454
Arizona	Baptist Hospital of Phoenix, Phoenix 85015	Blaine M. Lair	1963	119	12	4,955	620	28,848	68.1	2,365,466	8,309	171,671
Arizona	Baptist Hospital of Scottsdale, Scottsdale 85251	[illegible]	1963	126	14	6,814	682	36,260	70.7	2,947,231	10,410	230,460
Arizona	Parkview Baptist Hospital, Yuma 85364	[illegible]	1958	179	16	6,530	1,146	31,638	67.4	¹1,533,594	6,900	
Florida	Baptist Memorial Hospital, Jacksonville 32207²	George Mathews	1955	413	40	13,422	2,473	121,505	87.2	7,547,946	46,866	430,964
Georgia	Georgia Baptist Hospital, Atlanta	Edwin B. Peel	1901	475	76	23,312	4,383	143,313	82.0	9,613,869	36,148	169,641
Kentucky	Central Baptist Hospital, Lexington 40503	B. R. Brewer	1954	325	[illegible]	10,950	1,840	74,774	90.0	[illegible]	12,600	
Kentucky	Kentucky Baptist Hospital, Louisville 40204	Homer D. Coggins	1924	406	[illegible]	14,947	3,022	124,869	[illegible]	[illegible]	30,702	330,829
Kentucky	Western Baptist Hospital, Paducah 42001	James V. Dorsett, Jr.	1953	314	30				90.6	3,548,373	27,837	250,708
[illegible]	The Baptist Hospital, Alexandria 71301	Freeman E. May	1903	100	[illegible]	9,881	771	65,962	71.0	3,709,886	25,388	156,167
Louisiana	Baton Rouge General Hospital, Baton Rouge 70821	[illegible]	1950	368	48	20,884	2,848	111,356	[illegible]	6,706,067	73,672	775,330
Louisiana	Beauregard Memorial Baptist Hospital, DeRidder 70634	Edwin D. Massey	1950	64	11	2,622	383	13,701	80.0	556,774		24,481
Louisiana	Southern Baptist Hospital, New Orleans 70115²	Raymond C. Wilson	1926	428	80	19,330	3,387	130,809	84.0	8,911,957	39,171	453,377
Mississippi	Mississippi Baptist Hospital, Jackson 39201	Paul J. Pryor	1911	350	50	14,969	1,455	104,400		6,078,494	25,276	307,506
Missouri	Baptist Memorial Hospital, Kansas City 64131	Hamilton V. Reid	1960	377	30	15,413	1,122	122,867	[illegible]	7,112,990	24,508	440,776
Missouri	Missouri Baptist Hospital, St. Louis 63131	Robert J. Guy	1884	306	38	9,443	1,153	99,165	[illegible]	6,622,605	11,425	164,073
N. Carolina	North Carolina Baptist Hospitals, Inc., Winston-Salem 27103	Reid T. Holmes	1923	479	50	16,630	2,018	145,948	[illegible]	8,847,356	44,304	847,505
Oklahoma	Baptist Memorial Hospital, Oklahoma City 73112	James L. Henry	1959	275	65	14,504	1,666	114,630	82.0	7,012,261	25,120	131,329
Oklahoma	Bass Memorial Baptist Hospital, Enid 73701	Joe R. Baker	1910	102	8	3,410	318	27,760	78.0	1,329,377	6,309	30,672
Oklahoma	Bristow Memorial Hospital, Bristow 74010	John Stratton	1954	30	[illegible]	1,055	85	6,379	[illegible]	16,831	1,709	1,254
Oklahoma	Cordell Memorial Hospital, Cordell 73632	Jim M. Robertson	1957	35	10	709	48	7,091	55.0	277,456	1,851	309
Oklahoma	Grand Valley Hospital, Pryor 74361	H. M. Ury	1954	57	8	2,256	175	14,234	57.0	466,705	2,347	12,000
Oklahoma	Grove General Hospital, Grove 74344	W. G. Kerth	1963	36	[illegible]	1,079	13	7,363	62.0	306,735	522	37,524
Oklahoma	Miami Baptist Hospital, Miami 74354	W. G. Kerth	1919	93	16	3,740	344	25,443	76.0	1,022,360	6,161	43,719
Oklahoma	Perry Memorial Hospital, Perry 73077	H. Alton Webb	1951	[illegible]	[illegible]	715	106	4,865	44.7	118,530	1,816	3,501
Oklahoma	Sayre Hospital, Sayre 73662	W. C. Campbell	1961	29	6	1,251	90	6,017	64.9	303,647	1,073	19,978
Oklahoma	Stillwater Municipal Hospital, Stillwater 74074	David C. Foster	1920	79	20	3,009	342	16,661	64.0	590,577	2,963	59,477
S. Carolina	Easley Baptist Hospital, Easley 29640	Sherman Hendricks	1958	48	12	2,757	590	17,110	68.0	551,538	3,807	37,083
S. Carolina	South Carolina Baptist Hospital, Columbia 29201	William A. Boyce	1914	400	48	17,796	1,485	122,610	81.4	5,673,038	48,729	373,756
Tennessee	Baptist Hospital, Inc., Nashville 37203	Gene Kidd	1948	542	50	19,330	2,422	151,154	79.0	11,951,274	22,712	115,963
[illegible]	Baptist Memorial Hospital, Memphis 38103³	Frank S. Groner	1912	1,30[illegible]	[illegible]	45,334	4,075	415,667	[illegible]	24,305,111	132,604	906,822
[illegible]	East Tennessee Baptist Hospital, Knoxville 37901	W. D. Wallace	1948	340	[illegible]	12,600	916	90,252	[illegible]	5,690,404	10,176	246,101
[illegible]	Baptist Memorial Hospital, San Antonio 78205	David A. Garrett	1943	565	100	23,105	2,556	167,618	91.5	9,463,162	27,977	470,756
[illegible]	Baptist Memorial Geriatric Center, San Angelo 76901	Donald A. Tittle	1951	250		684		68,446	74.7	1,207,095		1,806
Texas	Baylor University Medical Center, Dallas 75246	Boone Powell	1903	880	100	31,088	5,506	247,678	88.0	14,805,723	120,642	969,349
[illegible]	Hendrick Memorial Hospital, Abilene 79601	E. M. Collier	1924	347	30	15,112	1,385	106,130	86.0	4,554,606		42,281
[illegible]	High Plains Hospital, Amarillo 79106	Emmett R. Johnson	1965	134	14	3,846	430	31,519	66.0	967,071	676	10,763
[illegible]	Hillcrest Baptist Hospital, Waco 76708	Julian H. Pace	1920	283	60	13,064	2,043	80,463	90.0	3,852,750	17,831	327,638
[illegible]	Memorial Baptist Hospital System, Houston 77002⁴	W. Wilson Turner	1907	909	93	28,861	4,177	369,494	[illegible]	¹16,056,156	131,498	[illegible]
[illegible]	[illegible] Texas, Inc., Beaumont 77704	Guy H. Dalrymple	1949	273	50	10,130	809	87,936	88.0	[illegible],687,179	12,316	
[illegible]	[illegible], Harlingen [illegible]	T. H. Morrison, Jr.	1925	153	29	7,720	836	46,390	82.0	[illegible],786,877	4,876	
Virginia	[illegible] Hospital, Lynchburg 24503	Charles S. Elliott	1925	171	32	7,846	1,214	53,619	86.0	2,340,765	2,564	46,777

¹Net revenue from service to outpatients included with that from service to inpatients.
²Operated by SBC.
³Joint ownership: Arkansas, Mississippi, and [illegible].
⁴Includes four hospitals in Houston.

SOUTHERN BAPTIST HOSPITALS—1968 (Continued)

Facilities and Services Within Hospital: a. dental services b. pharmacy c. premature nursery d. outpatient unit e. emergency unit f. postoperative recovery room g. hospital auxiliary h. home care program i. organ bank j. renal analysis: inpatients k. renal analysis: outpatients l. inhalation therapy dept. m. volunteer services dept. n. closed circuit TV facilities o. intensive care unit p. self-care unit q. family planning unit

STATE	NAME AND LOCATION	Facilities and Services Within Hospital	Personnel: Physicians	Dentists	Interns and Residents	Other Trainees	All Other Personnel	Education Program: Approved Center for Pastoral Care Training	Pastoral Care Institutes Enrolment	Pastoral Care Clinical Courses Enrolment
Alabama	The Baptist Medical Center, Birmingham	b, c, e, f, g, l, m, n	3	....	3	20	761	Yes	......	13
Alabama	Baptist Memorial Hospital, Gadsden									
Alabama	Birmingham Baptist Hospital, Birmingham	a, b, c, e, f, g, l, o, p	3	....	4	16	873	Yes	......	1
Alabama	Montgomery Baptist Hospital, Montgomery	b, c, e, f, g, l, o	....	....	......	......	461	No	70	......
Arizona	Baptist Hospital of Phoenix, Phoenix	b, c, e, f, g, o	....	....	......	......	361	No	......	......
Arizona	Baptist Hospital of Scottsdale, Scottsdale	b, f, g, l, n, o	....	....	......	......	246	No	......	......
Arizona	Parkview Baptist Hospital, Yuma	b, c, e, f, g, l, n, o	2	....	......	15	350	No	......	......
Florida	Baptist Memorial Hospital, Jacksonville[3]	b, c, d, e, f, g, h, l, m, n, o	....	....	5	30	1,042	Yes	......	8
Georgia	Georgia Baptist Hospital, Atlanta	b, c, d, e, f, g, l, m, n, o	1	....	36	15	1,282	Yes	......	25
Kentucky	Central Baptist Hospital, Lexington	a, b, c, e, f, g, l, o	6	....	1	15	620	No	......	......
Kentucky	Kentucky Baptist Hospital, Louisville	b, c, e, f, g, l, n, o	10	....	......	41	1,012	Yes	......	......
Kentucky	Western Baptist Hospital, Paducah	b, c, e, f, g, l, o	....	....	......	......	614	No	......	......
Louisiana	The Baptist Hospital, Alexandria	a, b, c, e, f, g, l, o	2	....	......	6	401	No	......	......
Louisiana	Baton Rouge General Hospital, Baton Rouge	a, b, c, f, g, j, k, l, n, o, p	....	....	......	7	958	No	60	......
Louisiana	Beauregard Memorial Baptist Hospital, DeRidder	c, e, f, g, l	....	....	......	......	73	No	......	......
Louisiana	Southern Baptist Hospital, New Orleans[1]	b, c, d, e, f, j, k, l, o	15	....	22	13	1,228	Yes	1,077	7
Mississippi	Mississippi Baptist Hospital, Jackson	b, c, d, e, f, g, l, o	6	....	2	185	856	No	44	......
Missouri	Baptist Memorial Hospital, Kansas City	a, b, c, d, e, f, g, j, l, m, n, o, p	....	....	......	34	870	Yes	114	16
Missouri	Missouri Baptist Hospital, St. Louis	a, b, c, d, e, f, g, l, m, o, p	3	....	27	70	773	No	75	3
N. Carolina	North Carolina Baptist Hospitals, Inc., Winston-Salem	a, b, c, d, e, f, j, k, l, m, o, p, q	39	....	106	3	1,844	Yes	100	156
Oklahoma	Baptist Memorial Hospital, Oklahoma City	b, c, d, e, f, g, j, k, l, m, o	10	....	12	21	960	Yes	107	......
Oklahoma	Bass Memorial Baptist Hospital, Enid	a, b, c, d, e, f, g, j, k, l, o	....	....	......	......	222	No	......	......
Oklahoma	Bristow Memorial Hospital, Bristow	b, d, e, i, k	....	....	......	......	42	No	......	......
Oklahoma	Cordell Memorial Hospital, Cordell	b, c, e, f, l	....	....	......	......	[illegible]	No	......	......
Oklahoma	Grand Valley Hospital, Pryor	b, c, f, g, l	4	5	......	......	106	No	......	......
Oklahoma	Grove General Hospital, Grove	b, c, d, e, g	....	....	......	......	47	No	......	......
Oklahoma	Miami Baptist Hospital, Miami	a, b, c, e, f, g	....	....	......	......	167	No	......	......
Oklahoma	Perry Memorial Hospital, Perry	a, c, d, e, f, g	9	1	......	......	29	No	......	......
Oklahoma	Sayre Hospital, Sayre	a, e, g, l	....	....	......	......	63	No	......	......
Oklahoma	Stillwater Municipal Hospital, Stillwater	c, e, f, g, j, k, l, m	....	....	......	......	170	No	......	......
S. Carolina	Easley Baptist Hospital, Easley	e, f, g	....	....	......	......	130	No	......	......
S. Carolina	South Carolina Baptist Hospital, Columbia	a, b, c, e, f, g, j, k, l, m, n, o	9	....	......	34	916	No	130	13
Tennessee	Baptist Hospital, Inc., Nashville	b, c, d, e, f, g, l, o	....	....	28	112	1,601	Yes	65	9
Tennessee	Baptist Memorial Hospital, Memphis[2]	b, c, d, e, f, g, l, n, o	26	....	66	287	3,119	No	......	......
Tennessee	East Tennessee Baptist Hospital, Knoxville	a, b, c, e, f, g, j, l	3	....	......	31	624	No	......	2
Texas	Baptist Memorial Hospital, San Antonio	b, c, d, e, f, g, i, j, k, m, n, o	1	....	15	116	1,634	Yes	5	12
Texas	Baptist Memorial Geriatric Center, San Angelo	a, b, g	....	....	......	......	270	No	......	......
Texas	Baylor University Medical Center, Dallas	a, b, c, d, e, f, g, j, k, l, m, o	....	....	117	181	3,810	No	......	......
Texas	Hendrick Memorial Hospital, Abilene	b, c, e, f, g, l, m, o	....	....	......	......	747	No	......	......
Texas	High Plains Hospital, Amarillo	b, c, e, f, g, j, l, m, n, o	4	....	......	......	380	Yes	......	5
Texas	Hillcrest Baptist Hospital, Waco	b, c, e, f, g, l, m, o	....	....	......	68	781	No	75	......
Texas	Memorial Baptist Hospital System, Houston[4]	a, b, c, d, e, f, g, l, m, o	5	....	5	46	2,[illegible]	Yes	10	36
Texas	The Baptist Hospital of Southeast Texas, Inc., Beaumont	b, c, e, f, g, l, o	....	....	......	96	785	No	......	......
Texas	Valley Baptist Hospital, Harlingen	a, b, c, e, f, g, l, o	73	5	......	50	318	No	......	......
Virginia	Virginia Baptist Hospital, Lynchburg	b, c, d, f, g, o	....	....	......	3	450	Yes	7	7

STATE	NAME AND LOCATION	Capital and Operating Program: Total Assets—All Funds	Plant Assets	Other Assets	Indebtedness	Construction or Renovation Completed in 1968	Receipts from Denomination—Capital	Receipts from Denomination—Operating	Religious Ministries: Number Chaplains	Frequency Worship Services	Number Patients Baptist	Number Patients Other Denominations or Non-Church
Alabama	The Baptist Medical Center, Birmingham	18,088,308	9,340,308	8,748,004	$11,480,000	Yes	$82,588	$3,618	1	Daily	8,491	6,170
Alabama	Baptist Memorial Hospital, Gadsden											
Alabama	Birmingham Baptist Hospital, Birmingham	12,744,248	9,620,804	2,014,354	5,438,000	Yes	82,588	3,719	2	Daily	7,188	5,431
Alabama	Montgomery Baptist Hospital, Montgomery	4,772,961	3,534,669	1,238,292	[1]1,802,080	No	65,000	....	1	5 Weekly	4,137	2,142
Arizona	Baptist Hospital of Phoenix, Phoenix	2,897,349	2,138,521	760,828	2,757,611	Yes	....	....	1	....	962	3,903
Arizona	Baptist Hospital of Scottsdale, Scottsdale	3,394,221	2,494,204	900,017	1,750,871	Yes	....	....	1	Weekly	565	1,481
Arizona	Parkview Baptist Hospital, Yuma	1,248,208	[3]67,864	1,180,308	156,307	No	....	....	1	Daily	1,338	5,341
Florida	Baptist Memorial Hospital, Jacksonville[3]	16,780,940	11,091,075	5,689,867	11.9%	Yes	167,426	20,800	3	Weekly	8,727	11,781
Georgia	Georgia Baptist Hospital, Atlanta	17,938,600	12,788,361	5,108,230	2,025,500	No	100,000	200,007	2	Daily	15,053	11,719
Kentucky	Central Baptist Hospital, Lexington	....	....	....	300,000	No	30,000	....	1	Daily	4,200	6,758
Kentucky	Kentucky Baptist Hospital, Louisville	9,300,654	6,846,247	3,154,607	....	Yes	30,185	....	3	Weekly	6,626	9,112
Kentucky	Western Baptist Hospital, Paducah	4,290,641	3,012,155	1,286,487	600,000	Yes	28,604	....	1	....	6,237	5,012
Louisiana	The Baptist Hospital, Alexandria	4,360,797	2,216,609	2,154,198	....	No	[5]17,112	....	1	....	5,636	4,727
Louisiana	Baton Rouge General Hospital, Baton Rouge	7,158,208	4,669,991	2,488,316	3,864,628	Yes	35,866	....	4	6 Weekly	2,669	11,896
Louisiana	Beauregard Memorial Baptist Hospital, DeRidder	835,130	368,588	466,842	....	No	....	5,370	....	Weekly	1,536	1,165
Louisiana	Southern Baptist Hospital, New Orleans[1]	20,527,217	15,374,958	5,152,250	28%	No	66,722	19,618	9	[illegible]	2,370	18,989
Mississippi	Mississippi Baptist Hospital, Jackson	8,412,000	6,746,379	1,665,440	[illegible]%	Yes	66,667	58,456	1	[illegible]	7,200	7,760
Missouri	Baptist Memorial Hospital, Kansas City	7,967,877	6,788,324	1,182,642	11,650,000	No	....	....	4	Daily	5,307	11,314
Missouri	Missouri Baptist Hospital, St. Louis	8,617,153	6,143,067	2,474,086	4,218,804	No	95,913	8,479	1	6 Weekly	2,320	8,210
N. Carolina	North Carolina Baptist Hospitals, Inc., Winston-Salem	9,868,770	6,073,672	2,896,098	124,408	Yes	138,314	321,337	....	Daily	33,023	63,925
Oklahoma	Baptist Memorial Hospital, Oklahoma City	13,292,301	10,016,807	3,278,604	6,538,987	No	66,000	16,000	3	Daily	....	....
Oklahoma	Bass Memorial Baptist Hospital, Enid	1,116,667	679,483	437,184	....	No	36,230	....	1	3 Weekly	973	2,624
Oklahoma	Bristow Memorial Hospital, Bristow	541,183	379,409	161,684	....	....	....	....	1	Daily	434	451
Oklahoma	Cordell Memorial Hospital, Cordell	464,623	396,915	67,708	....	No	....	3,000	1	....	262	536
Oklahoma	Grand Valley Hospital, Pryor	695,609	487,871	208,938	70,000	Yes	....	1,480	1	Weekly	1,200	855
Oklahoma	Grove General Hospital, Grove	361,629	317,000	....	180,082	Yes	....	....	1	....	....	....
Oklahoma	Miami Baptist Hospital, Miami	1,087,795	628,034	459,761	26,977	Yes	....	1,600	1	Weekly	1,436	2,749
Oklahoma	Perry Memorial Hospital, Perry	341,801	224,562	117,300	....	No	....	....	1	....	175	556
Oklahoma	Sayre Hospital, Sayre	551,506	431,354	120,153	....	Yes	....	1,620	1	....	400	601
Oklahoma	Stillwater Municipal Hospital, Stillwater	834,246	417,555	416,701	....	No	....	1,350	1	....	850	2,771
S. Carolina	Easley Baptist Hospital, Easley	1,015,400	722,446	293,054	....	No	25,200	....	....	....	....	....
S. Carolina	South Carolina Baptist Hospital, Columbia	9,394,637	9,152,728	241,909	4,296,943	Yes	151,767	60,000	2	Daily	7,720	8,409
Tennessee	Baptist Hospital, Inc., Nashville	16,217,340	3,125,718	20,142,058	7,838,463	No	....	12,362	4	Weekly	7,066	11,251
Tennessee	Baptist Memorial Hospital, Memphis[2]	62,633,627	49,782,361	12,851,666	24,000,000	Yes	....	....	1	3 Weekly	21,320	28,443
Tennessee	East Tennessee Baptist Hospital, Knoxville	12,661,488	10,511,474	2,150,014	5,625,000	Yes	[5]70,348	....	1	Weekly	5,660	6,006
Texas	Baptist Memorial Hospital, San Antonio	17,887,229	15,028,081	2,858,178	38.5%	Yes	146,129	....	3	Weekly	5,411	20,321
Texas	Baptist Memorial Geriatric Center, San Angelo	2,674,060	1,686,422	987,638	651,587	No	27,400	....	2	[illegible] Weekly	64	100
Texas	Baylor University Medical Center, Dallas	30,918,824	24,478,227	6,440,597	2,676,130	Yes	....	174,101	7	7 Daily	11,456	19,491
Texas	Hendrick Memorial Hospital, Abilene	10,577,112	6,718,678	3,858,436	315,000	No	....	96,150	1	Daily	6,827	9,285
Texas	High Plains Hospital, Amarillo	7,435,263	6,653,886	781,428	2,000,000	Yes	4,000	80,000	1	Weekly	7,831	13,988
Texas	Hillcrest Baptist Hospital, Waco	6,290,480	4,484,799	1,805,678	717,900	Yes	103,172	....	1	Weekly	7,120	7,981
Texas	Memorial Baptist Hospital System, Houston[4]	30,719,069	24,246,536	6,472,533	12,786,969	Yes	....	191,166	3	2 Weekly	16,004	22,087
Texas	The Baptist Hospital of Southeast Texas, Inc., Beaumont	6,046,505	4,411,737	1,634,768	....	No	....	111,113	1	Weekly	6,462	4,678
Texas	Valley Baptist Hospital, Harlingen	5,830,222	4,065,307	1,764,026	50,580	Yes	....	102,177	1	Weekly	....	....
Virginia	Virginia Baptist Hospital, Lynchburg	5,091,000	4,086,151	1,004,869	902,326	Yes	1,876,741	42,882	1	Weekly	3,763	5,056

[1] Operated by SBC. [2] Joint ownership: Arkansas, Mississippi, and Tennessee. [4] Includes four hospitals in Houston.
[3] Physical plant owned by hospital district. [5] Operating receipts from denomination included with capital receipts.

THE BAPTIST STUDENT UNION, 1958–1968

BAPTIST STUDENTS IN BAPTIST SCHOOLS

1958	1968
32,667	41,120

Increased 25.9%

IN NON-BAPTIST SCHOOLS

1958	170,819
1968	346,007

Increased 102.6%

BSU CENTERS



1958	108
1968	189

Increased 75.0%

FULL-TIME BSU DIRECTORS (LOCAL)

1958	165
1968	224

Increased 35.8%

BSU'S

1958	423
1968	603

Increased 42.6%

INTERNATIONAL STUDENTS IN SOUTHERN BAPTIST CONVENTION STATES, 1968

CALIFORNIA	17,097
OHIO	4,200
ILLINOIS	2,355
DISTRICT OF COLUMBIA	[illegible]
MICHIGAN	5,319
TEXAS	3,303
OTHERS	34,524
TOTAL	70,283

SOURCE: Student Department, Baptist Sunday School Board

BAPTIST STUDENT UNION WORK—1967-1968

State Convention	No. Baptist Students in Baptist Schools	No. Baptist Students in Non-Baptist Schools	Total No. Baptist Students	Number International Students	Number of Baptisms	Number of BSU's	Number "Full-Time" Directors (Local)	Number "Part-Time" Directors	Number Baptist Student Centers	Appropriation Adult Const. for 1968	Appropriation Operation and Promotion BSU Program for 1969
Totals	41,120	346,007	387,127	70,283	1,[illegible]	[illegible]	[illegible]	[illegible]	[illegible]	[illegible]	$3,[illegible]
Alabama	2,[illegible]	20,306	22,442	560	44	[illegible]	[illegible]	[illegible]	[illegible]	[illegible]	178,[illegible]
Alaska		93	93	20	6	[illegible]		[illegible]	[illegible]	[illegible]	710
Arizona	360	2,080	2,430	780	30	[illegible]	[illegible]	[illegible]	[illegible]		20,000
Arkansas	1,[illegible]	14,[illegible]	16,[illegible]	[illegible]	[illegible]	[illegible]	[illegible]	[illegible]	[illegible]	[illegible]	126,[illegible]
California	540	6,[illegible]	6,[illegible]	17,097	[illegible]	[illegible]	[illegible]	[illegible]	[illegible]		43,730
Colorado[1]		1,179	1,179	579	10	[illegible]	[illegible]	[illegible]	[illegible]		18,072
District of Columbia		1,[illegible]	1,[illegible]	1,[illegible]	1	[illegible]					26,381
Florida	[illegible]	16,491	17,011	1,[illegible]	12	[illegible]	[illegible]		[illegible]		114,918
Georgia	2,940	26,810	29,750	637	28	[illegible]	[illegible]	[illegible]	[illegible]	[illegible]	321,000
Hawaii		411	411	1,207	11	[illegible]	[illegible]		[illegible]		20,750
Illinois		4,236	4,236	2,355	14	[illegible]	[illegible]	[illegible]	[illegible]		56,960
Indiana		510	510	2,006	2		[illegible]	[illegible]	[illegible]		9,750
Kansas		2,784	2,784	1,670	28	[illegible]	[illegible]	[illegible]	[illegible]		22,125
Kentucky	2,[illegible]	20,365	22,[illegible]	664	150	[illegible]	[illegible]	[illegible]		[illegible]	190,000
Louisiana	[illegible]	19,217	20,087	1,252	[illegible]	[illegible]	[illegible]		[illegible]	[illegible]	234,000
Maryland		5,101	5,101	14,[illegible]	6	[illegible]	[illegible]	[illegible]	[illegible]		31,273
Michigan		3,[illegible]	3,[illegible]	5,319	[illegible]	[illegible]		[illegible]	[illegible]		5,000
Mississippi	2,[illegible]	19,[illegible]	22,[illegible]	454	[illegible]	[illegible]	[illegible]	[illegible]	[illegible]	[illegible]	214,125
Missouri	2,[illegible]	11,[illegible]	13,[illegible]	1,297	[illegible]	[illegible]	[illegible]	[illegible]	[illegible]		188,230
New Mexico		2,441	2,441	651	18	[illegible]	[illegible]	[illegible]	[illegible]		67,534
North Carolina	9,617	21,316	30,933	1,278	10	[illegible]	[illegible]		[illegible]		179,189
Northern Plains[1]											
Ohio		1,700	2,701	4,201	2	11	3		[illegible]		30,000
Oklahoma	1,155	21,822	22,977	1,731	236	26	12	12	[illegible]	[illegible]	209,000
Oregon-Washington		1,935	1,935	2,[illegible]	14	15		1	[illegible]		15,000
South Carolina	2,232	8,630	10,862	300	18	26	8	2	[illegible]	[illegible]	138,000
Tennessee	3,[illegible]	20,[illegible]	23,[illegible]	1,031	84	30	10	2	[illegible]	[illegible]	222,045
Texas	6,641	69,843	76,[illegible]	3,303	488	80	41	14	[illegible]	[illegible]	740,000
Utah-Idaho		193	193	67[illegible]	3	5					3,149
Virginia	1,586	20,104	21,690	40[illegible]	61	41	18	4	[illegible]	[illegible]	178,760

[1] Report for states in Northern Plains Convention, organized during 1968, is included in Colorado Convention report.

SOUTHERN BAPTIST COLLEGES AND SCHOOLS—1968-1969

NAME	LOCATION	PRESIDENT	Accreditation[1]	Faculty Including Administrative Officers	Enrolment Fall, 1968 Reg.	Enrolment Fall, 1968 Total	Enrolment Total, 1968-1969 Reg.	Enrolment Total, 1968-1969 Total	Graduate Students Enrolled	Graduated Sept. '67-Aug. '68	Graduated Since Founding	Ministerial Students	Home and Foreign Mission Volunteers	Church Education Volunteers	Church Music Volunteers	Other Church Vocation Volunteers	Volumes in Library Including Public Documents
SENIOR COLLEGES and UNIVERSITIES																	
Atlanta Baptist College	Atlanta, Georgia	Monroe F. Swilley, Jr.		17	294	294	300	300	......	......	......	8	6	[illegible]	22	......	15,000
Baptist College at Charleston	Charleston, S. C.	John A. Hamrick		82	1,249	1,521	1,916	2,281		73	73	47	5	[illegible]	[illegible]	......	38,930
Baylor University	Waco, Texas	Abner V. McCall	R, St.	380	7,749	8,092	7,748	9,048	452	1,721	40,768	217	182	70	81	508	400,000
Belmont College	Nashville, Tennessee	Herbert C. Gabhart	R, St.	63	857	991	1,270	1,270		222	1,108	63	26	[illegible]	[illegible]	40	51,000
Blue Mountain College[2]	Blue Mountain, Miss.	E. Harold Fisher	R, St.	37	327	333	652	679	......	82	4,283	38	20	13	[illegible]	6	30,721
California Baptist College	Riverside, California	Loyed R. Simmons	R, St.	39	586	660	725	904		99	894	134	64	11	20	6	69,300
Campbell College	Buie's Creek, N. C.	Norman A. Wiggins	R, St.	132	2,336	2,407	2,403	2,837	......	303	8,562	61	4	[illegible]	[illegible]	13	66,022
Campbellsville College	Campbellsville, Ky.	J. K. Powell	R, St.	68	897	909	956	965	......	165	1,020	48	17	[illegible]	14	18	50,504
Carson-Newman College	Jefferson City, Tenn.	John A. Fincher	R, St.	124	1,770	1,687	1,912	1,674	......	387	7,260	143	45	37	[illegible]	13	101,000
Corpus Christi, University of	Corpus Christi, Texas	Kenneth Maroney, Actg.	R, St.	41	670	675	675	880	......	61	1,643	61		[illegible]			51,365
Cumberland College	Williamsburg, Ky.	J. M. Boswell	R, St.	100	1,680	1,771	1,771	2,371	......	209	6,024	56	25	[illegible]		15	48,068
Dallas Baptist College	Dallas, Texas	Charles P. Pitts	R, St.	73	1,310	1,335	1,630	1,630	......	60	2,207	114	27	[illegible]	[illegible]	65	50,000
East Texas Baptist College	Marshall, Texas	Howard C. Bennett	R, St.	50	767	782	782	917	......	84	1,813	184	21	[illegible]	[illegible]	30	57,987
Furman University	Greenville, S. C.	Gordon W. Blackwell	R, St.	133	1,674	2,164	2,484	3,810	31	316	12,082	37	[illegible]	[illegible]	11	21	154,964
Georgetown College	Georgetown, Ky.	Robert L. Mills	R, St.	104	1,389	1,389	1,348	1,665	75	285	8,534	43	22	[illegible]	24	29	92,168
Grand Canyon College	Phoenix, Ariz.	Arthur K. Tyson	R, St.	36	676	736	843	1,200	......	75	930	96	20	4	4	11	50,747
Hardin-Simmons University	Abilene, Texas	Elwin L. Skiles	R, St.	119	1,676	1,740	2,898	2,841	122	289	10,301	126	20	18	[illegible]	7	112,445
Houston Baptist College	Houston, Texas	William H. Hinton	R, St.	84	1,013	1,014	1,018	1,223		114	173	42	[illegible]		[illegible]		48,000
Howard Payne College	Brownwood, Texas	Guy D. Newman	R, St.	86	1,278	1,381	1,876	2,909	......	106	6,253	116	[illegible]	[illegible]	[illegible]	30	77,306
Judson College[2]	Marion, Alabama	James H. Edmondson	R, St.	36	411	468	420	506	......	64	2,519	......	[illegible]	[illegible]	[illegible]	11	35,602
Louisiana College	Pineville, Louisiana	G. Earl Guinn	R, St.	60	1,092	1,103	1,226	1,503	......	155	4,408	100	27	[illegible]	[illegible]	1	60,000
Mars Hill College	Mars Hill, N. C.	Fred B. Bentley	R, St.	99	1,253	1,304	1,611	1,649	......	258	6,218	42	14	[illegible]	[illegible]	2	74,660
Mary Hardin-Baylor College[2]	Belton, Texas	William G. Tanner	R, St.	64	662	977	922	1,282	......	146	4,660	6	[illegible]	[illegible]	[illegible]	......	69,000
Mercer University	Macon, Georgia	Rufus Carrollton Harris	R, St.	152	1,866	1,918	2,266	2,386	48	394	12,670	17	1	[illegible]	[illegible]	......	104,563
Meredith College[2]	Raleigh, N. C.	E. Bruce Heilman	R, St.	68	856	883	873	948	......	183	5,603	......	2	[illegible]	11	4	51,636
Mississippi College	Clinton, Miss.	W. Lewis Nobles	R, St.	102	2,245	2,304	2,320	3,124	434	492	10,776	150	40	[illegible]	41	......	115,000
Mobile College	Mobile, Alabama	William K. Weaver	R, St.	38	333	372	396	496	......	54	131	71	1	[illegible]	19	......	25,170
Oklahoma Baptist University	Shawnee, Oklahoma	Grady C. Cothen	R, St.	100	1,668	1,702	1,980	2,038		276	5,196	177	64	[illegible]	[illegible]	10	80,000
Ouachita Baptist University	Arkadelphia, Arkansas	Ralph A. Phelps	R, St.	101	1,833	1,816	2,012	2,316	103	303	5,780	141	......	......	[illegible]		82,337
Palm Beach Atlantic College	West Palm Beach, Fla.	Jess C. Moody	......	20	88	107	137	262	......	......	......	15	1	[illegible]	[illegible]	[illegible]	5,000
Richmond, University of	Richmond, Virginia	George M. Modlin	R, St.	236	1,927	4,095	1,941	6,506	464	677	14,616	40	6	[illegible]	11	2	160,402
Samford University	Birmingham, Ala.	Leslie S. Wright	R, St.	184	2,717	4,099	2,502	4,941	180	578	11,330	314	24	[illegible]	[illegible]	[illegible]	156,000
Shorter College	Rome, Georgia	Randall H. Minor	R, St.	86	634	726	787	914	......	133	2,783	18	4	[illegible]	31	1	61,220
Southwest Baptist College	Bolivar, Missouri	James L. Sells	R, St.	83	1,319	1,331	1,391	1,775	......	169	4,170	223	14	14	14	16	57,000
Stetson University	DeLand, Florida	Paul F. Geren	R, St.	122	2,882	2,934	2,690	3,446	128	524	10,123	20	13	[illegible]	28	67	180,375
Tift College[2]	Forsyth, Georgia	Carey T. Vinzant	R, St.	22	473	447	519	572	......	42	3,341	......	2	1	1	2	37,815
Union University	Jackson, Tenn.	Robert E. Craig	R, St.	56	669	753	753	881	......	166	11,613	62	3	11	[illegible]		42,000
Wake Forest University	Winston-Salem, N. C.	James Ralph Scales	R, St.	432	3,162	3,153	3,939	3,939	174	687	26,878	43	7	11	[illegible]	4	304,746
Wayland Baptist College	Plainview, Texas	Roy C. McClung	R, St.	83	683	703	884	924	......	104	1,440	142	21	[illegible]	11		54,000
William Carey College	Hattiesburg, Miss.	J. Ralph Noonkester	R, St.	67	768	879	1,039	1,143	......	171	3,290	123	21	16	21	2	46,163
William Jewell College	Liberty, Missouri	B. G. Olson, Actg.	R, St.	78	1,046	1,073	1,225	1,225	......	206	5,022	42	1	[illegible]	6		94,385
Totals—Senior Colleges	......	......	......	3,926	57,278	64,224	67,796	81,114	2,404	10,679	256,510	3,273	526	562	773	988	3,446,000

[1] Accreditation by regional association is indicated by R. Accreditation by state department of education (or state university) is indicated by St.
[2] Colleges for women.

SOUTHERN BAPTIST COLLEGES AND SCHOOLS—1968-1969 (Continued)

NAME	LOCATION	PRESIDENT	Accreditation	Faculty Including Administrative Officers	Enrolment Fall, 1968 Reg.	Enrolment Fall, 1968 Total	Enrolment Total, 1968-1969 Reg.	Enrolment Total, 1968-1969 Total	Graduated Sept. '67-Aug. '68	Graduated Since Founding	Ministerial Students	Home and Foreign Mission Volunteers	Church Education Volunteers	Church Music Volunteers	Other Church Vocation Volunteers	Volumes in Library Including Public Documents
JUNIOR COLLEGES																
Anderson College	Anderson, S. C.	John E. Rouse	R, St.[1]	42	858	856	1,061	1,061	204	3,219	12	3	25	4	26	12,500
Averett College[2]	Danville, Va.	Conwell A. Anderson	R, St.	39	494	519	561	565	178	3,738	......	......	1	......	1	17,049
Bluefield College	Bluefield, Va.	Charles L. Harman	R, St.	30	370	378	386	396	63	2,674	14	......	......	2	9	21,223
Brewton-Parker College	Mt. Vernon, Ga.	J. Theodore Phillips	R, St.	34	638	633	720	720	116	4,530	26	6	7	9	4	18,654
Chowan College	Murfreesboro, N. C.	Bruce E. Whitaker	R, St.	82	1,312	1,341	1,916	1,936	187	3,829	12	......	6	2	1	28,578
Clarke Memorial College	Newton, Miss.	W. Lowrey Compere	R, St.	21	319	271	314	314	81	4,071	75	2	5	16	5	13,323
Gardner-Webb College	Boiling Springs, N. C.	E. Eugene Poston	R, St.	88	1,298	1,314	1,512	1,637	142	3,191	74	2	3	4	6	40,000
Missouri Baptist College Hannibal-LaGrange Campus St. Louis Campus	Hannibal, Missouri St. Louis, Missouri	L. A. Foster	R, St.	54	688	688	692	822	109	2,331	50	2	5	3	3	36,423
Norman College	Norman Park, Ga.	Thomas G. Renfro	R, St.	21	331	255	327	373	53	1,397	13	3	3	9	16	13,250
North Greenville Junior College	Tigerville, S. C.	Thomas L. Neely	R, St.	34	490	494	587	1,002	138	3,070	32	5	9	6	12	18,184
Southern Baptist College	Walnut Ridge, Ark.	H. E. Williams	R, St.	34	618	658	1,032	1,065	321	1,022	47	6	......	8	......	25,000
Truett-McConnell College	Cleveland, Ga.	Warren Earle Fuselle	[illegible]	27	350	357	426	431	92	1,153	11	4	1	13	4	13,790
Virginia Intermont College[2]	Bristol, Virginia	Floyd V. Turner	R, St.	44	570	573	658	587	197	5,728	......	......	......	......	......	24,000
Wingate College	Wingate, N. C.	Budd E. Smith	R, St.	94	1,673	1,686	2,209	2,299	601	34,641	32	5	12	4	6	41,460
Totals—Junior Colleges	......	......	......	644	9,087	9,227	12,344	13,079	2,373	73,604	398	38	78	80	93	309,436

[1] Accreditation by regional association is indicated by R. Accreditation by state department of education (or state university) is indicated by St.
[2] Colleges for women.

SOUTHERN BAPTIST COLLEGES AND SCHOOLS—1968-1969 (Continued)

NAME	LOCATION	PRESIDENT	Accreditation	Faculty Including Administrative Officers	Enrolment Fall, 1968 Reg.	Enrolment Fall, 1968 Total	Enrolment Total, 1968-1969 Reg.	Enrolment Total, 1968-1969 Total	Graduate Students [illegible]	Graduated [illegible] Aug. 68	Graduated Since Founding	Ministerial Students	Home and Foreign Mission Volunteers	Church Education Volunteers	Church Music Volunteers	Other Church Vocation Volunteers	Volumes in [illegible]
SEMINARIES																	
American Baptist Theological Seminary[5]	Nashville, Tenn.	Charles E. Boddie	St.[1]	12	80	1,023	91	1,090	......	[illegible]	428	55	......	16	....	23	7,624
Golden Gate Baptist Theological Sem.	Mill Valley, Calif.	Harold K. Graves	[3]	27	284	301	321	362	20	44	1,096	202	70	[illegible]	8	....	68,184
Midwestern Baptist Theological Sem.	Kansas City, Mo.	Millard J. Berquist	[3]	24	203	222	251	261	[illegible]	63	485	160	[illegible]	[illegible]	7	35	48,000
New Orleans Baptist Theological Sem.	[illegible]	H. Leo Eddleman	R, [3]	47	694	694	927	927	102	199	4,803	500	125	280	55	....	115,000
Southeastern Baptist Theological Sem.	Wake Forest, N. C.	Olin T. Binkley	[3]	37	583	582	463	483	52	133	[illegible]	122	16	44	....	....	82,500
Southern Baptist Theological Sem.	Louisville, Ky.	Duke K. McCall	R, [3]	72	1,077	1,171	1,272	1,309	1062	236	10,396	881	[illegible]	247	128	....	161,578
Southwestern Baptist Theological Sem.	Fort Worth, Texas	Robert E. Naylor	[3]	83	1,738	1,726	2,090	2,096	200	375	11,926	[illegible]	416	810	190		380,677
[illegible]				302	4,668	5,729	5,681	6,709	1,485	1,042	31,226	2,730	764	1,195	[illegible]	[illegible]	873,881
ACADEMIES																	
Acadia Baptist Academy	Eunice, Louisiana	G. L. Higgins, Jr.	St.[1]	11	107	107	180	180	......	[illegible]	709	3	16	......	2	....	3,650
Fork Union Military Academy	Fork Union, Va.	K. T. Whitescarver	R, St.	60	667	657	678	678	......	163	4,038	......	......	......	....	....	8,632
Hargrave Military Academy	Chatham, Va.	Joseph H. Cosby	R, St.	63	595	565	588	964	......	120	3,640	......	......	......	....	....	10,752
Harrison-Chilhowee Baptist Academy	Seymour, Tenn.	Charles C. Lemons	St.	19	206	205	168	[illegible]	......	80	1,794	8	2	......	....	....	5,010
Oak Hill Academy	Mouth of Wilson, Va.	Robert B. Isner	St.	15	148	140	178	231	......	81	1,872	1	4	5	....	....	3,064
Oneida Institute[4]	Oneida, Kentucky	David C. Jackson	St.	16	[illegible]	[illegible]	120	[illegible]	......	[illegible]	1,078	......	1	......	....	....	6,580
San Marcos Baptist Academy	San Marcos, Texas	Jack E. Byrom	R, St.	49	543	583	612	613	......	[illegible]	2,744	......	......	......	....	....	11,400
Totals—Academies				233	2,490	2,490	2,808	3,108	......	477	14,580	12	17	5	2	....	47,087
BIBLE SCHOOLS																	
Baptist Bible Institute	Graceville, Florida	James E. Southerland	St.[1]	15	222	238	278	287	......	[illegible]	400	188	6	70	31	....	15,925
Clear Creek Baptist School	Pineville, Kentucky	D. M. Aldridge	......	10	133	134	155	185	......	[illegible]	274	150	8	......	....	....	10,100
Fruitland Baptist Bible Institute	Hendersonville, N. C.	E. Gary Hartbrook	......	14	180	183	230	228	......	[illegible]	666	220	......	......	....	....	5,200
Mexican Baptist Bible Institute	San Antonio, Texas	H. B. Ramsour, Jr.	......	10	90	90	96	96	......	13	73	49	29	......	....	....	8,000
Totals—Bible Schools				[illegible]	605	614	783	761	......	109	1,413	604	43	71	31		39,225

[1] Accreditation by regional association is indicated by R. Accreditation by state department of education (or state university) is indicated by St.
[3] Member, American Association of Theological Schools, on accredited list, also accredited by the American Association of Schools of Religious Education.
[4] Figures used are for 1967-68; figures for 1968-69 not available.
[5] Supported jointly with National Baptist Convention, U. S. A., Incorporated.

SOUTHERN BAPTIST COLLEGES AND SCHOOLS—1968-1969 (Continued)

NAME	Amount Received from Conventions for Operation	Amount Received from Conventions for Capital Needs	Donations, Gifts, and Grants	Income from Endowment	Income from Tuition and Fees	Goals of Campaigns in Progress	Present Endowment	Present Property Value	Total of Endowment and Property Value	Budget Last Fiscal Year
SENIOR COLLEGES AND UNIVERSITIES										
[illegible]	$......	$......	$ 463,678	$ 283	$......	$......	$ 5,508	$ 3,472,636	$ 3,478,144	$ 1,900,192
Baptist College at Charleston	66,887	104,900	[illegible]	2,797	1,134,464	5,000,000	53,964	4,120,764	4,174,728	2,091,023
Baylor University	1,314,259	[illegible]	7,636,299	1,534,800	6,239,394	30,000,000	28,689,857	78,287,700	106,977,557	53,196,797
Belmont College	318,429	79,151	11,150	[illegible]	689,287	1,800,000	637,497	5,104,155	5,741,663	1,337,648
Blue Mountain College	97,967	34,000	29,333	67,394	224,669	300,000	1,209,179	1,864,534	3,063,713	609,785
California Baptist College	160,618	43,467	131,620	1,675	432,412	......	47,174	2,489,769	[illegible]	874,456
Campbell College	271,344	......	240,441	33,066	3,110,036	......	965,817	8,109,066	9,061,883	4,179,533
Campbellsville College	119,103	56,448	107,819	20,179	710,231	475,000	435,610	4,102,362	4,537,981	1,367,330
Carson-Newman College	301,063	173,321	90,104	56,010	1,579,331	411,388	1,729,424	8,906,134	10,637,558	3,137,000
Corpus Christi, University of	147,382	......	160,807	[illegible]	427,530	......	678,312	4,473,086	5,151,398	1,104,063
Cumberland College	100,264	22,800	94,211	77,072	1,193,582	......	1,244,697	4,477,830	5,722,717	2,261,038
Dallas Baptist College	170,578	......	[illegible]	19,781	636,499	......	340,666	3,914,301	[illegible]	1,231,138
[illegible] College	104,331	......	91,073	41,811	436,061	1,000,000	818,044	4,088,167	4,919,231	1,346,700
Furman University	308,578	246,900	2,115,388	474,490	[illegible]	10,000,000	7,678,363	24,130,779	31,808,142	5,074,061
Georgetown College	211,487	38,190	2,673	66,528	1,128,679	......	1,446,880	6,311,314	7,658,194	2,309,700
Grand Canyon College	84,463	......	116,479	5,360	201,372	......	172,000	1,570,481	1,742,481	1,022,715
Hardin-Simmons University	375,083	......	331,333	190,049	1,134,073	......	4,473,732	10,680,010	15,153,742	5,310,160
Houston Baptist College	175,609	......	230,370	[illegible]	787,802	......	787,368	11,664,386	12,452,160	1,567,308
Howard Payne College	310,740	......	67,127	146,337	783,899	1,000,000	2,419,904	8,873,311	10,282,306	1,982,125
[illegible]	118,317	92,340	33,331	56,020	284,067	......	1,046,888	2,061,160	3,108,148	925,220
[illegible]	340,333	201,603	55,700	127,307	616,032	2,000,000	2,643,612	5,363,060	8,005,667	1,609,832
Mars Hill College	64,854	185,383	115,080	26,600	1,270,000	......	390,000	6,394,000	7,684,000	2,309,000
Mary Hardin-Baylor College	160,238	......	37,440	210,061	440,968	......	2,593,167	4,481,082	8,074,349	1,373,880
[illegible]ty	143,844	107,168	311,840	473,736	2,015,287	4,000,000	9,445,302	13,586,332	23,031,634	4,644,400
[illegible]e	235,394	......	462,241	67,342	394,010	1,000,000	1,300,601	5,635,361	6,935,962	3,000,000
Mississippi College	300,000	90,000	309,170	111,000	1,308,283	......	3,000,160	1,488,241	10,488,401	2,004,700
Mobile College	238,018	249,249	128,604	......	185,429	......	......	3,080,730	3,080,730	566,906
Oklahoma Baptist University	481,622	94,500	100,276	129,442	799,494	1,260,000	3,974,314	6,017,354	10,001,670	3,224,909
Ouachita Baptist University	484,540	......	219,448	66,750	999,151	......	1,099,881	7,318,309	9,317,890	3,347,863
Palm Beach Atlantic College	......	......	63,800	......	106,800	......	......	650,000	650,000	306,600
Richmond, University of	256,016	160,604	1,431,188	627,311	3,254,122	......	10,970,644	11,933,310	22,903,954	6,330,806
Samford University	663,423	164,000	1,018,333	182,704	2,380,755	16,000,000	2,000,735	10,648,080	10,316,711	2,968,543
Shorter College	89,813	119,253	204,723	47,436	536,000	......	1,229,773	2,997,814	4,228,337	1,026,976
Southwest Baptist College	149,075	......	97,775	6,800	679,351	500,000	99,791	2,841,795	2,941,586	1,078,330
Stetson University	284,000	......	1,330,167	209,000	3,806,000	8,750,000	4,967,761	16,130,724	21,097,485	5,475,750
Tift College	62,734	64,224	89,462	60,508	605,184	......	1,666,562	3,039,751	4,706,313	728,080
Union University	265,712	96,638	71,067	[illegible]	722,560	......	793,270	3,167,474	3,960,844	1,465,073
Wake Forest University	194,285	203,154	853,775	1,471,280	3,840,287	......	14,660,600	31,083,000	45,683,000	16,476,814
Wayland Baptist College	186,638	......	221,418	174,339	471,960	1,000,000	2,340,230	3,978,062	7,316,332	1,413,303
William Carey College	171,061	55,000	23,871	50,034	573,097	500,000	582,766	3,962,721	4,545,486	1,380,600
William Jewell College	96,266	99,266	343,845	284,071	1,180,798	......	5,560,751	8,072,079	[illegible]	3,485,317
Totals—Senior Colleges	$ 9,342,774	$ [illegible]	$ 19,253,460	$ 7,305,974	$ 47,333,665	$ 75,316,388	$137,093,625	$364,363,123	$501,456,948	$161,661,339

SOUTHERN BAPTIST COLLEGES AND SCHOOLS—1968-1969 (Continued)

NAME	Amount Received from Conventions for Operation	Amount Received from Conventions for Capital Needs	Donations, Gifts, and Grants	Income from Endowment	Income from Tuition and Fees	Goals of Campaigns in Progress	Present Endowment	Present Property Value	Total of Endowment and Property Value	Budget Last Fiscal Year
JUNIOR COLLEGES										
Anderson College	$ 65,587	$ 98,680	$ 13,797	$ 13,710	$ 415,608	$	$ 153,131	$ 2,770,706	$ 2,923,837	$ 671,775
Averett College	69,242	44,713	20,899	4,753	634,966	.....	95,363	2,426,383	2,521,746	379,936
Bluefield College	128,406	44,713	7,734	7,890	364,168	.....	118,455	1,974,316	2,092,774	590,836
Brewton-Parker College	48,990	.....	23,196	41,493	360,116	200,000	450,743	876,441	1,326,184	616,250
Chowan College	64,275	37,340	213,083	4,554	1,045,323	5,350,000	233,777	5,200,000	5,433,777	1,900,000
Clarke Memorial College	91,703	34,000	37,811	46,640	90,200	.....	473,678	1,493,088	1,970,766	366,431
Gardner-Webb College	70,123	58,127	226,443	20,203	1,007,960	.....	982,306	5,806,153	6,788,459	1,799,634
[redacted] College										
Hannibal-LaGrange Campus	183,075	27,083	30,814	1,616	253,171	.....	31,004	4,100,000	4,131,004	680,126
St. Louis Campus										
Norman College	37,121	5,186	13,290	30,034	536,946	.....	693,667	2,346,279	3,040,176	634,040
North Greenville Junior College	66,868	88,649	44,887	11,580	370,236	.....	344,387	2,283,646	2,628,033	689,675
Southern Baptist College	51,400	38,736	52,000	11,254	311,568	3,000,000	60,000	3,948,934	4,008,934	323,760
Truett McConnell College	[redacted]	.....	640	15,153	314,178	250,000	467,445	1,666,367	2,136,812	626,601
Virginia Intermont College	52,143	44,713	38,646	19,034	675,680	.....	992,858	4,197,543	5,190,401	1,185,508
Wingate College	83,021	80,116	266,288	21,601	1,123,983	.....	881,446	6,854,300	7,735,746	2,312,585
Totals—Junior Colleges	$ 1,068,371	$ 663,037	$ [redacted]	$ 341,063	$ 7,721,261	$ 8,300,000	$ 5,384,353	$ 46,071,966	$ 51,534,338	$ 13,318,066

SOUTHERN BAPTIST COLLEGES AND SCHOOLS—1968-1969 (Continued)

NAME	Amount Received from Conventions for Operation	Amount Received from Conventions for Capital Needs	Donations, Gifts, and Grants	Income from Endowment	Income from Tuition and Fees	Goals of Campaigns in Progress	Present Endowment	Present Property Value	Total of Endowment and Property Value	Budget Last Fiscal Year
SEMINARIES										
American Baptist Theological Seminary[1]	$ 81,000	$	$ 22,318	$	$ 34,831	$	$	$ 720,487	$ 720,487	$ 120,376
Golden Gate Baptist Theological Seminary	486,349	79,196	11,161	37,263	30,067	10,000,000	560,736	8,511,276	9,072,012	661,825
[redacted] Baptist Theological Seminary	376,250	.....	88,472	[redacted]	26,632	.....	545,870	3,298,029	[redacted]	800,800
[redacted] Baptist Theological Seminary	735,143	300,000	91,406	34,035	96,366	1,075,600	742,843	7,842,168	8,604,711	1,401,000
Southeastern Baptist Theological Seminary	586,288	60,000	18,881	34,169	56,348	.....	619,538	4,657,500	5,277,038	850,810
Southern Baptist Theological Seminary	825,212	100,000	63,323	226,537	153,728	600,000	6,900,024	13,239,538	20,139,562	1,903,365
Southwestern Baptist Theological Seminary	1,119,013	324,506	[redacted]	307,072	181,840	21,600,804	6,337,893	11,493,256	17,830,950	2,173,370
Totals—Seminaries	$ 4,243,419	$ 773,070	$ 292,738	$ 645,776	$ 666,309	$ 23,075,404	$ 15,726,064	$ 47,272,214	$ 63,098,270	$ 7,410,746
ACADEMIES										
Acadia Baptist Academy	$ 50,000	$ 40,000	$ 2,058	$ 75	$ 91,681	$	$ 1,988	$ 614,962	$ 616,978	$ 230,300
Fork Union Military Academy	26,196	11,178	750	75,899	1,098,046	600,000	1,466,000	3,680,000	5,346,000	1,138,828
Hargrave Military Academy	52,040	33,738	48,883	784	1,453,126	600,000	9,338	3,083,674	3,093,012	1,483,060
[redacted] Baptist Academy	68,249	26,440	32,848	7,664	130,588	.....	180,231	1,858,774	1,716,998	234,627
Oak Hill Academy	56,487	[redacted]	27,796	175	146,918	450,000	4,260	1,126,642	1,130,902	276,700
Oneida Institute[1]	39,603	12,531	178,483	36,016	23,317	665,000	476,931	722,931	1,198,862	179,653
San Marcos Baptist Academy	84,873	.....	148,981	6,047	536,433	250,000	150,530	2,776,381	2,926,911	1,814,711
Totals—Academies	$ 336,853	$ 153,326	$ 280,678	$ 51,344	$ 2,788,263	$ 1,900,000	$ 1,723,314	$ 14,046,478	$ 15,828,798	$ 4,843,928
BIBLE SCHOOLS										
Baptist Bible Institute	$ 191,739	[redacted]	28,265	$ 528	$ 44,413	$ 300,000	$ 7,802	$ 1,040,051	$ 1,047,854	$ 458,199
Clear Creek Baptist School	58,378	17,271	61,310	488	6,202	2,000,000	118,563	1,062,585	1,181,148	197,672
Freeland Baptist Bible Institute	80,000	12,500	1,000	.....	15,870	118,000	.....	235,000	235,000	110,858
Mathews Baptist Bible Institute	58,650	20,000	23,000	.....	9,632	140,000	.....	600,000	600,000	106,000
Totals—Bible Schools	$ 368,767	$ 72,161	$ 113,575	$ 887	$ 76,117	$ 2,558,000	$ 126,365	$ 2,937,640	$ 3,064,012	$ 873,459

[1] Figures used are for 1967-68; 1968-69 figures not available.
[2] Received from Texas WMU.

SOUTHERN BAPTIST HOMES FOR AGED—1968

State	Name and Location	Superintendent	Date Chartered	Capacity	Actual Number of Residents	Number Buildings	Number Employees	Total Value of Home	How Financed
D.C.	Baptist Home of the District of Columbia, 3700 Nebraska Ave., N.W., Washington 20015	William P. Harris	1889	64	44	1	38	$1,250,000	Contributions from residents, convention, churches, friends, and endowment
Fla.	Florida Baptist Retirement Centers, P. O. Box 460, Vero Beach 32960	Paul R. Adkins	1961	70	58	11	35	780,000	Cooperative Program and residents
Ga.	Baptist Village, Inc., P. O. Drawer 1100, Waycross 31501	Harvey R. Mitchell	1955	220	186	25	40	3,500,000	Residents, churches, Cooperative Program, and personal gifts
Ga.	Peachtree on Peachtree Inn, Inc., 176 Peachtree St., N.W., Atlanta 30303	Cecil T. Underwood	[illegible]	80	149	1	38	2,000,000	Fred W. Beasley Foundation, Cooperative Program, special gifts, and residents
Ky.	Baptist Home of Northern Kentucky, 120 Main St., Newport 41071 [1]	C. L. Drake	1962	66	150	1	150	1,760,000	Private loans; fees and gifts
La.	Arcadia Baptist Home, Box 599, Arcadia 71001	Raymond W. Gaudet	1958	54	47	0	33	240,544	Louisiana Baptist Convention and residents
Md.	Baptist Home of Maryland, Inc., Route 2, Box 24, Owings Mills 21117	Mrs. Ruth M. Smith	1918	30	27	3	21	600,000	Endowment, state convention, and contributions from churches
Mo.	The Home for Aged Baptists, Inc., Ironton 63650	John H. Burney	1912	200	184	10	76	2,000,000	Cooperative Program, residents, endowment, and special gifts
N. C.	North Carolina Baptist Homes, Inc., Reynolda Park Road, Winston-Salem [illegible] [2]	William A. Poole	1951	200	198	11	118	3,600,000	Special offering, Cooperative Program, residents, personal memorial, and corporation gifts
Okla.	Hugo Golden Age Home, Route 1, Box A, [illegible]	Truett Hankins	1948	60	56	1	33	375,000	Mortgage by Baptist Foundation of Oklahoma
Okla.	Oklahoma City Baptist Golden Age Homes, 2700 Mashbern Blvd., Oklahoma City 73121	James L. Henry	1965	140	105	8	45	1,318,000	Baptist Laymen's Corporation bonds
S.C.	Bethea Baptist Home, Florence-Darlington Hwy., Darlington 29532	A. W. Brickle	1954	120	112	12	70	2,480,000	South Carolina Baptist Convention and special gifts
Texas	Buckner Baptist Haven for Aging, 12601 Memorial Drive, Houston 77024	Thomas E. Jackson	[illegible]	120	102	11	80	1,200,000	Residents, contributions, and endowment
Texas	Buckner Baptist Rybern Home, 4810 Samuell Blvd., Dallas 75228	Robert L. Herring, Jr.	1960	104	96	1	53	700,000	Residents and endowment
Texas	Buckner Baptist Trew Home, 4800 Samuell Blvd., Dallas 75228	Robert L. Herring, Jr.	1964	140	138	20	24	1,253,200	Residents and endowment
Va.	Virginia Baptist Homes, Inc., Culpeper 22701	F. Bernard LeFleur	1949	200	255	5	65	4,900,434	Cooperative Program, individual gifts, and legacies

[1] Sponsored by three associations.
[2] Consists of five homes: Albemarle, [illegible], Trenwyth, and two at Winston-Salem.

SOUTHERN BAPTIST CHILDREN'S HOMES—1968

State	Name and Location	Superintendent	Number in Residence	No. Under Care Living in Campus	Number Employees	Total Endowment	Received from Cooperative Program	Capital Expenditures	Total Expenditures	Plant Value	Date Organized
Alabama	The Alabama Baptist Children's Home, Troy 36081	R. Holmes Shivy	148	106	56	$178,434	$55,175	$97,541	$654,485	$1,234,790	1891
Alaska	Tanagain Children's Home, Box 341, Anchorage 99501	Edward E. Kersten	11	2	2		2,000		11,975	180,000	1949
Arizona	Baptist Children's Home, 316 West McDowell Road, Phoenix [illegible]	George R. Wilson	12	17					[illegible]	68,640	1960
Arkansas	Arkansas Baptist Home for Children, Monticello 71655	Maurice Caldwell	46	30		204,000	66,271		217,415	633,334	1964
California	California Southern Baptist Board of Child Care, P. O. Box 5159, Fresno 93744 [1]	B. A. Williams, executive [illegible]									
D.C.	Baptist Home for Children, 6301 Greenview Road, Washington [illegible]	M. W. Freeman	31	1	13	605,445	36,000	[illegible]	116,449	191,814	1914
Florida	Florida Baptist Children's Home, Lakeland and Kendall Pk.	Thomas M. Johns	172	38	51	891,968	186,044	28,340	270,714	1,445,[illegible]	1902
Florida	Jacksonville Baptist Home for Children, 2225 Barrows Road, Jacksonville [2]	George R. Norton			17	1,125,000			107,616	1,000,000	1957
Georgia	[illegible]	John C. Ware	400	40	120	1,600,000		1,600,000	4,000,000	6,360,000	1873
Illinois	Illinois Baptist Children's Home, Carmi 62821	Theron E. King	50	20	22	41,000		57,[illegible]	135,271	3,303,[illegible]	1917
Kentucky	Ohio Dale Children's Home, Glendale 45140	Ralph T. McCasland	115		28	810,000	44,000	30,000	230,000	3,300,000	1916
Kentucky	Pine Crest Children's Home, Morehead 40351	W. Robert Elliott		21	13		19,000		110,000	350,000	1946
Kentucky	Spring Meadow Children's Home, Middlesboro 40965	J. D. Hendon	152	72	33	66,251	38,[illegible]	15,[illegible]	277,[illegible]	1,511,411	1899
Louisiana	Louisiana Baptist Children's Home, Monroe 71201	Wade B. Ross	151	11	45	28,456	211,164	24,245	417,[illegible]	1,252,[illegible]	1899
Maryland	The Baptist Children's Village, The Circle, P.O. Box 2219, Annapolis 21404	Paul N. Nunnery	185	47	42	173,476	38,344	186,000	278,400	1,811,[illegible]	1867
New Mexico	Mountain Baptist Children's Home, 11,500 St. Charles Road, Bridgeville 63043	Edgar E. Blake		100	48	473,631	36,273	64,[illegible]	251,[illegible]	2,032,[illegible]	1888
N. Carolina	New Mexico Baptist Children's Home, Portales 88130	Walter C. Hubbard	65	8	12	125,000		13,[illegible]	125,[illegible]	544,240	1913
Oklahoma	Baptist Children's Homes of N.C., Inc., Thomasville 27360	W. R. Wagoner	441	266	207	1,457,[illegible]	434,144			6,821,[illegible]	1886
Oregon-Wash	Department of Child Care of Baptist General Convention of Oklahoma, 1141 North Robinson, Oklahoma City	H. Truman Maxey	181	37	58	1,600,000	136,746	80,000	444,[illegible]	3,300,000	1908
S. Carolina	Baptist Memorial Boys' Ranch, Star Route, Mesa, Washington 99343	[illegible]	227		5		2,000	12,[illegible]	47,[illegible]	410,000	1903
S. Carolina	Connie Maxwell Children's Home, Greenwood 29646	Earle D. Winn		56	87	1,122,[illegible]	115,000	48,740	634,[illegible]	3,577,[illegible]	1891
Tennessee	Tennessee Baptist Children's Homes, Inc., 1614 Belmont Ave., Nashville 37212 [1]	Sam M. Smith									
Texas	Baptist Children's Home, 7404 Hwy. 90 West, San Antonio 78227	[illegible]	303	126	91	31,946	200,000	35,[illegible]	634,[illegible]	3,395,[illegible]	1901
Texas	Buckner Baptist Benevolences, Box 15267, Dallas 75218 [1]	J. Ivey Miller	111		31	108,786	197,316		233,[illegible]	1,008,[illegible]	1944
Texas	The South Texas Children's Home, Box 1310, Beeville 78102	R. C. Campbell	564	356	[illegible]	[13] 157,[illegible]	345,000	34,[illegible]	2,604,[illegible]	961,[illegible]	1879
Texas	Texas Baptist Children's Home, Box 7, Round Rock	J. M. Lunsford	158		44	527,000	225,000	18,700	207,[illegible]	2,300,[illegible]	1953
Virginia	The Virginia Baptist Children's Home, Salem 24153	Charles L. Wright	100		[4] 43	290,[illegible]	244,416	2,[illegible]	236,[illegible]	920,[illegible]	1900
		R. Franklin Hough, Jr.	173	170	42	670,000	204,786	173,610	647,747	3,000,000	1890

[1] Includes foster part-time workers.
[2] Not an institution but an agency for child placement and family services.
[3] Sponsored by three associations.
[4] A multiple-unit agency with homes at Barclay, Palmetto, and Mesarville.
[5] Consists of four homes: Franklin, Memphis, Chattanooga, and Mid-Tenn.
[6] A multiple-unit agency with homes in Dallas, Hereford, Lubbock, and San Antonio.
[7] Although built is located in children's homes, some goes to other services of Buckner Baptist Benevolences.
[8] Includes seven part-time workers.

Year	Membership *	Baptisms	SS Enrolment	VBS Enrolment	TU Enrolment	WMU Enrolment	Brotherhood Enrolment	Church Property	Mission Gifts	Total All Gifts	Churches
1845	351,951	23,222						$	$	$	4,126
1851	432,507	33,831									5,113
1855	592,396	43,723									6,590
1859	639,340	49,127									7,701
1860	649,518	51,343									
1861-71 No data	available.										
1872	956,087	68,017	287,663								
1873	1,096,806	50,533									
1874	1,200,109	67,496									
1875	1,249,072	59,878									
1876	1,343,422	69,446									
1877	1,418,296	63,680									
1878	1,463,660	70,568									
1879	1,516,261	53,760									
1880	1,672,631	70,343	377,214								13,455
1881	981,425	47,578	390,250								13,527
1882	975,140	47,566	458,917								13,428
1883	994,917	53,908	502,106								13,513
1884	976,153	63,434	555,716								14,103
1885	1,013,160	65,197	336,002					4,700,000	302,170	1,513,840	14,468
1886	1,071,323	90,577	372,920					6,840,281	309,116	1,603,934	14,346
1887	1,138,893	83,168	448,285					9,180,634	219,223	1,876,386	14,874
1888	1,166,613	73,083	538,083					11,516,881	295,294	2,303,708	15,343
1889	1,194,654	77,807	649,137					12,282,034	306,463	2,387,680	15,594
1890	1,238,908	81,806	577,230					13,353,330	308,616	2,876,877	16,061
1891	1,282,220	84,078	494,846					14,708,305		2,363,714	16,684
1892	1,331,840	89,478						15,600,061		3,046,686	17,710
1893	1,369,251	99,842						17,381,794		3,310,730	17,348
1894	1,431,041	105,190	414,279					17,913,444		3,327,162	17,832
1895	1,468,961	90,877	578,711					19,651,306		3,870,428	18,143
1896	1,529,191	97,557	611,526					18,361,665	425,871	2,847,347	18,678
1897	1,602,906	88,904	611,612					18,681,337	667,160	2,865,080	18,322
1898	1,580,709	77,343	632,009					19,307,537	613,966	3,867,071	18,678
1899	1,608,412	79,635	638,944					19,437,322	701,232	3,060,507	18,963
1900	1,657,996	80,466	670,600					20,025,344	881,219	3,466,014	19,558
1901	1,682,030	94,410	712,013					20,637,619	971,994	4,614,304	19,453
1902	1,737,466	108,817	746,474					21,613,388	1,086,308	4,671,329	19,911
1903	1,806,889	102,241	761,080					22,856,673	1,137,794	5,038,253	20,431
1904	1,839,639	108,091	778,340					23,624,880	1,310,134	5,378,881	20,402
1905	1,899,427	106,906	844,049					25,471,309	1,476,330	6,083,860	21,802
1906	1,949,948	134,811	878,662					27,917,149	1,794,130	7,108,324	20,776
1907	2,018,860	129,163	960,700					30,881,438	1,817,566	7,963,416	21,266
1908	2,139,080	140,717	1,065,721					34,837,020	1,967,624	8,522,662	21,867
1909	2,212,911	146,989	1,131,881					37,203,522	2,264,198	9,474,777	23,430
1910	2,332,464	134,449	1,248,110					42,303,808	2,480,307	10,434,486	23,348
1911	2,421,303	123,306	1,300,014		60,700			46,342,807	2,322,161	10,936,408	23,676
1912	2,446,296	123,471	1,329,730		76,665			48,634,360	2,431,876	10,863,092	23,982
1913	2,522,633	137,306	1,401,436		117,000			53,392,795	2,811,816	11,158,587	24,171
1914	2,588,933	151,441	1,706,871		160,828			56,861,402	3,038,044	12,073,940	24,330
1915	2,685,552	168,235	1,760,802		163,671			58,319,638	1,977,667	12,641,890	24,461
1916	2,744,098	160,497	1,754,999		178,540			61,180,166	3,223,611	13,418,834	24,603
1917	2,844,301	143,000	1,836,811					64,773,880	3,560,963	12,346,158	24,883
1918	2,887,428	111,000	1,759,208		230,540			68,974,083	4,911,105	17,081,929	24,861

Year	Membership	Baptisms	SS Enrolment	VBS Enrolment	TU Enrolment	WMU Enrolment	Brotherhood Enrolment	Church Property	Mission Gifts	Total All Gifts	Churches
1919	2,961,348	122,088	1,835,936		301,878			$ 74,273,728	$ 7,321,386	$ 31,237,440	26,000
1920	3,149,346	173,595	1,938,810		322,011			87,733,000	14,688,661	34,882,082	27,444
1921	3,220,383	220,671	2,147,664		384,318			109,404,038	10,962,725	33,432,746	27,084
1922	3,366,311	224,944	2,220,035		423,160			116,346,983	9,640,657	33,167,678	27,078
1923	3,494,189	186,694	2,381,717		406,149	146,108		177,131,600	9,393,618	34,439,496	27,011
1924	3,574,521	200,670	2,536,953		540,163	269,908		141,737,127	9,082,184	37,368,615	27,517
1925*	3,649,330	234,191	2,691,828	29,167	531,418			166,909,378	8,294,438	39,627,009	24,341
1926*	3,616,684	188,379	2,683,331	38,077	496,436			196,005,316	8,161,411	39,855,829	24,774
1927*	3,673,712	197,144	2,780,843		480,190	448,606		206,708,944	7,842,452	39,787,237	24,374
1928*	3,706,676	183,020	2,797,129	44,230	500,864	522,730		207,614,645	7,403,768	39,027,810	25,705
1929	3,770,645	175,631	2,778,000	51,079	501,406	531,394		213,227,083	7,641,330	38,337,140	24,010
1930	3,850,278	198,579	2,839,183	57,953	522,976	634,649		217,979,116	6,765,627	37,486,021	23,731
1931	3,944,566	211,352	2,863,910	69,728	546,948	651,690		217,088,773	6,019,378	33,612,136	23,806
1932	4,066,140	226,855	3,061,400	71,562	563,342	563,630		209,716,089	4,961,611	27,341,490	24,035
1933	4,173,928	211,200	3,080,404	82,600	618,232	581,442		204,376,283	3,890,774	23,380,811	24,278
1934	4,277,052	208,304	3,104,411	100,902	649,773	571,782		202,006,794	4,331,669	24,653,378	24,360
1935	4,389,417	230,047	3,167,458	140,873	662,004	593,756		203,101,614	4,624,516	26,888,567	24,537
1936	4,482,315	191,983	3,173,356	190,163	693,180	596,652		208,460,467	4,950,225	29,188,667	24,671
1937	4,595,602	204,567	3,211,707	264,347	743,301	612,975		206,688,413	5,702,150	32,288,667	24,644
1938	4,770,185	286,014	3,388,251	375,465	806,948	716,468		210,488,630	5,790,629	35,288,340	24,932
1939	4,949,174	280,166	3,523,853	421,577	874,791	747,848		214,734,668	6,307,363	37,136,581	25,018
1940	5,104,327	245,500	3,590,374	541,026	919,680	756,161		221,974,479	6,787,627	40,359,038	25,259
1941	5,238,133	200,863	3,543,467	617,404	964,179	768,976		232,944,315	7,522,340	44,667,697	25,603
1942	5,367,129	200,127	3,430,930	590,114	801,567	746,466	84,868	204,131,134	9,061,772	52,347,622	25,737
1943	5,493,027	202,301	3,323,675	548,707	777,732	714,422	83,009	245,168,465	13,465,640	63,087,088	25,790
1944	5,667,926	218,223	3,372,909	635,947	759,585	719,166	84,780	262,834,600	17,300,880	78,668,415	25,965
1945	5,865,554	256,699	3,525,510	801,218	702,332	738,360	86,826	276,070,771	23,490,781	98,468,424	26,111
1946	6,079,305	253,961	3,726,924	1,065,679	902,880	767,521	71,453	312,063,773	27,240,706	115,236,949	26,401
1947	6,270,819	255,163	4,004,078	1,326,790	937,908	781,907	97,146	386,830,665	28,471,014	133,163,644	26,764
1948	6,489,221	310,226	4,301,490	1,268,171	1,079,024	866,323	119,230	480,489,517	30,606,686	165,674,604	26,822
1949	6,761,360	324,889	4,541,660	1,443,073	1,235,438	943,135	143,413	548,261,864	31,316,316	178,337,307	27,385
1950	7,079,889	376,085	5,024,553	1,642,772	1,440,808	1,032,476	167,744	645,271,741	33,403,334	197,343,164	27,788
1951	7,373,498	375,525	5,253,694	1,770,418	1,584,660	1,087,437	182,687	761,510,538	37,265,172	223,638,108	28,289
1952	7,634,493	364,384	5,491,066	2,059,163	1,677,292	1,143,993	214,480	880,607,330	45,822,630	248,004,238	28,865
1953	7,886,016	381,829	5,759,138	2,108,370	1,849,544	1,188,080	243,918	1,020,804,314	48,427,790	278,861,130	29,496
1954	8,169,491	395,857	6,256,489	2,570,790	2,063,963	1,203,080	273,408	1,163,761,128	53,934,157	305,673,664	29,899
1955	8,474,741	416,867	6,641,716	2,463,789	2,222,648	1,243,358	404,251	1,223,483,534	58,360,347	334,626,223	30,377
1956	8,708,823	384,627	6,823,712	2,732,990	2,310,264	1,287,850	446,630	1,401,285,330	64,964,616	373,136,676	30,834
1957	8,956,355	366,716	6,972,350	2,777,104	2,414,634	1,314,290	511,631	1,602,613,890	70,015,299	397,660,347	31,297
1958	9,206,758	407,893	7,086,178	2,908,157	2,502,930	1,395,974	562,497	1,828,474,316	74,750,609	419,619,436	31,498
1959	9,485,276	429,063	7,276,509	2,910,258	2,608,110	1,466,192	617,383	2,008,264,164	77,753,190	453,338,730	31,906
1960	9,731,591	386,469	7,382,550	3,004,720	2,664,730	1,484,590	619,105	2,304,361,566	81,924,908	480,608,972	32,251
1961	9,978,488	403,318	7,408,846	3,068,731	2,734,389	1,496,634	628,087	2,385,176,416	84,434,068	501,301,714	32,598
1962	10,193,052	381,610	7,570,458	3,176,559	2,747,681	1,480,282	629,083	2,567,630,880	91,423,845	540,811,487	32,892
1963	10,395,940	366,329	7,610,727	3,176,897	2,748,653	[1]1,613,840	624,661	2,761,439,716	96,077,109	556,042,694	33,126
1964	10,601,515	374,418	7,671,168	[3]3,216,338	2,722,029	[1]1,509,484	603,606	2,964,380,955	100,164,740	591,667,961	33,388
1965	10,779,713	361,634	7,659,638	3,394,963	2,610,137	[1]1,480,730	462,519	3,080,683,130	106,743,944	637,966,346	[2]32,797
1966	10,946,463	360,999	[illegible]	3,365,924	2,583,073	[1]1,459,629	469,563	3,273,864,971	115,107,427	669,779,972	[2]33,949
1967	11,142,729	373,587	[illegible]	3,439,323	[4]1,688,384	[1]1,444,436	467,770	3,496,030,712	120,464,606	711,776,366	[2]34,147
1968	11,332,229	373,035	7,575,613	3,227,706	[5]3,725,087	[1]1,407,673	448,728	3,656,667,080	126,033,781	761,877,082	[2]34,295

*B.M.A.'s dropped from list.
[1]Figures include statistics from the churches as well as college and hospital YWAs.
[2]Inactive churches are included. "Inactive" refers to those still affiliated with the Convention, but who have not submitted a report for three or more years.
[3]Reported incorrectly in 1965 Southern Baptist Handbook.
[4]Includes, for the first time, two new phases of the church's training ministry - new church member orientation and leader training.
[5]Includes cumulative new member orientation, church leader training, and member training projects enrolments as well as the traditional Sunday evening enrolment.

THE WORLD FAMILY OF BAPTISTS

Baptists are known to live and witness in all the 125 countries listed. Where no figure is given, the number is currently not available.

AFRICA

Algeria	.....
Angola	3,000
Basutoland	.....
Botswana	.....
Burundi*	2,669
Cameroon, West*	33,254
Cameroun, East*	15,000
Cape Verdi Islands	.....
Central African Republic	18,589
Chad	.....
Congo Republic	2,221
Dahomey	.....
Democratic Republic of the Congo	228,059
Egypt	164
Ethiopia*	140
Ghana*	3,552
Guinea	.....
Ivory Coast	2,305
Kenya	4,776
Liberia*	21,741
Libya	533
Malawi	5,139
Morocco	50
Mozambique	2,250
Nigeria*	82,119
Rhodesia	4,285
Rwanda*	4,693
St. Helena	80
Senegal	.....
Sierra Leone	228
South Africa*	44,865
Southwest Africa	25
Tanzania	3,399
Togo	109
Uganda	987
Zambia	3,254
TOTAL FOR AFRICA	487,486

ASIA

Burma*	240,520
Ceylon*	3,203
China (Mainland)†	123,000
Hong Kong*	22,320
India*	516,482
Japan*	30,514
Korea*	7,214
Macao	511
Malaysia*	2,432
Nepal	.....
Okinawa	3,086
Pakistan*	21,227

Singapore	1,220
South Vietnam	336
Taiwan*	10,658
Thailand	4,986
TOTAL FOR ASIA	987,709

CENTRAL AMERICA

Bahamas	30,844
Bermuda	192
British Honduras	117
Costa Rica*	1,107
Cuba*	16,235
Dominican Republic	279
El Salvador*	2,443
French West Indies	12
Guatemala*	2,878
Haiti*	105,000
Honduras*	495
Jamaica*	34,355
Nicaragua	4,182
Panama and Canal Zone*	5,144
Puerto Rico*	9,501
St. Lucia	150
St. Vincent	150
Trinidad and Tobago*	1,690
TOTAL FOR CENTRAL AMERICA	214,274

EUROPE

Austria*	750
Belgium*	300
Bulgaria*	300
Czechoslovakia*	4,300
Denmark*	7,128
England*	183,476
Finland*	2,869
France*	2,464
Germany*	96,539
Greece	.....
Hungary*	19,600
Iceland	56
N. Ireland*	6,524
Italy*	4,935
Luxembourg	20
Netherlands*	9,876
Norway*	6,977
Poland*	4,000
Portugal*	3,025
Romania*	120,000
Scotland*	18,279
Spain*	4,950
Sweden*	50,162
Switzerland*	1,500
USSR*	550,000
Wales*	82,105
Yugoslavia*	3,595
TOTAL FOR EUROPE	1,183,780

MIDDLE EAST

Cyprus	.....
Gaza	39
Israel*	180
Jordan*	191
Lebanon*	500
Turkey	91
Yemen	.....
TOTAL FOR MIDDLE EAST	1,001

SOUTH AMERICA

Argentina*	17,237
Bolivia*	2,237
Brazil*	275,032
Chile*	11,593
Colombia*	5,679
Ecuador	751
Guyana	567
Paraguay*	1,168
Peru	984
Surinam	42
Uruguay*	1,535
Venezuela*	1,900
TOTAL FOR SOUTH AMERICA	318,725

SOUTHWEST PACIFIC

Australia*	43,891
Guam	507
Indonesia	15,114
New Guinea	13,500
New Zealand*	17,297
Philippines*	44,577
TOTAL FOR SOUTHWEST PACIFIC	134,886

NORTH AMERICA

Canada*	176,212
Mexico*	42,374
United States*	26,941,505
TOTAL FOR NORTH AMERICA	27,160,091
GRAND TOTAL	30,487,902

*One or more Baptist groups in each country marked by an asterisk are members of the Baptist World Alliance.
†Estimate.

SECTION II

The World of Religion

LARGER RELIGIOUS BODIES OF THE WORLD, 1967

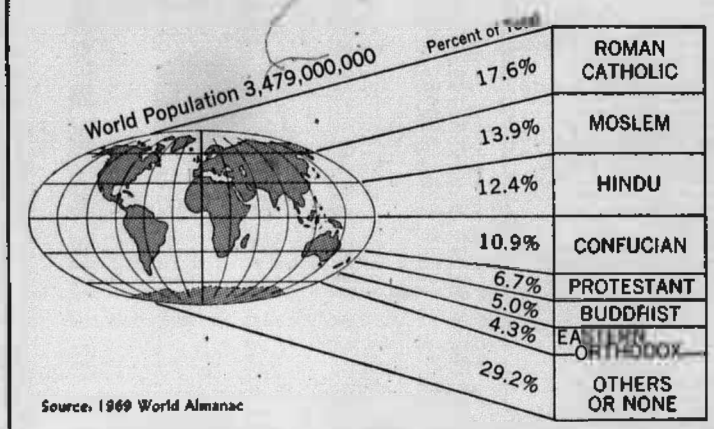

Source: 1969 World Almanac

IS LIFE GETTING BETTER OR WORSE IN TERMS OF RELIGION?

The Figures Below Are the Results of a 12-Nation Survey By the Gallup Poll During 1968

	Worse	Better	No Change or No Opinion
Netherlands	77%	9%	14%
Switzerland	65	16	19
Great Britain	61	10	29
Sweden	60	8	31
Canada	58	19	23
Finland	54	16	30
United States	50	26	24
France	49	19	32
Norway	46	14	40
Greece	43	43	14
Austria	37	14	49
Uruguay	30	18	52

MEMBERSHIP STATISTICS OF LARGER RELIGIOUS BODIES IN UNITED STATES

Religious Body	Members 1967	Members 1968	Churches 1967	Churches 1968	Sunday School Membership 1967	Sunday School Membership 1968
Seventh-day Adventists	324,873	374,422	3,169	3,163	363,263	388,461
Armenian Church, Diocese of America	136,000	136,000	43	43	5,250	5,250
Assemblies of God	509,221	570,068	5,510	6,606	1,027,655	1,017,000
Armenian Apostolic Church of America	a125,000	d125,000	a32	d32	a2,350	d2,120
American Baptist Association	a745,620	721,000	a3,263	3,247	a372,810	271,500
American Baptist Convention	1,464,965	1,538,963	6,065	6,063	623,348	644,901
Conservative Baptist Ass'n of America	a300,000	d325,000	a1,143	d1,500	1300,000	1300,000
Free Will Baptists (National Ass'n of)	250,000	178,460	3,200	3,101	180,000	146,900
General Ass'n of Regular Baptists	c170,299	179,299	e1,344	1,344		
National Baptist Convention of America	m2,668,799	m2,665,799	m11,398	m11,398	a2,500,000	a2,500,000
National Baptist Convention, U.S.A., Inc.	k5,500,000	k5,500,000	k36,000	k36,000	12,407,948	12,407,948
Nat'l Primitive Baptist Convention, Inc.	1,238,000	1,238,000	1,879	1,876	96,400	168,300
North American Baptist Association	a271,000	300,000	a1,650	1,800	b381,750	b381,750
Progressive Nat'l Baptist Convention	521,692	521,681	650	650	758,132	754,853
Southern Baptist Convention	11,140,466	10,947,398	34,128	33,936	7,876,160	7,601,095
Church of the Brethren	189,558	191,402	1,062	1,056	146,546	147,257
Christian Churches (Disciples of Christ) (International Convention)	1,675,400	1,694,927	7,066	5,008	1,041,378	1,065,641
Church of God (Anderson, Ind.)	144,243	149,364	2,247	2,261	242,876	247,358
Church of God (Cleveland, Tenn.)	c230,405	230,405	c3,737	3,737	e355,000	355,000
Church of the Nazarene	358,346	354,882	4,643	4,673	335,300	371,231
Churches of Christ	d2,350,000	d2,350,000	d18,500	d18,500	r309,618	r309,618
Greek Orthodox Archdiocese of North and South America	d1,770,000	d1,770,000	d443	d443	d71,300	d71,300
Russian Orthodox Catholic Church in America Patriarchal Exarchate	d182,973	d182,973	d67	d67	d9,983	d9,983
The Episcopal Church	3,420,397	3,429,152	7,169	7,543	806,180	935,095
Evangelical United Brethren	737,762	732,977	3,923	3,970	574,765	563,055
Jehovah's Witnesses	d330,358	d330,358	d5,141	d5,141		
Jewish Congregations	c5,725,000	d5,725,000	c4,700	d4,700	g297,487	g297,487
The Church of Jesus Christ of Latter-day Saints	1,891,945	d1,789,178	4,413	4,022	1,861,063	d1,776,008
Reorganized Church of Jesus Christ of Latter Day Saints	169,248	183,261	1,006	1,093	70,200	91,300
The American Lutheran Church	2,875,506	2,546,561	4,969	4,899	948,683	966,672
Lutheran Church of America	3,157,542	3,147,959	5,868	5,869	1,065,804	1,128,249
The Lutheran Church—Missouri Synod	2,789,308	2,721,897	6,797	6,647	1,042,800	941,958
Wisconsin Evangelical Lutheran Synod	e358,468	e358,468	e809	e809	153,916	153,916
African Methodist Episcopal Church	q1,166,301	q1,166,301	q5,878	q5,878	b400,000	b400,000
African Methodist Episcopal Zion Church	d1,100,000	d1,100,000	c4,583	c4,583	j199,250	j199,250
Christian Methodist Episcopal Church	d456,718	d456,718	d2,505	d2,505	e118,424	e118,424
The Methodist Church	10,289,214	10,310,619	38,080	37,608	6,508,303	6,753,905
United Pentecostal Church, Inc.	a225,000	d125,000	a2,167	d2,000	d300,000	d300,000
Polish National Catholic Church of America	1282,411	1282,411	1162	1162	q23,543	q23,543
The Presbyterian Church in the U.S.	960,776	958,405	3,987	4,002	635,658	651,848
United Presbyterian Church in the U.S.A.	3,268,761	3,298,583	8,977	8,958	1,707,806	1,686,280
Christian Reformed Church	278,869	278,530	634	639	74,860	74,804
Reformed Church in America	384,781	377,671	939	902	128,180	127,014
Roman Catholic Church	a47,468,332	b46,864,910	a23,814	b23,734	a*3,386,240	b*3,156,742
The Salvation Army	324,911	294,301	1,191	1,210	120,187	121,743
International General Assembly of Spiritualists	m164,072	m164,072	m209	m209	p4,638	p4,638
Unitarian Universalist Association	a229,000	d166,622	a1,135	d1,044	a100,300	d83,578
United Church of Christ	2,053,857	2,063,481	6,908	6,945	657,229	1,018,418
Totals	122,406,322	121,104,658	284,732	284,239	42,970,217	44,182,996
Total of smaller religious bodies with less than 125,000 membership (bodies: 1968, 192; 1967, 191)	4,039,788	4,583,968	36,346	36,830	3,863,881	3,167,680
Grand Totals	126,446,110	125,778,656	321,079	321,069	46,834,098	47,350,676

* Indicates public school children receiving religious instruction.
a–[illegible], b–[illegible], c–[illegible], d–1965, e–1964, f–[illegible], g–[illegible], h–1961, i–1960, j–1959, k–1958, l–1957, m–1956, n–1952, o–1954, p–1952, q–1951, r–1950 figure.
Source: *Yearbook of American Churches*, 1969 and 1968.

PER CAPITA GIVING OF LARGER RELIGIOUS BODIES IN U.S.—1967

	Per Member Benevolences	Total Per Member
United Presbyterian U.S.A.	$27.05	$111.37
United Church of Christ	$12.36	$85.56
American Baptist Convention	$14.55	$82.64
Lutheran Church—Missouri Synod	$19.95	[illegible]
The Episcopal Church	$11.04	$69.94
The Methodist Church	$10.33	$64.61
Southern Baptist Convention	$10.81	$63.87

Source: Yearbook of American Churches

Changing Opinions of U.S. Adults on the Influence of Religion in American Life

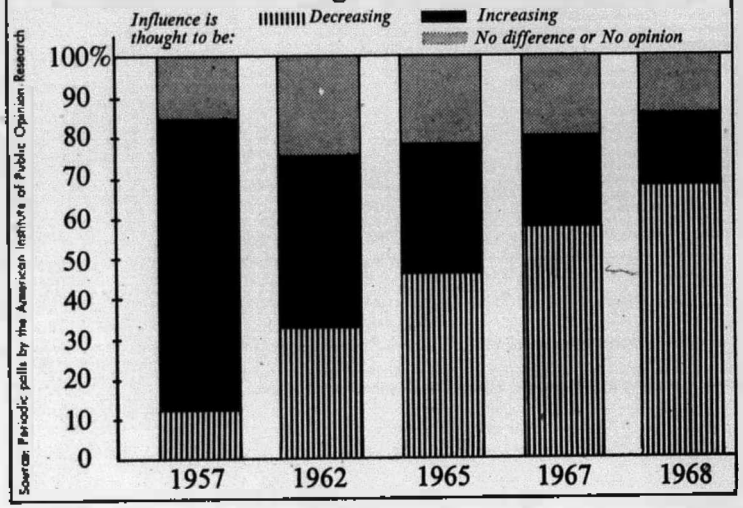

FINANCIAL REPORTS FROM 50* RELIGIOUS BODIES—1967

Religious Body	Benevolences as Percentage of Total Contributions	Per Member Reports		
		Total Benevolences	Congregational Expenses	Total Contributions
1. Assemblies of God		[illegible]		
2. Baptist: American Convention	[illegible]	[illegible]	[illegible]	[illegible]
3. Free Will			[illegible]	
4. General	[illegible]	[illegible]	[illegible]	[illegible]
5. General Conference[1]	[illegible]	[illegible]	[illegible]	[illegible]
6. North American General Conference[1]	[illegible]	[illegible]	[illegible]	[illegible]
7. Progressive National Convention		[illegible]		
8. Southern Convention	[illegible]	[illegible]	[illegible]	[illegible]
9. Brethren: Brethren in Christ[1]	[illegible]	[illegible]	[illegible]	[illegible]
10. Church of the Brethren	[illegible]	[illegible]	[illegible]	[illegible]
11. National Fellowship of Churches	[illegible]	[illegible]	[illegible]	[illegible]
12. Christian and Missionary Alliance				[illegible]
13. Christian Churches (Disciples of Christ)	[illegible]	[illegible]	[illegible]	[illegible]
14. Christian Churches of North America		[illegible]		
15. Church of the Nazarene	19.7	[illegible]	158.60	196.91
16. Church of God (Anderson, Indiana)	16.1	[illegible]	154.37	183.01
17. Churches of God in North America	16.6	[illegible]	68.46	82.10
18. Episcopal Church	15.2	[illegible]	58.91	69.94
19. Evangelical Congregational Church	19.2	[illegible]	81.87	101.37
20. Evangelical Covenant Church of America	20.8		162.73	221.00
21. Evangelical United Brethren	20.3	[illegible]	66.46	83.27
22. Friends United Meeting	28.0	[illegible]	47.41	65.82
23. Independent Fundamental Churches of America[1]		[illegible]		
24. Lutheran: American Lutheran Church	17.1	[illegible]	51.34	61.97
25. Lutheran Church in America	21.1	[illegible]	48.01	60.82
26. Missouri Synod	24.6	[illegible]	61.00	80.94
27. Evangelical Synod	22.2	[illegible]	47.76	61.30
28. Mennonite: General Conference	48.0	[illegible]	86.09	166.43
29. Mennonite Church	43.0	[illegible]	89.90	157.69
30. Methodist: African Union First Colored Protestant[1]	10.6	[illegible]	7.00	8.71
31. Free Church of North America	42.8	[illegible]	130.68	228.42
32. The Methodist Church	15.9	[illegible]	54.27	64.61
33. Wesleyan	13.1	[illegible]	237.48	330.90
34. Missionary Church Association	33.0	[illegible]		208.54
35. Moravian Church in America (Northern Province)	16.3	[illegible]	46.72	72.03
36. Pentecostal Holiness	10.4	[illegible]	128.98	143.77
37. Pilgrim Holiness	13.2	[illegible]	214.04	247.58
38. Presbyterian: Associate Reformed[1]	23.1	[illegible]	82.17	106.86
39. Cumberland	14.5	[illegible]	80.09	96.13
40. Orthodox Church	20.6	[illegible]	111.73	140.71
41. Presbyterian Church in the U. S.	20.7	[illegible]	98.58	140.14
42. Reformed Church, Evangelical Synod[1]	26.1	[illegible]	96.30	122.37
43. United Church in the U. S. A.	[illegible]	[illegible]	84.23	111.37
44. Reformed Church in America	[illegible]	[illegible]	64.63	96.68
45. Reorganized Church of Jesus Christ of LDS	53.8	[illegible]	25.41	58.88
46. Seventh-day Adventists				315.69
47. Triumph the Church and Kingdom of God in Christ	0.8	[illegible]	78.66	78.98
48. United Brethren in Christ[1]	22.3	[illegible]	108.00	138.98
49. United Church of Christ	14.5	[illegible]	72.19	84.58
50. United Missionary Church				300.47

*Largest among denominations who reported.
[1] 1966 figures.
[2] 1965 figures.
Source: Stewardship and Benevolence, National Council of the Churches of Christ in the U.S.A.

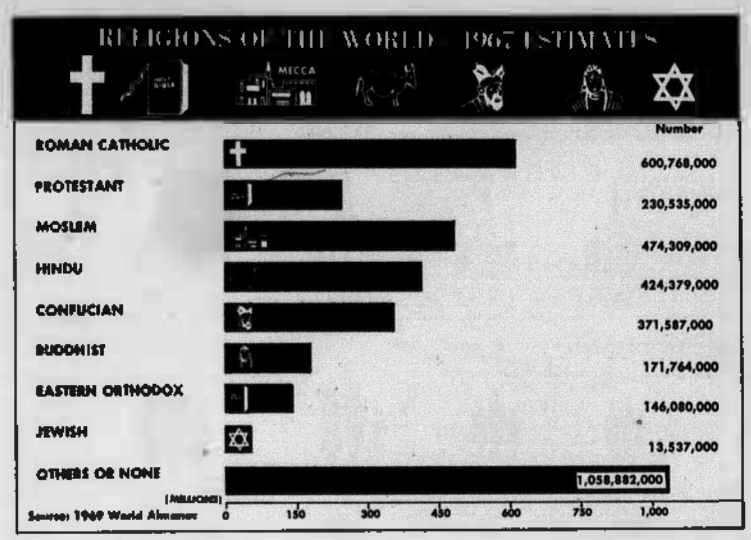

RELIGIONS OF THE WORLD, BY CONTINENT—1967 ESTIMATES

Religion	North America[1]	South America	Europe	Asia	Africa	Oceania[2]	Total
Total Christian	208,015,000	148,937,000	303,280,000	89,364,000	46,328,000	13,646,000	977,553,000
Roman Catholic	121,604,000	146,017,000	261,483,000	47,184,000	30,856,000	3,087,000	600,768,000
East Orthodox	2,639,000	47,000	124,233,000	2,806,000	5,273,000	84,000	145,080,000
Protestant	83,775,000	2,872,000	116,564,000	19,908,000	9,410,000	2,672,000	230,535,000
Jewish[3]	6,035,000	700,000	4,035,000	2,460,000	238,000	74,000	13,537,000
Moslem[4]	41,000	410,000	12,670,000	339,776,000	100,383,000	118,000	474,309,000
Zoroastrian				150,000			150,000
Shinto	31,000	118,000	2,000	70,315,000			70,363,000
Taoist	16,000	19,000	12,000	54,277,000			54,324,000
Confucian	90,000	109,000	85,000	371,261,000	8,000	57,000	371,587,000
Buddhist[5]	123,000	157,000		171,425,000			171,764,000
Hindu	84,000	633,000	160,000	421,309,000	1,456,000	318,000	424,379,000
Others or none	61,619,000	10,136,000	101,191,000	465,186,000	168,743,000	4,189,000	834,068,000
Grand Total	198,061,000	170,219,000	621,201,000	1,974,483,000	313,065,000	17,606,000	3,291,634,000

[1] Includes Central America and the West Indies. [2] Includes Australia, New Zealand. [3] Includes total Jewish population whether or not related to the synagogue. [4] Moslem figures for China are unknown; estimates vary from 12,000,000 to 50,000,000. [5] No one knows how many Buddhists there are; estimates vary greatly as many are in China and an accurate count is impossible.

Source: 1969 World Almanac.

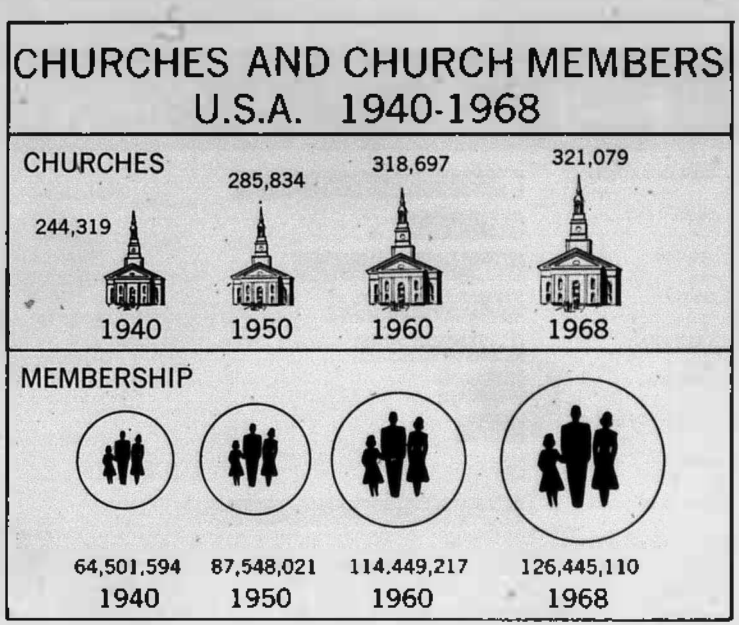

DIRECTORY OF CHRISTIAN GROUPS IN UNITED STATES

I. COOPERATIVE AGENCIES

American Council of Christian Churches: 15 Park Row, New York, N.Y. 10028; information declined.

National Association of Evangelicals: 1NI40 Street, Wheaton, Ill. 60187; Billy A. Melvin, executive director.

National Council of Churches: 475 Riverside Drive, New York, N.Y. 10027; Arthur S. Flemming, president; R. H. Edwin Espy, general secretary; David R. Hunter, deputy general secretary.

Division of Christian Life and Mission: 475 Riverside Drive, New York, N.Y. 10027; Jon L. Regier, associate general secretary.

Division of Christian Education: 475 Riverside Drive, New York, N.Y. 10027; Gerald E. Knoff, associate general secretary.

Department of Educational Development: Eli F. Wismar, executive director.

Department of Higher Education: Hubert C. Noble, executive director.

Department of Education for Mission: William C. Walsar, executive director.

Department of Ministry: John Bierndorf, executive director.

Division of Overseas Ministries: 475 Riverside Drive, New York, N.Y. 10027; David M. Stowe, associate general secretary.

Department of Church World Service: James MacCracken, executive director.

Department of Specialized Ministries: Howard Schomer, executive director.

Division of Christian Unity: 475 Riverside Drive, New York, N.Y. 10027; Cynthia C. Wedel, associate general secretary.

Office of Planning and Program: 475 Riverside Drive, New York, N.Y. 10027; (_____), associate general secretary.

Office of Communication: 475 Riverside Drive, New York, N.Y. 10027; Lawrence W. MacMaster, Jr., acting associate general secretary.

Department of Information: Fletcher Coates, executive director.

Office of Administration: 475 Riverside Drive, New York, N.Y. 10027; H. Leroy Brininger, associate general secretary.

Department of Financial Development: Donald F. Landwer and Robert F. Burns, Jr., co-executive directors.

Department of Financial Management: Stephen A. Feke, executive director.

Department of Personnel: Helen F. Kindt, executive director.

Department of Organization and Management: William P. Haase, executive director.

Department of Business Services: Howard A. Beasey, executive director.

Department of Publication Services: Paul E. Bergman, executive director.

2. MAJOR DENOMINATIONAL GROUPS

Seventh-day Adventists: Headquarters, 6840 Eastern Avenue, N.W., Takoma Park, Washington, D. C. 20012; W. R. Beach, secretary.

Assemblies of God: Headquarters, 1445 Boonville Avenue, Springfield, Missouri 65802; Thomas F. Zimmerman, gen. superintendent.

American Baptist Convention: Headquarters: Valley Forge, Pennsylvania 19481; E. H. Tuller, general secretary.

National Association of Free Will Baptists: 1134 Murfreesboro Rd., Nashville, Tennessee 37217; Rufus Coffey, executive secretary.

National Baptist Convention, U.S.A., Inc.: J. H. Jackson, president, 405 E. 51st Street, Chicago, Illinois 60615.

North American Baptist Association: 716 Main Street, Little Rock, Arkansas 72201; W. R. Spear, president.

Southern Baptist Convention: 460 James Robertson Parkway, Nashville, Tennessee 37219; Porter Routh, executive secretary of Executive Committee; Clifton J. Allen, recording secretary of the Convention, 127 Ninth Ave., North, Nashville, Tennessee 37203.

United Free Will Baptists: Headquarters, 1057 University St., Kinston, North Carolina 28501; Ralph D. Pridgen, general moderator; J. M. Jackson, chairman of executive board, Pinehurst, North Carolina.

Christian Church (Disciples of Christ): Headquarters, 221 Ohmer, Box 10136, Indianapolis, Indiana 46219; A. Dale Fiers, general minister and president.

Church of Christ, Scientist: Headquarters, 107 Falmouth Street, Boston, Mass. 02115; Directors: Clayton Bion Craig, Thomas E. Hurley, Inman H. Douglass, Arthur P. Wuth, Mrs. Lenore D. Hanks. President, Gordon V. Comer; treasurer, Roy Garrett Watson; clerk, Charles Henry Gabriel.

Church of God (Cleveland, Tennessee): Charles W. Conn, general overseer; C. Raymond Spain, general secretary-treasurer, Keith at 25th, N. W., Cleveland 37311.

Church of God (Anderson, Indiana): Charles V. Weber, executive secretary of the Executive Council; Roscoe Snowden, director of Church Service; Paul Tanner, director of World Service, Box 2420, Anderson 46011.

Church of the Nazarene: Headquarters, 6401 The Paseo, Kansas City, Missouri 64131; B. Edgar Johnson, general secretary.

Churches of Christ: No general organization.

United Church of Christ: 297 Park Avenue, S., New York, N.Y. 10010; Ben M. Herbster, president.

Jewish Congregations: Union of American Hebrew Congregations, central body of Reform Judaism in the United States and Canada, 838 Fifth Avenue, New York, N.Y. 10021; Maurice N. Eisendrath, president.

The Church of Jesus Christ of Latter-day Saints: Headquarters, 47 East South Temple Street, Salt Lake City, Utah 84111; David O. McKay, president.

The American Lutheran Church: Headquarters, 422 S. Fifth Street, Minneapolis, Minnesota 55415; Fredrik A. Schiotz, president.

The Lutheran Church—Missouri Synod: Headquarters, 210 North Broadway, St. Louis, Missouri 63102; Oliver R. Harms, president.

Lutheran Church in America: Headquarters, 231 Madison Avenue, New York, N. Y. 10016; Robert J. Marshall, president; George F. Harkins, secretary; Carl M. Anderson, treasurer.

The Methodist Church: Charles D. White, secretary of General Conference, 1540 Westbrook Circle, Gastonia, North Carolina 28052.

Cumberland Presbyterian: H. Shaw Seates, stated clerk, Box 4148, Memphis, Tennessee.

Presbyterian Church in the U.S.: Headquarters, 341 Ponce de Leon Avenue, N.E., Atlanta, Georgia 30308; James A. Millard, Jr., stated clerk-treasurer.

United Presbyterian Church in the U.S.A.: Headquarters, 519 Witherspoon Building, Philadelphia, Pennsylvania 19107; William P. Thompson, stated clerk.

Protestant Episcopal: Headquarters, 815 Second Avenue, New York, N. Y. 10017; John E. Hines, presiding bishop.

The Roman Catholic Church: Luigi Raimondi, Apostolic Delegate to the United States, 1339 Massachusetts Avenue, N.W., Washington, D. C. 20008.

The Salvation Army: National Headquarters, 120-130 West Fourteenth Street, New York, N.Y. 10011; Commissioner Samuel Hepburn, National Commander; Lt. Commissioner John Grace, national chief secretary.

SECTION III

FACTS OF INTEREST

BIRTHS PER THOUSAND POPULATION

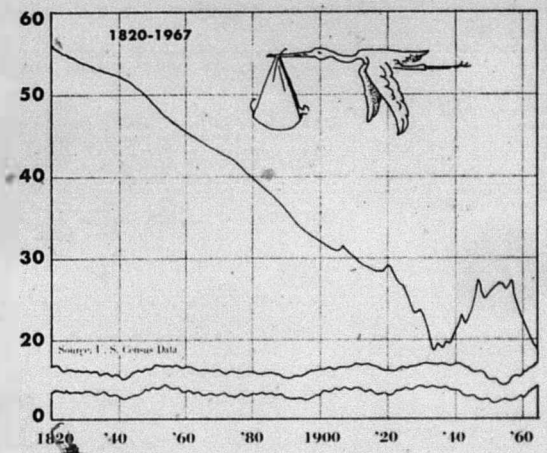

The Birth Rate in Historical Perspective

CURRENT ANNUAL U.S. DEATH RATE 9.5 PER 1,000 POPULATION



U. S. Population Density 1800-1960

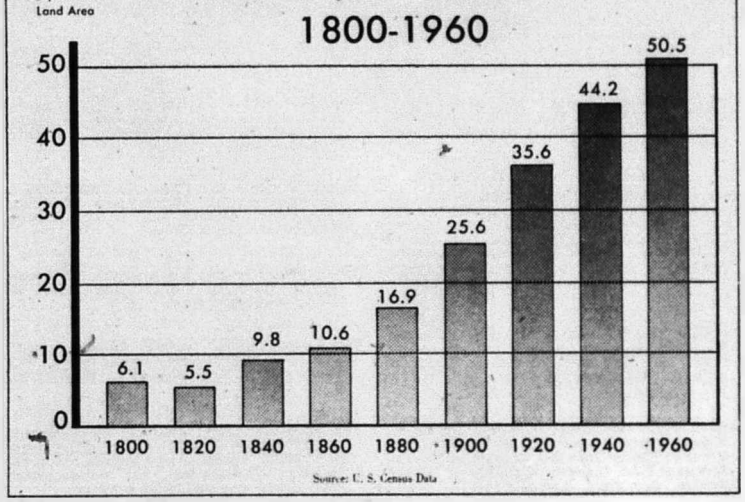

CENTER OF POPULATION FOR THE UNITED STATES: 1790 TO 1980

Alaska and Hawaii included 1950 to 1980

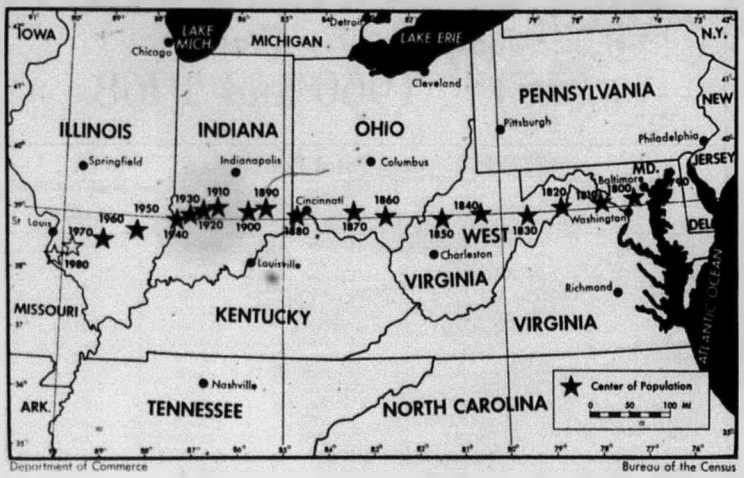

THE RISING U.S. CRIME RATE



	1960	1962	1964	1966	1968*
Murders	9,000	8,400	9,300	10,900	14,200
Forcible rapes	16,900	17,200	21,000	25,300	31,300
Robberies	107,400	110,400	129,800	157,300	261,500
Burglaries	897,400	978,200	1,193,600	1,387,200	1,885,000
Larcenies $50 or over	306,200	573,100	732,000	894,000	1,292,000
Auto thefts	325,700	364,100	469,300	557,000	815,000

*Annual rate based on total for first six months.

Source: Federal Bureau of Investigation

U. S. POPULATION
By States
1960 and 1968

State	Total Population 1960	1968*	Net change, 1960-1968 Number	Percent
Alabama	3,267,000	3,555,000	+ 288,000	+ 8.8
Alaska	226,000	275,000	+ 49,000	+21.7
Arizona	1,302,000	1,657,000	+ 355,000	+27.3
Arkansas	1,786,000	1,980,000	+ 194,000	+10.9
California	15,717,000	19,385,000	+ 3,668,000	+23.3
Colorado	1,754,000	1,990,000	+ 236,000	+13.4
Connecticut	2,535,000	2,950,000	+ 415,000	+16.4
Delaware	446,000	528,000	+ 82,000	+18.4
Dist. of Col.	764,000	810,000	+ 46,000	+ 6.0
Florida	4,952,000	6,065,000	+ 1,113,000	+22.4
Georgia	3,943,000	4,545,000	+ 602,000	+15.3
Hawaii	633,000	746,000	+ 113,000	+17.9
Idaho	667,000	702,000	+ 35,000	+ 5.2
Illinois	10,081,000	10,940,000	+ 859,000	+ 8.5
Indiana	4,662,000	5,020,000	+ 358,000	+ 7.7
Iowa	2,758,000	2,750,000	− 8,000	− 0.3
Kansas	2,179,000	2,280,000	+ 101,000	+ 4.6
Kentucky	3,038,000	3,198,000	+ 160,000	+ 5.3
Louisiana	3,257,000	3,684,000	+ 427,000	+13.1
Maine	969,000	972,000	+ 3,000	+ 0.3
Maryland	3,101,000	3,720,000	+ 619,000	+20.0
Massachusetts	5,149,000	5,440,000	+ 291,000	+ 5.7
Michigan	7,823,000	8,630,000	+ 807,000	+10.3
Minnesota	3,414,000	3,588,000	+ 174,000	+ 5.1
Mississippi	2,178,000	2,358,000	+ 180,000	+ 8.3
Missouri	4,320,000	4,617,000	+ 297,000	+ 6.9
Montana	675,000	700,000	+ 25,000	+ 3.7
Nebraska	1,411,000	1,435,000	+ 24,000	+ 1.7
Nevada	285,000	456,000	+ 171,000	+60.0
New Hampshire	607,000	690,000	+ 83,000	+13.7
New Jersey	6,067,000	7,065,000	+ 998,000	+16.4
New Mexico	951,000	1,005,000	+ 54,000	+ 5.7
New York	16,782,000	18,440,000	+ 1,658,000	+ 9.9
North Carolina	4,556,000	5,058,000	+ 502,000	+11.0
North Dakota	632,000	638,000	+ 6,000	+ 0.9
Ohio	9,706,000	10,504,000	+ 798,000	+ 8.2
Oklahoma	2,328,000	2,505,000	+ 177,000	+ 7.6
Oregon	1,769,000	2,014,000	+ 245,000	+13.8
Pennsylvania	11,319,000	11,642,000	+ 323,000	+ 2.9
Rhode Island	859,000	903,000	+ 44,000	+ 5.1
South Carolina	2,383,000	2,614,000	+ 231,000	+ 9.7
South Dakota	681,000	672,000	− 9,000	− 1.3
Tennessee	3,567,000	3,912,000	+ 345,000	+ 9.7
Texas	9,580,000	10,955,000	+ 1,375,000	+14.3
Utah	891,000	1,033,000	+ 142,000	+15.9
Vermont	390,000	418,000	+ 28,000	+ 7.2
Virginia	3,967,000	4,373,000	+ 406,000	+10.3
Washington	2,853,000	3,100,000	+ 247,000	+ 8.7
West Virginia	1,860,000	1,790,000	− 70,000	− 3.8
Wisconsin	3,952,000	4,200,000	+ 248,000	+ 6.3
Wyoming	330,000	313,000	− 17,000	− 5.2
Total U.S.	179,323,000	199,020,000	+19,697,000	+11.0

Source: U.S. Census Bureau

*Provisional estimates

AN INTERNATIONAL COMPARISON OF THE SPIRALING COST OF CONSUMER GOODS

[Based on Consumer Price Index 1957-59 = 100]

As of May, 1968

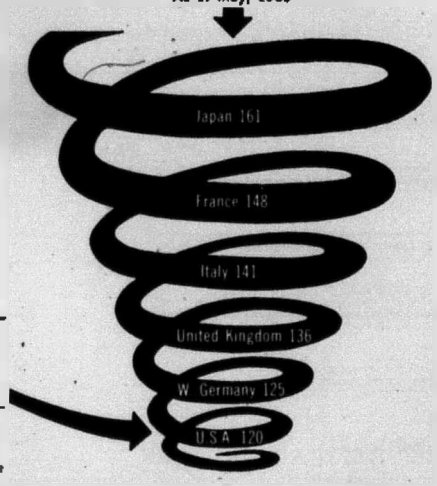

Read as follows:

It takes $1.20 to buy the same goods that cost, on the average, $1.00 during 1957-1959.

Source: Dept. of Commerce

AVAILABILITY OF SELECTED CONSUMER DURABLES

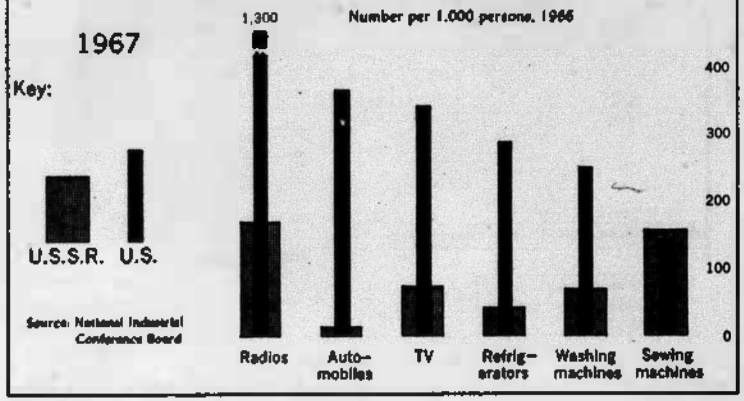

Source: National Industrial Conference Board

DISTRIBUTION OF EXPENDITURES FOR "AVERAGE AMERICAN FAMILY"

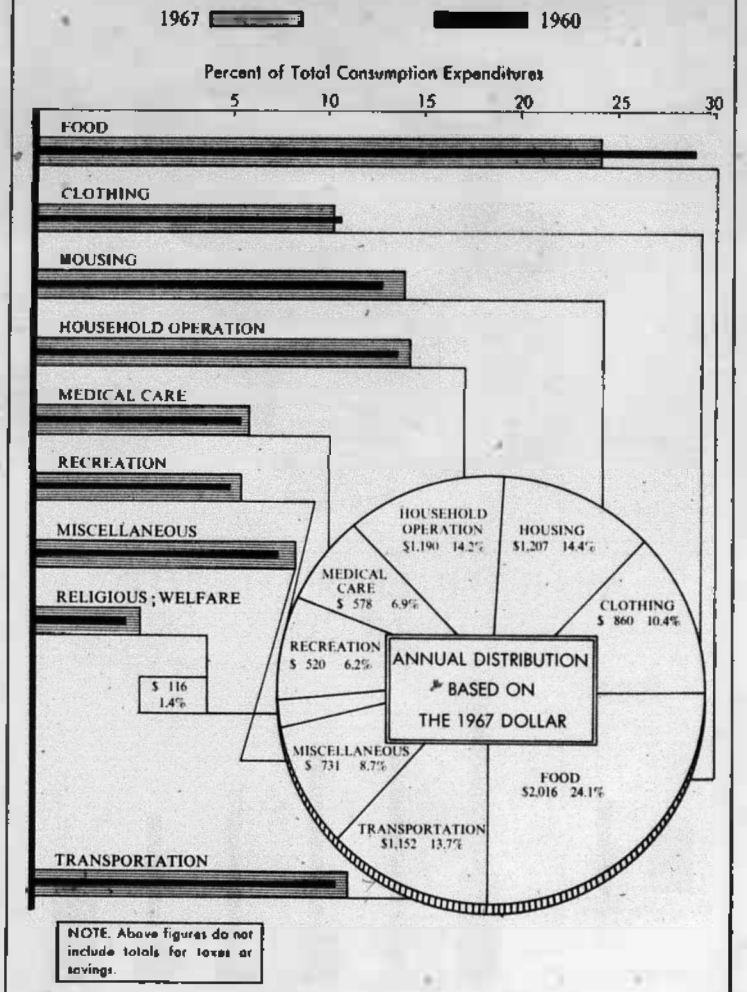

SOURCE: Department of Commerce

ESTIMATED LIFETIME EARNINGS BY YEARS OF FORMAL EDUCATION

5 or more years of college
$587,000

Less than 8 years grade school
$189,000

4 years of college
$508,000

1-3 years of college
$384,000

Source: Bureau of the Census

4 years of high school
$341,000

PER CAPITA INCOME, 1967

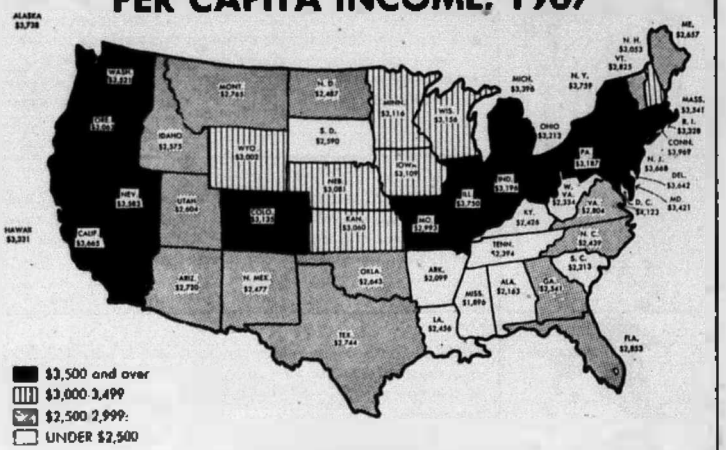

Source. U. S. Department of Commerce

FACTUAL BARGAIN COUNTER

A YOUNG POPULATION—Of the 201 million (mid-1968) people in the United States, 59.5% are too young to remember the Depression; 50.3% are too young to remember World War II; 18.4% were not yet born when President Kennedy was inaugurated.

MURDER, A FAMILY AFFAIR—About 38 percent of all homicides in this country are committed within the family, while an additional 40 percent occur among friends who are not related.

ALCOHOLISM—The cost of alcoholism to American industry due to absenteeism is two billion dollars each year, according to the medical director of Bethlehem Steel.

HOW MUCH DO YOU EAT?—An average family of four in the U.S. eats 2.5 tons of food each year, according to the Agriculture Department. It is divided into three fourths of a ton of dairy products, a ton of meat and poultry, one half ton of fruits and vegetables, and one fourth ton of other items.

IT'S YOUR DEBT—On the basis of a five-day work week, with every breath you take the federal government goes into debt an additional $4,162. These figures are based on an increase in the debt of $40 million per day, and the normal rate of inhaling and exhaling once every three seconds.

COLLEGE COSTS—Annual college costs for students in public schools is approximately $1,700. For private colleges it is about $2,600. Projections to 1976 show an estimate of $2,100 for public colleges and $3,190 for private colleges.

POVERTY IN THE UNITED STATES

1959-1967

Poverty is defined by the Social Security Administration and based upon size of family, income, minimum food plan, and residence. A nonfarm family of four requires a minimum of $3,335 to avoid poverty.

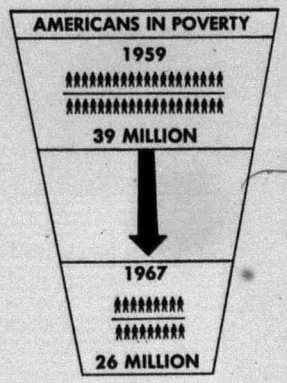

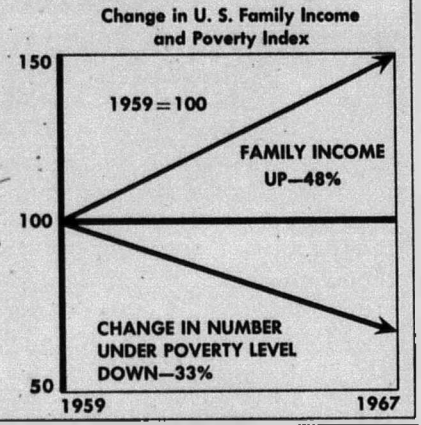

Source: U. S. Dept. of Commerce

POVERTY POCKETS—1966

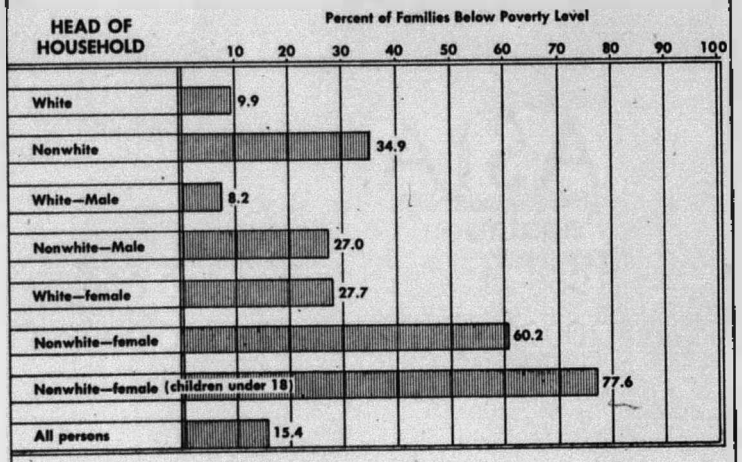

Source: U. S. Department of Commerce

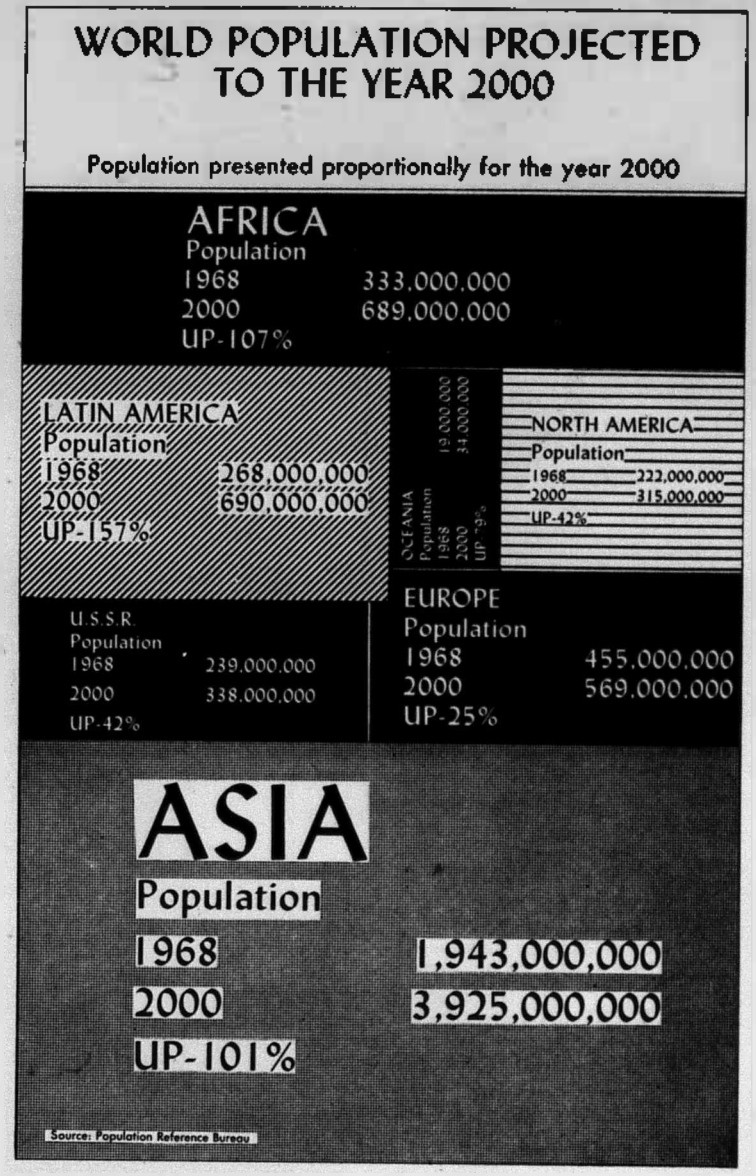

SECTION IV

Southern Baptist Directories

SOUTHERN BAPTIST CONVENTION

W. A. Criswell, president, First Baptist Church, Dallas, Texas
1969 session: June 10-13, New Orleans, Louisiana
1970 session: June 2-5, Denver, Colorado
1971 session: June 1-4, St. Louis, Missouri
1972 session: June 6-9, Philadelphia, Pennsylvania
1973 session: June 12-15, Portland, Oregon

EXECUTIVE COMMITTEE OF THE CONVENTION

460 James Robertson Parkway, Nashville, Tennessee 37219
PORTER ROUTH, Executive Secretary-Treasurer
Tel. (615) 244-2355

GENERAL BOARDS

ANNUITY BOARD

511 North Akard, Dallas, Texas 75201
R. ALTON REED, Executive Secretary
Tel. (214) RI 7-9611

FOREIGN MISSION BOARD

3806 Monument Avenue, Richmond, Virginia 23230
BAKER J. CAUTHEN, Executive Secretary
Tel. (703) 353-0151

HOME MISSION BOARD

1350 Spring Street, N.W., Atlanta, Georgia 30309
ARTHUR B. RUTLEDGE, Executive Secretary-Treasurer
Tel. (404) 873-4041

SUNDAY SCHOOL BOARD

127 Ninth Avenue, North, Nashville, Tennessee 37203
JAMES L. SULLIVAN, Executive Secretary-Treasurer
Tel. (615) 254-1631

INSTITUTIONS

GOLDEN GATE BAPTIST THEOLOGICAL SEMINARY

Strawberry Point, Mill Valley, California 94941
HAROLD K. GRAVES, President
Tel. (415) 388-8080

MIDWESTERN BAPTIST THEOLOGICAL SEMINARY

5001 North Oak Street Trafficway, Kansas City, Missouri 64118
MILLARD J. BERQUIST, President
Tel. (816) GL 3-4600

NEW ORLEANS BAPTIST THEOLOGICAL SEMINARY

3939 Gentilly Boulevard, New Orleans, Louisiana 70126
H. LEO EDDLEMAN, President
Tel. (504) 282-4455

SOUTHEASTERN BAPTIST THEOLOGICAL SEMINARY

Wake Forest, North Carolina 27587
OLIN T. BINKLEY, President
Tel. (919) 556-3101

THE SOUTHERN BAPTIST THEOLOGICAL SEMINARY

2825 Lexington Road, Louisville, Kentucky 40206
DUKE K. McCALL, President
Tel. (502) 897-4011

SOUTHWESTERN BAPTIST THEOLOGICAL SEMINARY

Box 22000-A, Fort Worth, Texas 76122
ROBERT E. NAYLOR, President
Tel. (817) WA 3-1921

SEMINARY EXTENSION DEPARTMENT

SOUTHERN BAPTIST SEMINARIES
307 SBC Bldg., 460 James Robertson Parkway, Nashville, Tennessee 37219
Mailing Address: P. O. Box 1411, Nashville, Tennessee 37202
Tel. (615) 242-2453

SOUTHERN BAPTIST FOUNDATION

202 SBC Bldg., 460 James Robertson Parkway, Nashville, Tennessee 37219
KENDALL BERRY, Executive Secretary-Treasurer
Tel. (615) 254-8823

SOUTHERN BAPTIST HOSPITALS, INC.

2700 Napoleon Avenue, New Orleans, Louisiana 70115
HARDY M. HARRELL, Executive Secretary-Treasurer
Tel. (504) 891-1296

STANDING COMMITTEE

BAPTIST JOINT COMMITTEE ON PUBLIC AFFAIRS

200 Maryland Avenue, N.E., Washington, D.C. 20002
C. EMANUEL CARLSON, Executive Director
Tel. (202) 544-4226

COMMISSIONS

COMMISSION ON THE AMERICAN BAPTIST THEOLOGICAL SEMINARY

460 James Robertson Parkway, Nashville, Tennessee 37219
HERMAN F. BURNS, Chairman
Seminary: 1800 White's Creek Pike, Nashville, Tennessee 37207
[_____], President
Tel. (615) 262-3433

BROTHERHOOD COMMISSION

1548 Poplar Avenue, Memphis, Tennessee 38104
GEORGE W. SCHROEDER, Executive Secretary-Treasurer
Tel. (901) 276-7392

THE CHRISTIAN LIFE COMMISSION

303 SBC Bldg., 460 James Robertson Parkway, Nashville, Tennessee 37219
FOY VALENTINE, Executive Secretary-Treasurer
Tel. (615) 244-2495

EDUCATION COMMISSION

318 SBC Bldg., 460 James Robertson Parkway, Nashville, Tennessee 37219
RABUN L. BRANTLEY, Executive Secretary
Tel. (615) 244-2362

HISTORICAL COMMISSION

127 Ninth Avenue, North, Nashville, Tennessee 37203
DAVIS C. WOOLLEY, Executive Secretary
Tel. (615) 254-1631

THE RADIO AND TELEVISION COMMISSION

6350 West Freeway, Fort Worth, Texas 76116
PAUL M. STEVENS, Executive Secretary-Treasurer-Director
Tel. (817) PE 7-4011

STEWARDSHIP COMMISSION

212 SBC Bldg., 460 James Robertson Parkway, Nashville, Tennessee 37219
MERRILL D. MOORE, Executive Director-Treasurer
Tel. (615) 244-2303

ASSOCIATED ORGANIZATIONS

WOMAN'S MISSIONARY UNION

600 North 20th Street, Birmingham, Alabama 35203
ALMA HUNT, Executive Secretary
Tel. (205) 323-8767

BAPTIST WORLD ALLIANCE

1628 Sixteenth Street, N.W., Washington, D.C. 20009
JOSEF NORDENHAUG, General Secretary
Tel. (202) 265-5027

AMERICAN BIBLE SOCIETY

1865 Broadway, New York, N.Y. 10023
ROY I. MADSEN, Executive Secretary, Church Relations Dept.
Tel. (212) 581-7400
THOMAS T. HOLLOWAY, Field Secretary
511 North Akard, Dallas, Texas 75201
Tel. (214) 742-8313

STATE CONVENTIONS—HEADQUARTERS AND STATE OFFICERS

State	Name of State Body	Convention Headquarters	Date Founded	Executive Secretary	Assistant or Associate Secretary
Ala.	Alabama Baptist State Convention	2001 East South Boulevard Montgomery 36102	1823	George E. Bagley Ph. 265-2408	Claude Ammerman
Alaska	Alaska Baptist Convention	Box 80 Anchorage 99501	1946	E. W. Hunke, Jr. Ph. 277-7082	
Ariz.	Arizona Southern Baptist Convention	400 West Camelback Phoenix 85013	1925	Charles L. McKay Ph. 264-6421	Roy F. Sutton
Ark.	Arkansas Baptist State Convention	525 West Capitol Little Rock 72201	1848	S. A. Whitlow Ph. 376-4791	Ralph Douglas
Calif.	The Southern Baptist General Convention of California	678 East Shaw P. O. Box 5168 Fresno 93755	1940	Robert D. Hughes Ph. 229-9833	
Colo.	Colorado Baptist General Convention	P. O. Box 22005 Denver 80222	1956	Glen E. Braswell Ph. 771-3480	O. L. Baylous
D.C.	District of Columbia Baptist Convention	1628 16th Street, N.W. Washington 20009	1877	M. Chandler Stith Ph. CO 5-1636	
Fla.	Florida Baptist Convention	1230 Hendricks Avenue Jacksonville 32207	1854	Harold C. Bennett Ph. 359-2261	A. O. Bean
Ga.	Baptist Convention of the State of Georgia	291 Peachtree Street, N.E. Atlanta 30303	1822	Searcy S. Garrison Ph. 522-5353	Ernest J. Kelley
Hawaii	Hawaii Baptist Convention	1225 Nebon Street Honolulu 96822	1943	Edmond Walker Ph. 537-2557	
Ill.	Illinois Baptist State Association	Box 271 Carbondale 62901	1907	James H. Smith Ph. 549-2161	Arthur E. Farmer
Ind.	State Convention of Baptists in Indiana	900 N. High School Road P. O. Box 24036 Indianapolis 46224	1960	F. Harmon Moore Ph. 241-9317	
Kan.	Kansas Convention of Southern Baptists	Box 729 Wichita 67201	1946	N. J. Westmoreland Ph. WH 2-9383	Galen Irby
Ky.	Kentucky Baptist Convention	Kentucky Baptist Building Middletown 40243	1837	Harold G. Sanders Ph. 245-4101	
La.	Louisiana Baptist Convention	Box 311 Alexandria 71301	1848	Robert L. Lee Ph. 442-3011	W. L. Sewell
Md.	Baptist Convention of Maryland	Baptist Building 1313 York Road Lutherville 21093	1836	Roy D. Gresham Ph. ID 3-0914	
Mich.	Baptist State Convention of Michigan	Baptist Building 2519 Cass Avenue Detroit 48201	1867	Fred D. Hubbs Ph. WO 3-2621	
Miss.	Mississippi Baptist Convention	Baptist Building P. O. Box 530 Jackson 39205	1836	W. Douglas Hudgins Ph. 354-3704	
Mo.	Missouri Baptist Convention	Baptist Building 215 Adams Jefferson City 65101	1824	Earl O. Harding Ph. 636-8131	
Mont. Wyo. N.D. and S.D.	Northern Plains Baptist Convention	P. O. Box 1229 Rapid City, S. Dakota 57701	1966	John P. Baker Ph. 342-5572	
N. Mex.	Baptist Convention of New Mexico	616 Central, S.E. Box 485 Albuquerque 87103	1912	R. Y. Bradford Ph. 247-0586	
N.C.	Baptist State Convention of North Carolina	301 Hillsborough Street Raleigh 27603	1830	Perry Crouch Ph. 833-1601	
Ohio	State Convention of Baptists in Ohio	1680 East Broad Street Columbus 43203	1854	Ray F. Roberts Ph. 253-3837	Darty F. Stowe
Okla.	Baptist General Convention of Oklahoma	Baptist Building 1141 North Robinson Oklahoma City 73103	[illegible]	Thomas Bert Lackey Ph. CE 6-4241	Joe L. Ingram
Oregon-Wash.	Baptist General Convention of Oregon-Washington	811 N.W. 20th Avenue Portland, Oregon 97209	1948	Wm. Eugene Grubbs Ph. 224-3803	Bennett C. Cook W. C. Carpenter, Jr.
S.C.	General Board of South Carolina Baptist Convention	907 Richland Street Columbia 29201	1821	Horace G. Hammett Ph. 256-6344	Harold Cole
Tenn.	Tennessee Baptist Convention	1812 Belmont Boulevard Nashville 37203	1874	W. Fred Kendall Ph. 297-0951	Gene Kerr
Texas	Baptist General Convention of Texas	Baptist Building 702 North Ervay Dallas 75201	1848	T. A. Patterson Ph. RI 1-1991	
Utah-Idaho	Utah-Idaho Southern Baptist Convention	626 South Main St.—84101 P. O. Box 2646 Salt Lake City 84110	1964	Charles Ashcraft Ph. 532-3665	Darwin Walsh
Va.	Baptist General Association of Virginia	P. O. Box 8566 Monument Ave. at Willow Lawn Drive Richmond 23226	1823	Richard M. Stephenson Ph. 282-0751	John C. Ivins

STATE BAPTIST PAPERS, SOUTHERN BAPTIST CONVENTION—1968

State	Name of Paper	Editor	Business Manager	Circulation	Subscription Per Year	Frequency Issued	Date Founded
Ala.	The Alabama Baptist P. O. Box 2437-A Birmingham 35205	Hudson Baggett	Jack Brymer	147,000	$2.50 & 1.56	Weekly	1843
Alaska	Alaska Convention Messenger P. O. Box 80 Anchorage 99501	E. W. Hunke, Jr.	E. W. Hunke, Jr.	2,500	3.00	Monthly	1945
Ariz.	Baptist Beacon 400 W. Camelback Rd. Phoenix 85013	M. Frank Gilham	Mary Lu Sweeney	10,400	2.50 & 2.25	Weekly	1933
Ark.	Arkansas Baptist Newsmagazine 525 West Capitol Ave. Little Rock 72201	Erwin L. McDonald	Erwin L. McDonald	50,000	275	Weekly	1901
Calif.	The California Southern Baptist P. O. Box 5168 Fresno 93755	J. Terry Young	J. Terry Young	27,000	3.00	Weekly	1941
Colo.	Rocky Mountain Baptist P. O. Box 22005 Denver 80222	O. L. Baylous	O. L. Baylous	10,300	2.00	Weekly	1956
D.C.	Capital Baptist 1628 16th St., N. W. Washington 20009	James O. Duncan	James O. Duncan	7,200	2.00	Weekly	1954
Fla.	Florida Baptist Witness 1230 Hendricks Ave. Jacksonville 32207	W. G. Stracener	W. G. Stracener	57,404	2.25	Weekly	1854
Ga.	The Christian Index 291 Peachtree St., N.E. Atlanta 30303	Jack U. Harwell	Jack U. Harwell	134,000	2.25	Weekly	1822
Hawaii	The Hawaii Baptist 1225 Nebon Street Honolulu 96822	Edmond R. Walker	.....	1,200	1.50	Monthly	1947
Ill.	The Illinois Baptist P. O. Box 271 Carbondale 62901	Robert J. Hastings	Robert J. Hastings	40,000	3.00 for 2 yrs.	Weekly	1906
Ind.	Indiana Baptist Box 24036 Indianapolis 46224	Alvin C. Shackleford	Alvin C. Shackleford	6,000	2.25	Weekly	1960
Kans.	Baptist Digest Box 729, Wichita 67201	N. J. Westmoreland	Marjorie Moratto	6,000	3.00	Weekly	1946
Ky.	Western Recorder Kentucky Baptist Building Middletown 40243	C. R. Daley	G. A. Price, Jr.	63,000	2.50 & 1.50	Weekly	1838
La.	Baptist Message Box 311, Alexandria 71301	James F. Cole	James F. Cole	55,000	2.75	Weekly	1886
Md.	The Maryland Baptist 1313 York Road Lutherville 21093	R. G. Puckett	.....	19,000	2.00 & 1.50	Weekly	1849
Mich.	Michigan Baptist Advocate, 2519 Cass Ave. Detroit 48201	Fred D. Hubbs	Fred D. Hubbs	4,020	1.50 & 1.25	Semi-monthly	1867
Miss.	The Baptist Record P. O. Box 530 Jackson 39205	Joe T. Odle	.....	100,000	2.50	Weekly	1877
Mo.	Word and Way Missouri Baptist Building Jefferson City 65101	W. Ross Edwards	W. Ross Edwards	46,000	2.00 & 1.44	Weekly	1895
N. Mex.	Baptist New Mexican Box 485 Albuquerque 87103	C. Eugene Whitlow	C. Eugene Whitlow	15,000	2.00	Weekly	1909
N.C.	Biblical Recorder P. O. Box 9335 Raleigh 27603	J. Marse Grant	J. Marse Grant	90,000	2.00	Weekly	1833
Ohio	Ohio Baptist Messenger 1680 E. Broad Street Columbus 43203	L. H. Moore	L. H. Moore	9,825	1.50 & 1.25	Weekly	1954
Okla.	Baptist Messenger 1141 N. Robinson Oklahoma City 73103	Jack L. Grits	Jack L. Grits	32,000	2.00	Weekly	1912
Oregon-Wash.	Pacific Coast Baptist 811 N. W. 20th Ave. Portland, Oregon 97209	C. E. Boyle	.....	5,200	2.00	Semi-monthly	1921
S.C.	The Baptist Courier Box 2168, Greenville 29602	John E. Roberts	John E. Roberts	95,025	2.75 & 2.25	Weekly	1869
Tenn.	Baptist and Reflector 1812 Belmont Blvd. Nashville 37203	James A. Lester	.....	73,000	2.25	Weekly	1835
Tex.	Baptist Standard P. O. Box 655 Dallas 75221	John J. Hurt	John A. Welch	369,653	2.30	Weekly	1889
Utah-Idaho	Utah-Idaho Southern Baptist Witness P. O. Box 2646 Salt Lake City 84110	Charles H. Ashcraft	.....	3,000	1.00	Semi-monthly	1965
Va.	The Religious Herald P. O. Box 8577 Richmond 23226	Reuben E. Alley	.....	34,500	2.50	Weekly	1828

BAPTIST STATE ASSEMBLIES

State	Name	Location	1969 Dates
Alabama	Shocco Springs Baptist Assembly	Talladega	June-September
Arizona	Paradise Valley Baptist Ranch	Prescott	June 9—August 15
Arkansas	Arkansas Baptist Assembly	Siloam Springs	June 30—July 19
California	Baptist Youth Assembly—Southern	Idyllwild	July 25—August 1
	Jenness Park Youth Assembly—Northern	Sonora	July 14-18
Colorado	Ponderosa Southern Baptist Assembly	Larkspur	June-August
Florida	Lake Yale Baptist Assembly	Leesburg	All year
	West Florida Baptist Assembly	Panama City	All year except winter
Georgia	Georgia Baptist Assembly	Tocoa	All year
	Camp Glynn	Brunswick	March-November
	Camp Pinnacle	Clayton	June-August
Hawaii	Pali Kalea Baptist Assembly	Waianae	.....
Illinois	Lake Sallatoonka	Pinckneyville	June 16—August 15
Indiana	Cedarna Baptist Site (new)	Martinsville	.....
Kentucky	Camp Carmel Family	Bagdad	All year
Louisiana	Tall Timbers (WMU)	Alexandria	June 16—August 23
Maryland	Maryland Baptist Summer Assembly	Frederick	July 21-26
Michigan	Bambi Lake Baptist Camp	Roscommon	July-August, weekends all year
Mississippi	Camp Garayva (WMU)	Clinton	June-August
	Camp Kittiwake	Pass Christian	June-August
	Gulfshore Baptist Assembly	Pass Christian	June-August
Missouri	Windermere Baptist Assembly	Roach	All year
New Mexico	Inlow Youth Camp	Tajique	June-August
	Royal Ambassador Camp	Cloudcroft	June-August
North Carolina	North Carolina Baptist Assembly	Southport	June 16—August 16
	Fruitland Baptist Camp	Hendersonville	June 16—August 16
	Camp CaRAway	Asheboro	June 9—August 16
	Truett Camp	Hayesville	June 16—August 8
	Camp Manda Vista (GAs)	Asheboro	June 16—August 8
Ohio	Seneca Lake Baptist Assembly	Senecaville	June 16—August 23
Oklahoma	Camp Hodgens	McAlester	May 26—July 13
	Falls Creek Baptist Assembly	Davis	July 14—August 9
	Indian Falls Creek Assembly	Davis	June 23-28
	National Baptist State Youth Camp	Davis	June 9-14
	Nunny-Cha-ha	Davis	June 12-14
	Oklahoma Conference of the Deaf	Davis	June 16—July 19
	YWA Retreat	Davis	May 24, 9-11
Oregon-Washington	Mount Baker Baptist Assembly	Deming, Washington	June 30—July 11, August 4-8, 11-15
South Carolina	Camp Rawls	Wagener	June 1—August 23
	McCall Royal Ambassador Camp	Seneca	June 9—August 16
Tennessee	Camp Carson Baptist Assembly	Newport	April 26—September 30
	Camp Linden Baptist Assembly	Linden	April 19—October 19
Texas	Area Assemblies	Amarillo, Brownwood, Clarendon, Cloudcroft (N. Mex.), Denton, Floydada, Gonzales, Marfa, New Caney, Nocton, Palacios, Sandia, Stanton, Vernon, Woodlake	.....
Virginia	Eagle Eyrie Baptist Assembly	Lynchburg	February 14—December 6
	Camp Vivermont (GAs)	Charlottesville	June 23—August 16
	Royal Ambassador Camp Peaks of Otter	Bedford	June 23—August 16
	Royal Ambassador Camp Pinkatank	Hartfield	June 16—August 16
	The Baptist Lodge (GAs)	Virginia Beach	June 23—August 14
	The Cedars (GAs)	Marion	June 23—August 9

drugs NEWSPAPERS DIRECT MAIL the bomb Satellites TELEVISION

Discover how these affect today's Christian in:

CHRISTIAN COMMUNICATOR'S HANDBOOK: A Practical Guide for Church Public Relations
by Floyd Craig
Mr. Craig establishes the need for a serious study of public relations as related to local churches. He defines public relations and determines what questions a church should ask about public relations. (26b) $3.50

SIGNS OF THE SECOND COMING
by Robert G. Witty
Mr. Witty feels strongly that the nuclear bomb, artificial satellites, and drug-induced hallucinogenic states are signs of the imminent Second Coming of Christ. A premillenial book that will inspire lively, thoughtful discussion. (26b) Paper, $1.95

BAPTIST BOOK STORE
Service with a Christian Distinction
Coast to Coast

Prices subject to change. Postage and delivery charges extra. State sales tax, if applicable, extra.

BAPTIST BOOK STORE
has a free gift for you
Our New 28-Page Colorful
Booklet

SOME THINGS BAPTISTS HOLD PRECIOUS

One Is Yours for the Asking
Visit, Write, or Call the
BAPTIST BOOK STORE
Most Convenient to You!

Explore Broadman Films' CAVE PLAN!



The CHURCH AUDIO-VISUAL EDUCATION PLAN features

Films — Filmstrips — Slides — Transparencies — Audio Aids—lease-purchase of a variety of audiovisual equipment, including overhead projectors, screens, record players, and many more items—at discount prices.

For more information, write:

BROADMAN FILMS DEPARTMENT
127 Ninth Avenue, North
Nashville, Tennessee 37203