# THE QUARTERLY REVIEW

SOUTHERN BAPTIST HANDBOOK

IN THIS ISSUE. . .

SECTION I
Southern Baptist Highlights p. 7

SECTION II
The World of Religion p. 72

SECTION III
Facts of Interest p. 82

SECTION IV
Southern Baptist Directories p. 93

Beautiful bulletins. Clipart service. Easy to order. Great prices. Satisfaction guaranteed.

• Full color covers!

• Price 43¢ per quarter. Price includes a different bulletin for each Sunday of the quarter. Order in multiples of 25, please.

• Clip art. Only $8.85 per quarter. For off-set printing or photocopying. Designs for seasonal and general topics.

• Special Sunday coming up? Order for that special Sunday or event time!

Anything else we can do for you?

*To order, CALL TOLL FREE 1-800-458-BSSB 8:00 am-5:30 pm Central Time Monday-Friday. Our telephone representatives can assist you in placing your order.*


# THE QUARTERLY REVIEW

## HANDBOOK ISSUE

### A SURVEY OF SOUTHERN BAPTIST PROGRESS

*The Quarterly Review* seeks to provide information to pastors, staff members, and denominational professionals about denominational statistics, church history, church building techniques, preaching, and other topics of special interest to these leaders. The 1963 statement of *The Baptist Faith and Message* is the doctrinal guideline for this periodical. We believe the Bible has God for its author, salvation for its end, and truth, without any mixture of error, for its matter.


**Volume 49 JULY AUGUST SEPTEMBER 1989 Number 4**



EDITING STAFF

**LINDA S. BARR**
*Editor*
**MARY V. LANCASTER**
*Assistant Editor*
**HELEN HUTSON WARD**
*Manuscript Assistant*
**JOHN R. CHANDLER**
*Manager, Materials Development Section*
**JOE R. STACKER**
*Director*
*Church Administration Department*

DESIGN STAFF

**PAMELA F. MULLINS**
*Artist-Designer*
**O. DIXON WATERS**
*Manager, Art Design Section II*

OTHER MATERIALS DEVELOPMENT SECTION PERSONNEL

**Gary Hardin, Judi Slayden Hayes, Martin Thielen,** *Editors;* **Lisa Bergen Wilson,** *Assistant Editor;* **Jane M. Wilson,** *Manuscript Assistant;* **Felix E. Montgomery,** *Marketing Specialist.*

CHURCH PROGRAM ORGANIZATIONS

**GARY W. COOK**
*Vice-President*



*The Quarterly Review* (ISSN 0162-4334) is published quarterly by The Sunday School Board of the Southern Baptist Convention, 127 Ninth Avenue, North, Nashville, Tennessee 37234: Lloyd Elder, President; James D. Williams, Executive Vice-President; Gary W. Cook, Vice-President for Church Program Organizations; Jimmy D. Edwards, Vice-President for Church Programs and Services. Printed in the U.S.A. Annual individual subscription, $11. Bulk shipments mailed to one address when ordered with other literature, $1.99 quarterly. Orders or order inquiries may be sent to Customer Service Center, 127 Ninth Avenue, North, Nashville, TN 37234; or call toll-free 1-800-458-BSSB (8:00 a.m. to 5:30 p.m., Central Time); or by visiting a Baptist Book Store. THE QUARTERLY REVIEW © copyright 1989. The Sunday School Board of the Southern Baptist Convention. All rights reserved. Second-class postage paid at Nashville, Tennessee. POSTMASTER: send address changes to *The Quarterly Review*, Customer Service Center, 127 Ninth Avenue, North, Nashville, Tennessee 37234.



I wish to express appreciation to the following persons for their help in compiling, proofing, and producing this Handbook. Without such teamwork this annual Handbook would not be possible.—(Editor):

**Art Department**
Jean Baxter, Shirley Brown, Linda Carson, Sue Kestner, Pam Mullins, Kean C. Teh
**Church Administration Department**
Emily Clem, Janet Fyke, Cathy Patterson
**Procurement Department**
Faye Crane, Dan Manning
**Systems Department**
Bob Heeth
**Research Services Department**
Dean Anderson, Martin Bradley, Glenn Cartwright, Del Gwaltney, Kenneth Hayes, Judy Johnson, Mary Frances Jones, James A. Lowry, Cheryl Moore, Maxie Pace, Bill Peter, Pat Strum, Charles Sullivant, Frances Tichenor, Lewis Wingo

## Subject Index


### A

Academies ... 60,63
Accidental Deaths, Distribution of Principal Types of, U.S., 1987 ... 89
Additions by Baptisms, and Other Additions by State Convention, 1987-88 ... 22
Additions by Letter, Number of Churches Reporting by State and Location ... 16-20
Agencies, SBC Directory of ... 93-95
Assemblies, State Baptist ... 98
Associated Organizations, SBC ... 94
Associations, Southern Baptist, 1988 ... 25
Average for Selected Items by Size of Church Membership ... 27
Average for Selected Items by State Convention ... 29

### B

Baptisms, Distribution of by Age Groups, 1988 ... 21
Baptisms, Number of by Age Divisions, 1988 ... 21
Baptisms, Number Churches Reporting by State and Location ... 16-20
Baptist Student Ministries ... 7,56-57
Baptist World Alliance, Affiliates of, 1988 ... 72-74
Baptist World Alliance, Distribution of Members ... 78
Birthrates for Selected Countries, 1975-86 ... 89
Brotherhood Enrollment ... 45-47

### C

Children's Homes ... 69
Church/Synagogue Attendance, Percent of Adults ... 80
Church Debt as a Percent of Total Gifts, 1967-88 ... 28
Church Membership , Distribution of, by Size Church and Location ... 23-24
Church Statistical Profile by Size of Church Membership ... 26
Church Training Enrollment, 1972-88 ... 37
Church Training Enrollment, Average Attendance ... 32,36-38
Church Training Enrollment, Number Churches Reporting by State and Location ... 16-20
Church Vocation Volunteers in SBC Senior Colleges and Universities ... 64
Church Vocation Volunteers in SBC Seminaries ... 64
Churches, by Location ... 10,16-20
Churches, by Size of Membership ... 11
Churches, Number of, by Location ... 24
Churches, Percent Change in Number of, by Selected Denominations in the U.S., 1985-86 ... 75
Churches Reporting Selected Items ... 14
Colleges, Senior, and Universities ... 58,61
Colleges, Junior ... 59,62
Consumer Price Index, Average for All Items, U.S., 1977-86 ... 84
Cooperative Program and Designated Gifts Received and Distributed, Executive Committee SBC ... 55
Cooperative Program Gifts to SBC Causes as a Percent of Total Church Gifts, 1976-1988 ... 52
Cooperative Program Receipts, Distribution of ... 54
Crime in the U.S., 1987 ... 91

### D

Directories, Southern Baptist ... 93-94
Directory, Christian Groups in United States ... 80-81
Directory, State Conventions ... 95
Dropouts, High School, U.S., 1970-86 ... 92
Drug Usage—America's High School Class of 1987 ... 91





### E

Energy Production, Consumption, and Imports, U.S.,1970-86 ... 92

### F

Financial Reports, Colleges, Academies, Bible Schools ... 61-63
Financial Reports from Religious Bodies in United States ... 76

### G

General Boards, SBC ... 93
Gifts, Mission, by Years ... 70-71
Gifts, Mission, Number Churches Reporting by State and Location ... 16-20

### H

Hospitals, Baptist ... 65-67
Housing, New Units Started, U.S., 1965-85 ... 85

### I

Income, Average, for Nonfarm Family of Four at Poverty Levels, U.S., 1960-86 ... 86
Income, Personal, Per Capita, by State, U.S., 1980-87 ... 82
Income, Median, by Size of Families, U.S., 1986 ... 84
Institutions, SBC ... 93-94

### L

Living Arrangements of Persons in the U.S., 65 Years Old and Over, 1986 ... 90

### M

Major Denominational Groups ... 81
Major Items, Number Churches Reporting ... 16-20
Medical Care Prices, Indexes of, 1970-88 ... 90
Membership, Churches by Location ... 12
Memberhsip, Churches by Size ... 13,23
Membership, Inclusive, Percent Change for Selected Denominations in U.S., 1985-86 ... 75
Membership, Principal Religions of the World ... 79
Membership Statistics of Larger Religious Bodies in the U.S. ... 77
Mission Expenditures by State Convention ... 50
Mission Expenditures, Per Capita by State Convention ... 48
Missionaries, Home and Foreign ... 51
Missions, Number of Started and Currently Operated by SBC Churches, 1988 ... 30
Music Ministry Enrollment ... 39-41
Music Ministry Enrollment and Average Attendance ... 32

### N

New Construction and Church Property, Average Amount Paid for, by Size of Church ... 28

### P

Personal Consumption Expenditures for the U.S., 1987 ... 83
Population, United States, 1975-85, and Projections for 1990-2000 by Age Group ... 87
Principal Religions of the World, Estimated Membership of ... 79
Property and Asset Values Reported by State Conventions ... 52
Purchasing Power of the Dollar, 1976-86 ... 83

### R

Receipt and Distribution of Mission and Benevolence Funds by State Conventions ... 53
Record of Southern Baptist Churches, 1986-87 ... 7
Religious Population of the World, Distribution of Estimated, 1988 ... 79
Retirement Facilities ... 68

## S

Schools, Bible ..... 62-63
Seminaries (Enrollment, Financial Report) and Areas of Calling ..... 59,62
Southern Baptist Convention, Dates of Annual Meeting ..... 93
Southern Baptist Convention, Highlights ..... 7-8
Southern Baptist Summary ..... 70-71
State Papers ..... 96-97
States with Fewer Than One Hundred Southern Baptist Churches ..... 14,15
Summary of Churches by State Conventions ..... 9
Sunday School Enrollment, 1972-88 ..... 34
Sunday School Enrollment, Average Attendance ..... 23-24,32-35
Sunday School, Number of Churches Reporting by State and Location ..... 16-20

## T

Tithes, Offerings, and Special Gifts by State Convention ..... 50
Tithes, Offerings, and Special Gifts, Per Capita ..... 49

## U

Unemployment Rates, U.S., 1985-87, June-May 1988 ..... 85

## V

Vacation Bible School Enrollment, 1978-88 ..... 32
Vacation Bible School, Number of Churches Reporting by State and Location ..... 16-20
Vacation Bible School Report, 1988 ..... 31

## W

Welfare Recipients and Payments, 1987 ..... 86
Women Returning to Work Within One Year of Childbirth, U.S., 1976, 1980, 1987 ..... 88
WMU Enrollment ..... 42-44
WMU, Number Churches Reporting by State and Location ..... 16-20


## Abbreviations for State Convention Listings

| | | | |
|---|---|---|---|
| AL | Alabama | NV | Nevada |
| AK | Alaska | N-ENG | New England |
| AZ | Arizona | NM | New Mexico |
| AR | Arkansas | NY | New York |
| CA | California | NC | North Carolina |
| CO | Colorado | NW | Northwest |
| DC | District of Columbia | OH | Ohio |
| FL | Florida | OK | Oklahoma |
| GA | Georgia | PA-SJ | Pennsylvania-South Jersey |
| HI | Hawaii | SC | South Carolina |
| IL | Illinois | TN | Tennessee |
| IN | Indiana | TX | Texas |
| KS-NE | Kansas-Nebraska | UT-ID | Utah-Idaho |
| KY | Kentucky | VA | Virginia |
| LA | Louisiana | WV | West Virginia |
| MD-DE | Maryland-Delaware | DK | Dakotas Fellowship* |
| MI | Michigan | IA FLSHP | Iowa Fellowship |
| MN-WI | Minnesota-Wisconsin | MT | Montana Fellowship* |
| MS | Mississippi | PR | Puerto Rico |
| MO | Missouri | | |

*The Northern Plains Baptist Convention reorganized into the Dakotas Southern Baptist Fellowship and the Montana Southern Baptist Fellowship. Statistics and directories for these two fellowships are listed for the first time in this Handbook



# Section I
# Southern Baptist Highlights

### The Record of Southern Baptist Churches[1]—1988-1987

| | 1988 | 1987 | Gain or Loss | Percent Gain or Loss |
|---|---|---|---|---|
| State Conventions | 36 | 37 | 1 | 2.7 |
| Associations | 1,207 | 1,209 | 2 | -0.2 |
| Churches with Pastor | 32,852 | 32,625 | 227 | 0.7 |
| Churches and Membership | | | | |
| Churches | 37,567 | 37,286 | 281 | 0.8 |
| Nonresident Members | 4,383,585 | 4,327,960 | 55,625 | 1.3 |
| Resident Members | 10,434,911 | 10,399,810 | 35,101 | 0.3 |
| Total Membership | 14,818,496 | 14,727,770 | 90,726 | 0.6 |
| Churches with Baptisms | 29,609 | 29,430 | 179 | 0.6 |
| Baptisms | 346,320 | 338,495 | 7,825 | 2.3 |
| Baptism Rate Per 100 Enrolled in Sunday School | 4.4 | 4.3 | 0.1 | 1.8 |
| Additions by Letter | 483,471 | 488,638 | 5,167 | -1.1 |
| Open Country and Village Churches | 17,803 | 17,776 | 27 | 0.2 |
| Town | 4,339 | 4,284 | 55 | 1.3 |
| City (2,500-9,999 pop.) | 3,750 | 3,670 | 80 | 2.2 |
| City (10,000-49,999 pop.) | 5,768 | 5,762 | 6 | 0.1 |
| City (50,000 or more pop.) | 5,907 | 5,794 | 113 | 2.0 |
| Full-time Preaching (AM and PM every Sunday) | 32,490 | 33,148 | -658 | -2.0 |
| Sunday Schools | | | | |
| Churches with Sunday Schools | 36,261 | 36,087 | 174 | 0.5 |
| Sunday School Ongoing Enrollment | 7,911,373 | 7,942,106 | -30,733 | -0.4 |
| Vacation Bible School Enrollment | 3,351,280 | 3,319,671 | 31,609 | 1.0 |
| Church Training | | | | |
| Churches with Church Training Enrollment | 23,103 | 22,935 | 168 | 0.7 |
| Total Church Training Ongoing Enrollment | 1,993,738 | 1,953,937 | 39,801 | 2.0 |
| Woman's Missionary Unions | | | | |
| Churches with Organization | 25,778 | 25,776 | 2 | 0.0 |
| Enrollment of All Organizations[1] | 1,203,929 | 1,197,479 | 6,450 | 0.5 |
| Brotherhoods | | | | |
| Churches with Brotherhoods | 18,866 | 19,214 | 348 | 1.8 |
| Brotherhood Ongoing Enrollment | 525,511 | 572,987 | -47,476 | -8.3 |
| Music Ministry | | | | |
| Churches with Music Ministry Enrollment | 30,826 | 30,133 | 693 | 2.3 |
| Music Ministry Ongoing Enrollment | 1,774,018 | 1,738,294 | 35,724 | 2.1 |
| Gifts | | | | |
| Total Receipts[2] | $4,397,655,050 | $4,293,683,245 | $103,971,805 | 2.4 |
| Total Gifts | $4,129,259,580 | $4,008,914,325 | $120,345,255 | 3.0 |
| Per Capita Total Gifts | $278.66 | $272.20 | $6.46 | 2.4 |
| Mission Expenditures | $ 689,598,220 | $ 662,691,289 | $ 26,906,931 | 4.1 |
| Per Capita Mission Expenditures | $46.54 | $45.00 | $1.54 | 3.4 |
| Cooperative Program Receipts Reported by States | $ 344,517,695 | $ 336,856,534 | $ 7,661,161 | 2.3 |
| Cooperative Program Receipts Going to SBC Causes[4] | $ 134,787,542 | $ 130,345,184 | $ 4,442,358 | 3.4 |
| Churches Giving to Missions | 35,446 | 35,193 | 253 | 0.7 |
| Number of Tithers Reported | 1,620,192 | 1,678,345 | 58,153 | -3.5 |

*The above Summary of Statistics for churches is based on collaborative input of churches, associations, state conventions, and Convention Executive Committee offices. A specific church's relationship to an association, a state convention, or the SBC is determined solely by each of those respective autonomous bodies.
[1]Includes Campus BYW as well as church BYWs.
[2]Includes small amount of income from fees, rentals, etc.
[4]Figures supplied by the Executive Committee, SBC.

### Baptist Student Ministries, 1988-1987

| | 1988 | 1987 | Gain or Loss | Percent Gain or Loss |
|---|---|---|---|---|
| Number Campuses with Student Ministries | 1,004 | 1032 | -28 | -2.7 |
| Number of Students Involved | 156,931 | 142,721 | 14,210 | 10.0 |

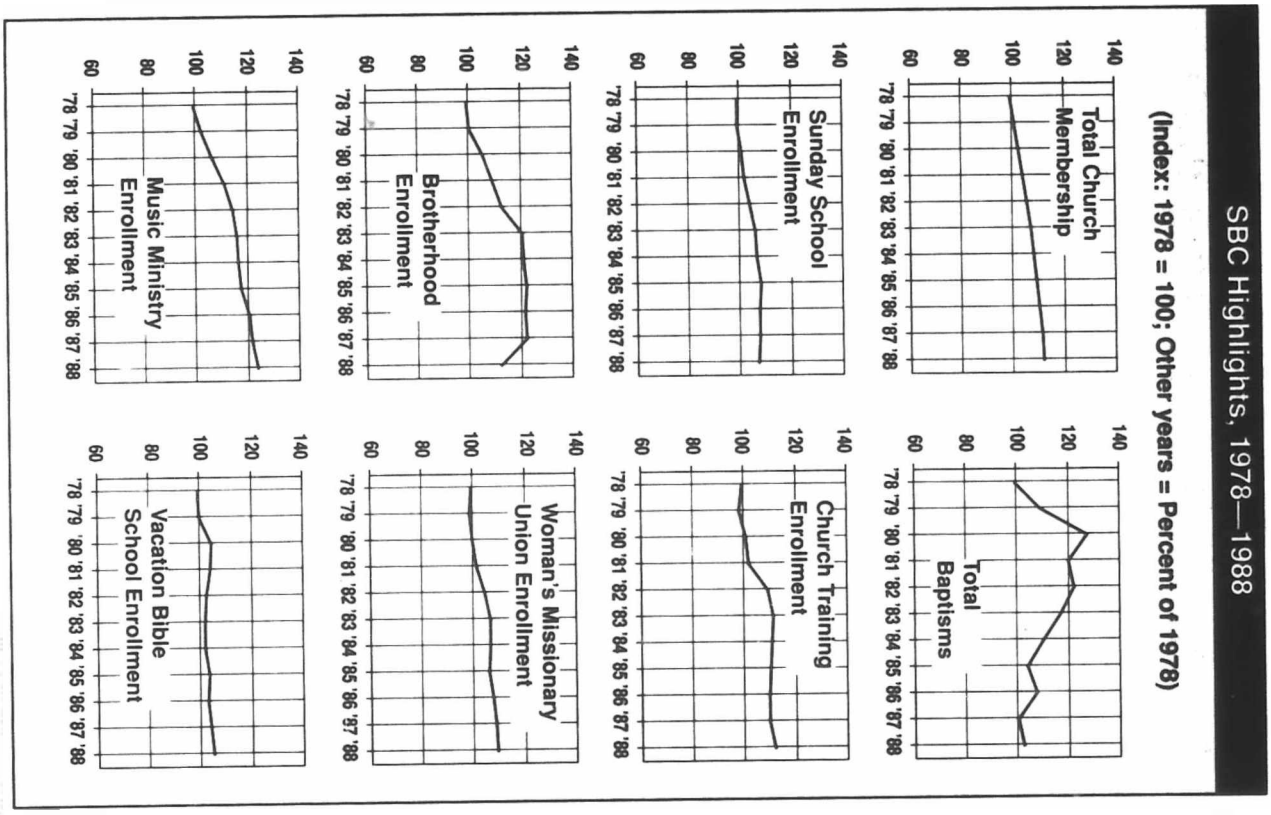




## Summary of Churches by State Conventions[1]—1988

| SBC and State Conventions | Associations | Churches[2] | Baptisms | Other Additions | Resident Members | Total Membership | Sunday School Ongoing Enrollment | [illegible] Enrollment | Church Training Enrollment | WMU[3] Ongoing Enrollment | Brotherhood Ongoing Enrollment | Music Ministry Ongoing Enrollment | Total[4] [illegible] | Total Gifts | Total Mission Expenditures | Value Church Property |
|---|---|---|---|---|---|---|---|---|---|---|---|---|---|---|---|---|
| SBC | 1,207 | 37,567 | 348,320 | 483,471 | 10,434,911 | 14,818,498 | 7,911,373 | 3,351,260 | 1,993,738 | 1,200,929 | 525,511 | 1,774,019 | $4,387,655,050 | $4,129,256,580 | $699,508,220 | $20,080,402,645 |
| AL | 75 | 3,056 | 21,901 | 31,129 | 755,288 | 1,038,445 | 577,421 | 243,413 | 212,943 | 98,851 | 53,245 | 141,247 | 304,355,755 | 288,817,520 | 43,476,089 | 1,301,828,480 |
| AK | 6 | 54 | 886 | 938 | 11,165 | 20,591 | 8,904 | 5,072 | 2,155 | 1,588 | 733 | 1,880 | 7,520,545 | 6,845,465 | 1,305,072 | 31,294,215 |
| AZ | 13 | 267 | 5,213 | 5,421 | 82,689 | 124,827 | 72,237 | 28,948 | 19,756 | 6,291 | 2,622 | 11,058 | 35,829,400 | 33,908,880 | 6,006,120 | 199,952,080 |
| AR | 42 | 1,282 | 11,676 | 15,718 | 322,727 | 483,480 | 258,080 | 100,544 | 75,581 | 28,495 | 11,094 | 51,815 | 134,350,685 | 127,089,695 | 23,185,615 | 559,483,495 |
| CA | 33 | 1,085 | 13,021 | 15,982 | 280,877 | 398,215 | 200,732 | 68,008 | 52,062 | 25,508 | 12,151 | 38,985 | 111,871,150 | 102,449,505 | 13,833,003 | 681,236,445 |
| CO | 11 | 187 | 2,195 | 3,880 | 42,214 | 64,472 | 33,515 | 15,324 | 8,838 | 3,535 | 1,779 | 8,854 | 19,127,545 | 18,326,915 | 3,240,897 | 103,139,120 |
| DC | 1 | 63 | 620 | 1,054 | 23,155 | 29,077 | 9,887 | 3,156 | 2,015 | 1,572 | 334 | 2,404 | 708,390[a] | 680,850[a] | 178,223[a] | 8,529,030[a] |
| FL | 49 | 1,694 | 28,094 | 38,580 | 654,444 | 927,178 | 521,313 | 184,857 | 126,984 | 59,888 | 27,445 | 115,732 | 333,850,340 | 298,924,130 | 48,683,754 | 1,408,820,075 |
| GA | 91 | 3,037 | 27,049 | 39,410 | 907,648 | 1,223,161 | 641,724 | 281,180 | 156,492 | 118,727 | 57,127 | 168,158 | 401,633,080 | 378,173,580 | 58,085,875 | 1,884,800,270 |
| HI | 6 | 49 | 736 | 887 | 10,751 | 14,879 | 10,525 | 2,761 | 2,564 | 1,464 | 508 | 1,710 | 7,388,030 | 5,848,280 | 1,553,834 | 42,674,800 |
| IL | 34 | 915 | 5,579 | 6,972 | 160,020 | 234,980 | 129,247 | 58,532 | 28,848 | 18,736 | 7,221 | 24,112 | 55,714,086 | 53,204,615 | 9,884,473 | 268,078,485 |
| IN | 14 | 300 | 2,687 | 2,949 | 71,302 | 90,225 | 54,001 | 21,458 | 9,210 | 5,011 | 2,259 | 8,289 | 23,005,870 | 21,226,445 | 3,887,741 | 105,882,915 |
| KS-NE | 12 | 247 | 2,144 | 3,623 | 53,558 | 82,442 | 48,058 | 20,839 | 12,318 | 6,083 | 2,287 | 8,787 | 25,480,480 | 23,710,830 | 3,626,953 | 95,590,840 |
| KY | 78 | 2,258 | 15,412 | 16,750 | 554,412 | 787,274 | 368,986 | 190,402 | 78,687 | 60,925 | 22,056 | 86,022 | 174,131,075 | 167,791,800 | 29,172,889 | 795,877,935 |
| LA | 48 | 1,345 | 13,953 | 18,823 | 394,817 | 578,884 | 311,354 | 140,180 | 94,713 | 37,220 | 16,765 | 70,171 | 169,162,980 | 158,280,800 | 28,788,278 | 805,832,335 |
| MD-DE | 12 | 280 | 2,396 | 3,048 | 76,298 | 98,246 | 53,386 | 23,497 | 12,814 | 8,985 | 3,816 | 11,303 | 33,589,100 | 32,087,180 | 6,800,491 | 163,685,670 |
| MI | 14 | 234 | 1,788 | 1,832 | 38,518 | 49,711 | 26,979 | 13,682 | 8,035 | 3,607 | 1,323 | 5,143 | 12,108,575 | 11,377,845 | 1,870,478 | 64,929,315 |
| MN-WI | 7 | 90 | 698 | 790 | 10,715 | 13,147 | 9,373 | 4,133 | 3,149 | 1,164 | 524 | 1,752 | 4,477,305 | 4,013,695 | 654,057 | 17,311,085 |
| MS | 74 | 1,865 | 14,945 | 20,987 | 466,943 | 683,873 | 353,078 | 156,153 | 130,712 | 62,781 | 34,014 | 102,634 | 201,527,530 | 191,662,095 | 34,033,241 | 849,015,705 |
| MO | 73 | 1,840 | 12,321 | 16,511 | 417,352 | 622,749 | 317,869 | 146,505 | 70,657 | 47,819 | 15,625 | 68,116 | 153,420,580 | 146,638,185 | 26,651,711 | 684,605,885 |
| NV | 4 | 71 | 1,002 | 1,087 | 13,984 | 21,801 | 13,438 | 6,242 | 3,730 | 1,092 | 422 | 1,838 | 5,674,270 | 5,357,735 | 1,003,700 | 32,578,885 |
| N-ENG | 6 | 102 | 998 | 1,266 | 13,136 | 17,281 | 12,916 | 4,218 | 2,320 | 1,351 | 579 | 2,302 | 7,588,910 | 6,240,220 | 1,467,739 | 31,087,875 |
| NM | 15 | 262 | 2,722 | 4,280 | 65,988 | 117,507 | 59,557 | 27,268 | 16,580 | 9,708 | 3,059 | 10,290 | 31,950,340 | 30,541,560 | 5,886,721 | 153,884,390 |
| NY | 10 | 187 | 817 | 866 | 20,207 | 23,887 | 13,822 | 7,100 | 3,254 | 2,515 | 1,085 | 3,434 | 8,441,670 | 8,653,250 | 1,938,029 | 48,210,150 |
| NC | 79 | 3,512 | 21,219 | 29,598 | 908,796 | 1,188,528 | 653,443 | 284,586 | 133,603 | 143,249 | 62,566 | 171,023 | 386,734,025 | 348,572,145 | 58,952,024 | 1,888,008,775 |
| NW | 18 | 301 | 2,614 | 3,307 | 48,767 | 76,578 | 44,548 | 19,532 | 13,254 | 4,384 | 1,908 | 8,727 | 19,864,880 | 18,858,870 | 3,280,087 | 107,259,230 |
| OH | 19 | 508 | 5,315 | 5,225 | 115,850 | 147,688 | 88,423 | 44,277 | 18,184 | 11,558 | 4,958 | 16,215 | 38,448,035 | 37,258,785 | 6,026,989 | 198,149,780 |
| OK | 41 | 1,488 | 18,434 | 20,942 | 481,385 | 751,881 | 372,822 | 148,865 | 89,257 | 36,355 | 16,127 | 66,181 | 176,309,825 | 170,485,580 | 27,558,171 | 770,240,690 |
| PA-SJ | 8 | 116 | 870 | 1,263 | 18,516 | 20,304 | 14,880 | 9,560 | 4,429 | 2,888 | 1,079 | 2,953 | 8,434,330 | 7,836,280 | 1,561,368 | 34,114,090 |
| SC | 43 | 1,783 | 13,029 | 19,653 | 545,291 | 701,700 | 401,588 | 185,271 | 108,362 | 98,460 | 42,203 | 100,129 | 234,917,880 | 221,803,285 | 37,525,867 | 1,158,502,410 |
| TN | 68 | 2,805 | 23,268 | 32,362 | 792,017 | 1,073,499 | 543,252 | 232,678 | 147,713 | 79,678 | 30,460 | 131,185 | 305,120,035 | 285,705,155 | 46,303,097 | 1,299,047,190 |
| TX | 112 | 4,202 | 58,875 | 99,117 | 1,576,323 | 2,480,881 | 1,318,207 | 525,267 | 268,577 | 145,305 | 66,609 | 253,497 | 778,487,285 | 725,784,520 | 121,194,554 | 3,385,872,640 |
| UT-ID | 10 | 94 | 781 | 880 | 10,430 | 18,015 | 9,542 | 5,228 | 2,882 | 1,422 | 507 | 1,791 | 4,235,965 | 3,995,265 | 774,181 | 18,715,310 |
| VA | 43 | 1,490 | 9,854 | 15,268 | 458,630 | 600,816 | 315,811 | 133,244 | 62,900 | 68,068 | 18,845 | 72,217 | 181,888,745 | 172,189,380 | 28,808,562 | 1,014,847,875 |
| WV | 9 | 111 | 894 | 1,100 | 22,025 | 28,498 | 14,428 | 11,629 | 2,828 | 2,512 | 625 | 3,528 | 6,982,550 | 6,734,580 | 1,468,861 | 38,095,720 |
| WY | 8 | 65 | 431 | 546 | 7,555 | 12,987 | 7,131 | 6,013 | 2,236 | 1,226 | 341 | 1,178 | 3,316,710 | 3,192,190 | 562,085 | 15,555,885 |
| DK FLSHP[5] | 6 | 61 | 378 | 417 | 4,988 | 8,408 | 5,909 | 5,757 | 1,253 | 791 | 235 | 835 | 2,445,615 | 2,278,005 | 411,939 | 13,201,255 |
| IA FLSHP[5] | 6 | 63 | 416 | 478 | 8,053 | 11,053 | 6,302 | 3,525 | 2,029 | 885 | 341 | 1,383 | 2,933,005 | 2,770,585 | 549,243 | 14,786,590 |
| MT FLSHP[5] | 6 | 72 | 597 | 562 | 5,878 | 8,454 | 7,004 | 4,814 | 1,684 | 953 | 300 | 1,001 | 2,922,555 | 2,863,295 | 471,111 | 15,423,735 |
| PR[5] | 1 | 41 | 374 | 133 | 4,124 | 5,000 | 5,122 | 811 | 930 | 698 | 283 | 294 | 1,195,640 | 1,008,915 | 191,043 | 4,402,120 |

[1]The summary of statistics for churches is based on voluntary input of churches, associations, state conventions, and Convention Executive Committee offices. A specific church's relationship to an association, a state convention or the SBC is determined solely by each of those respective autonomous Baptist bodies.
[2]Includes 920 nonreporting churches. Nonreporting refers to those still affiliated with the Convention but who have not submitted a report for three or more years.
[3]VBS statistics based on VBS reports or Uniform Church Letter statistics.
[4]Includes Campus BYW as well as church statistics.
[5]Includes small amounts of income from lease, rentals, etc.
[a]Due to incomplete reporting of the 1988 financial data for churches in the DC convention, the figure is significantly understated.
[1]Not a state convention but to be shown as part of SBC statistics.
[5]Churches of the Dakotas Southern Baptist Fellowship and the Montana Southern Baptist Fellowship previously reported through the Northern Plains Baptist Convention. See note on page 6.

## Number of Churches by Location—1988-1987

| SBC and State Conventions | Total Churches[1] | | Open Country | | Villages under 500 Pop.) | | Town (500-2,499) | | City (2,500-9,999) | City (10,000-49,999) Downtown Area | Neighborhood Area | Suburban Area | City (50,000 or More Pop.) Downtown Area | Neighborhood Area | Suburban Area | Total City | |
|---|---|---|---|---|---|---|---|---|---|---|---|---|---|---|---|---|---|
| | 1988 | 1987 | 1988 | 1987 | 1988 | 1987 | 1988 | 1987 | 1988 | 1988 | 1988 | 1988 | 1988 | 1988 | 1988 | 1988 | 1987 |
| SBC | 37,567 | 37,286 | 14,347 | 14,133 | 3,458 | 3,643 | 4,339 | 4,284 | 3,750 | 1,125 | 2,349 | 2,294 | 513 | 2,807 | 2,487 | 15,425 | 15,228 |
| AL | 3,056 | 3,058 | 1,658 | 1,648 | 207 | 228 | 278 | 273 | 289 | 78 | 176 | 120 | 22 | 125 | 107 | 915 | 909 |
| AK | 54 | 51 | 5 | 4 | 4 | 4 | 6 | 5 | 9 | 4 | 7 | 6 | 2 | 9 | 2 | 39 | 38 |
| AZ | 267 | 261 | 23 | 20 | 13 | 19 | 41 | 38 | 43 | 10 | 17 | 14 | 6 | 55 | 43 | 190 | 184 |
| AR | 1,282 | 1,283 | 481 | 476 | 206 | 216 | 192 | 192 | 143 | 39 | 70 | 54 | 10 | 43 | 44 | 403 | 399 |
| CA | 1,085 | 1,066 | 26 | 24 | 20 | 24 | 90 | 83 | 117 | 71 | 152 | 114 | 64 | 284 | 145 | 947 | 935 |
| CO | 187 | 185 | 8 | 8 | 9 | 7 | 45 | 43 | 31 | 3 | 14 | 23 | 7 | 27 | 20 | 125 | 127 |
| DC | 63 | 62 | | | | | | | | | | | 6 | 20 | 37 | 63 | 62 |
| FL | 1,694 | 1,668 | 425 | 429 | 88 | 81 | 185 | 178 | 186 | 83 | 102 | 166 | 48 | 209 | 224 | 908 | 878 |
| GA | 3,037 | 3,020 | 1,442 | 1,421 | 271 | 278 | 270 | 278 | 296 | 80 | 170 | 248 | 16 | 116 | 124 | 1,054 | 1,043 |
| HI | 49 | 45 | 1 | 1 | | | 4 | 2 | 14 | 2 | 7 | 8 | | 9 | 4 | 44 | 42 |
| IL | 915 | 918 | 220 | 218 | 115 | 122 | 146 | 144 | 151 | 27 | 80 | 87 | 12 | 71 | 26 | 434 | 432 |
| IN | 303 | 297 | 33 | 34 | 13 | 13 | 54 | 52 | 45 | 9 | 45 | 30 | 2 | 33 | 39 | 200 | 198 |
| KS-NE | 247 | 243 | 9 | 8 | 17 | 18 | 57 | 53 | 47 | 11 | 26 | 19 | 3 | 32 | 26 | 164 | 165 |
| KY | 2,259 | 2,250 | 1,198 | 1,182 | 302 | 304 | 227 | 227 | 171 | 45 | 90 | 75 | 13 | 67 | 71 | 532 | 537 |
| LA | 1,345 | 1,346 | 623 | 613 | 137 | 141 | 149 | 151 | 122 | 31 | 64 | 55 | 21 | 68 | 75 | 438 | 441 |
| MD-DE | 280 | 275 | 39 | 41 | 15 | 12 | 37 | 37 | 32 | 8 | 26 | 54 | 6 | 27 | 30 | 189 | 185 |
| MI | 234 | 227 | 14 | 14 | 6 | 9 | 21 | 23 | 29 | 9 | 30 | 53 | 5 | 42 | 25 | 193 | 181 |
| MN-WI | 90 | 84 | 2 | [illegible] | 3 | 2 | 6 | 5 | 11 | 4 | 14 | 6 | 5 | 26 | 13 | 79 | 78 |
| MS | 1,985 | 1,956 | 1,162 | 1,145 | 190 | 202 | 185 | 177 | 142 | 46 | 107 | 82 | 4 | 27 | 20 | 428 | 432 |
| MO | 1,840 | 1,833 | 718 | [illegible] | 346 | 361 | 258 | 264 | 158 | 45 | 56 | 66 | 19 | 109 | 63 | 517 | 514 |
| NV | 71 | 68 | 6 | [illegible] | 5 | 4 | 12 | 12 | 13 | 1 | 7 | 1 | 1 | 13 | 12 | 48 | 45 |
| N-ENG | 102 | 96 | | [illegible] | 2 | 1 | 12 | 11 | 12 | 10 | 17 | 22 | 7 | 15 | 5 | 88 | 82 |
| NM | 262 | 265 | 23 | [illegible] | [illegible] | 46 | 40 | 33 | 40 | 20 | 38 | 24 | 3 | 18 | 14 | 156 | 157 |
| NY | 187 | 185 | 7 | [illegible] | 8 | 5 | 11 | 12 | 26 | 13 | 23 | 25 | 8 | 39 | 27 | 161 | 160 |
| NC | 3,512 | 3,497 | 1,877 | 1,853 | 259 | 283 | 328 | 322 | 270 | 68 | 163 | 181 | 33 | 153 | 200 | 1,048 | 1,039 |
| NW | 301 | 292 | 15 | 16 | 8 | 8 | 59 | 59 | 61 | 12 | 43 | 42 | 1 | 28 | 32 | 219 | 209 |
| OH | 508 | 502 | 38 | 33 | 33 | 36 | 68 | 68 | 68 | 23 | 49 | 81 | 13 | 67 | 68 | 380 | 385 |
| OK | 1,489 | 1,481 | 446 | 418 | 211 | 221 | 266 | 273 | 185 | 39 | 83 | 48 | 15 | 119 | 66 | 568 | 569 |
| PA-SJ | 116 | 115 | 13 | 11 | 5 | 6 | 12 | 10 | 11 | 10 | 4 | 31 | | 20 | 10 | 68 | 68 |
| SC | 1,763 | 1,753 | 846 | 847 | 114 | 125 | 195 | 190 | 152 | 48 | 108 | 128 | 19 | 54 | 98 | 608 | 591 |
| TN | 2,805 | 2,792 | 1,419 | 1,404 | 190 | 216 | 254 | 250 | 216 | 53 | 138 | 138 | 20 | 172 | 204 | 942 | 922 |
| TX | 4,202 | 4,150 | 892 | 854 | 439 | 467 | 572 | 568 | 469 | 181 | 280 | 193 | 87 | 635 | 444 | 2,290 | 2,281 |
| UT-ID | 94 | 94 | 3 | 3 | 3 | 3 | 19 | 20 | 25 | 8 | 11 | 4 | 1 | 12 | 8 | 68 | 68 |
| VA | 1,490 | 1,478 | 645 | 637 | 143 | 153 | 148 | 138 | 63 | 37 | 84 | 97 | 22 | 133 | 138 | 554 | 550 |
| WV | 111 | 101 | 22 | 19 | 8 | 9 | 23 | 24 | 25 | 1 | 16 | 12 | | 1 | 3 | [illegible] | [illegible] |
| WY | 65 | 66 | 3 | 3 | 11 | 10 | 14 | 14 | 14 | 5 | 8 | 3 | 2 | 4 | 3 | 37 | [illegible] |
| OK FLSHP[2]* | 61 | 125 | 2 | 5 | 5 | 7 | 15 | 39 | 16 | 4 | 5 | 8 | | 5 | 1 | 38 | 74 |
| IA FLSHP[2] | 63 | 62 | | 2 | 3 | 3 | 7 | 7 | 18 | 4 | 10 | 7 | 3 | 9 | 2 | 53 | 50 |
| MT FLSHP[2]* | 72 | | 2 | | 4 | | 24 | | 19 | 2 | 4 | 5 | 2 | 5 | 5 | 42 | |
| PR[2] | 41 | 40 | 1 | 1 | 1 | 1 | 8 | 9 | 10 | 3 | 7 | 2 | 1 | 6 | 2 | 31 | 29 |

1 Includes nonreporting churches Nonreporting refers to those still affiliated with the Convention but who have not submitted a report for three or more years The number of nonreporting churches in 1988 was 683
2 Not a state convention but to be shown as part of SBC statistics
*Churches of the Dakotas Southern Baptist Fellowship and the Montana Southern Baptist Fellowship previously reported through the Northern Plains Baptist Convention See note on page 6





## Number of Churches by Size of Church Membership—1988

| SBC and State Conventions | Total Reporting Churches | Size of Membership: 1-49 | 50-99 | 100-149 | 150-199 | 200-299 | 300-399 | 400-499 | 500-749 | 750-999 | 1,000-1,499 | 1,500-1,999 | 2,000-2,999 | 3,000 or More | Percent of Churches with Membership Under 300 | Non-reporting Churches (Not Incl. in Other Cols.)[1] |
|---|---|---|---|---|---|---|---|---|---|---|---|---|---|---|---|---|
| SBC | 36,874 | 2,370 | 4,732 | 4,722 | 4,145 | 6,164 | 3,980 | 2,682 | 3,460 | 1,735 | 1,542 | 620 | 458 | 284 | 60.0 | 683 |
| AL | 3,030 | 199 | 425 | 506 | 376 | 527 | 275 | 200 | 227 | 112 | 107 | 35 | 27 | 14 | 67.1 | 26 |
| AK | 54 | 8 | 5 | 8 | 2 | 9 | 8 | 3 | 6 | 3 | | | 1 | 1 | 59.3 | |
| AZ | 266 | 27 | 43 | 32 | 31 | 25 | 23 | 15 | 34 | 13 | 12 | [illegible] | [illegible] | 3 | 58.4 | [illegible] |
| AR | 1,272 | 103 | 183 | 169 | 146 | 197 | 126 | 64 | 113 | 51 | 51 | 25 | 14 | 10 | 62.7 | 10 |
| CA | 1,048 | 109 | 174 | 119 | 105 | 128 | 105 | 80 | 108 | 41 | 41 | 21 | 9 | 8 | 60.6 | 37 |
| CO | 183 | 13 | 44 | 20 | 20 | 22 | 15 | 11 | 19 | 5 | 9 | 1 | 3 | 1 | 65.0 | [illegible] |
| DC | 52 | | 2 | 3 | 5 | 8 | 5 | 6 | 8 | 8 | 3 | 1 | | 1 | 34.6 | [illegible] |
| FL | 1,673 | 52 | 179 | 185 | 182 | 242 | 181 | 125 | 182 | 118 | 98 | 53 | 41 | 34 | 50.2 | 21 |
| GA | 2,997 | 125 | 337 | 388 | 347 | 530 | 357 | 217 | 308 | 166 | 119 | 45 | 40 | 18 | 57.6 | 40 |
| HI | 49 | 6 | 9 | 7 | 5 | 6 | 4 | 3 | 4 | 1 | 4 | | | | 67.3 | |
| IL | 908 | 85 | 180 | 145 | 97 | 142 | 90 | 52 | 56 | 17 | 24 | 6 | 2 | | 72.6 | [illegible] |
| IN | 298 | 32 | 51 | 37 | 34 | 47 | 28 | 30 | 21 | 10 | 3 | 3 | | 2 | 67.4 | 5 |
| KS-NE | 246 | 31 | 44 | 29 | 23 | 38 | 16 | 22 | 16 | 12 | 7 | 2 | 5 | 1 | 67.1 | 1 |
| KY | 2,168 | 79 | 267 | 305 | 273 | 431 | 260 | 165 | 167 | 81 | 62 | 29 | 20 | 9 | 62.5 | 91 |
| LA | 1,332 | 56 | 157 | 158 | 142 | 270 | 144 | 94 | 126 | 58 | 70 | 22 | 19 | 15 | 58.8 | 13 |
| MD-DE | 262 | 19 | 31 | 27 | 23 | 37 | 37 | 29 | 32 | 11 | 12 | 2 | 2 | | 52.3 | 18 |
| MI | 228 | 31 | 53 | 24 | 28 | 36 | 11 | 12 | 15 | 5 | [illegible] | [illegible] | | | 78.9 | 6 |
| MN WI | 89 | 30 | 18 | 15 | 5 | 8 | 8 | 4 | 3 | | | | | | 83.1 | 1 |
| MS | 1,960 | 106 | 254 | 325 | 252 | 353 | 234 | 113 | 130 | 88 | 52 | 29 | 18 | [illegible] | 65.8 | 5 |
| MO | 1,832 | 151 | 314 | 258 | 221 | 250 | 163 | 111 | 168 | 77 | 66 | 36 | 13 | 2 | 65.2 | 8 |
| NV | 71 | 14 | 14 | 6 | 5 | 10 | 7 | 2 | 6 | 1 | [illegible] | [illegible] | | | 68.0 | |
| N-ENG | 102 | 33 | 22 | 8 | 12 | 7 | 9 | 6 | 3 | | 2 | | | | 80.4 | |
| NM | 257 | 24 | 35 | 34 | 28 | 25 | 25 | 18 | 26 | 15 | 11 | 9 | 5 | 2 | 56.8 | 5 |
| NY | 165 | 41 | 42 | 30 | 16 | 17 | 10 | 4 | 3 | 1 | [illegible] | | | | 68.5 | 22 |
| NC | 3,457 | 153 | 336 | 396 | 461 | 723 | 459 | 300 | 345 | 137 | 105 | 22 | 16 | [illegible] | 59.6 | 55 |
| NW | 298 | 35 | 63 | 38 | 30 | 45 | 36 | 20 | 13 | 9 | 7 | [illegible] | 1 | | 70.8 | 3 |
| OH | 499 | 44 | 89 | 62 | 42 | 90 | 50 | 43 | 47 | 14 | 12 | 5 | [illegible] | | 65.5 | 9 |
| OK | 1,423 | 91 | 162 | 147 | 149 | 215 | 129 | 97 | 156 | 92 | 90 | 36 | 26 | 33 | 53.7 | 66 |
| PA-SJ | 110 | 19 | 24 | 20 | 12 | 15 | 7 | 7 | 3 | 3 | | | | | 81.8 | 6 |
| SC | 1,753 | 64 | 153 | 188 | 180 | 348 | 225 | 176 | 200 | 107 | 66 | 27 | 16 | 3 | 53.2 | 10 |
| TN | 2,738 | 104 | 269 | 375 | 347 | 587 | 319 | 203 | 226 | 101 | 116 | 36 | 39 | 16 | 61.4 | 67 |
| TX | 4,072 | 278 | 502 | 403 | 336 | 478 | 387 | 280 | 460 | 288 | 303 | 139 | 124 | 94 | 49.0 | 130 |
| UT-ID | 92 | 26 | 21 | 11 | 6 | 10 | 2 | 3 | 10 | 1 | 2 | | | | 80.4 | 2 |
| VA | 1,480 | 55 | 140 | 177 | 171 | 250 | 180 | 130 | 185 | 78 | 72 | 27 | [illegible] | [illegible] | 53.6 | 10 |
| WV | 110 | 12 | 22 | 23 | 11 | 13 | 13 | 4 | 5 | 4 | 1 | [illegible] | 1 | | 73.6 | 1 |
| WY | 64 | 21 | 10 | 10 | 5 | 2 | 5 | 4 | 4 | 1 | 2 | | | | 75.0 | [illegible] |
| OK FLSHP[2]* | 61 | 21 | 16 | 10 | 5 | 4 | 1 | 1 | | 1 | 2 | | | | 91.8 | |
| IA FLSHP[2] | 62 | 15 | 16 | 10 | 2 | 8 | 4 | 3 | 2 | 2 | | | | | 82.3 | [illegible] |
| MT FLSHP[2]* | 72 | 25 | 16 | 9 | 7 | 9 | 1 | 3 | [illegible] | [illegible] | | | | | 91.7 | |
| PR[2] | 41 | 16 | 12 | 5 | 3 | 2 | 1 | | | 1 | 1 | | | | 92.7 | |

1 Nonreporting refers to those still affiliated with the Convention but who have not submitted a report in three or more years
2 Not a state convention but to be shown as part of SBC statistics
*Churches of the Dakotas Southern Baptist Fellowship and the Montana Southern Baptist Fellowship previously reported through the Northern Plains Baptist Convention See note on page 6

## Total Membership by Location—1988-1987

| SBC and State Conventions | Grand Total Present Members | | | Open Country and Village | | Town (500-2,499 Pop.) | | Small City (2,500-9,999 Pop.) | | Medium City (10,000-49,999 Pop.) | | Large City (50,000 or More Pop.) | |
|---|---|---|---|---|---|---|---|---|---|---|---|---|---|
| | 1988 | 1987 | % Change | 1988 | % Change | 1988 | % Change | 1988 | % Change | 1988 | % Change | 1988 | % Change |
| SBC | 14,821,496 | 14,727,770 | 0.6 | 3,543,933 | 0.1 | 1,437,764 | 1.4 | 1,871,209 | 0.9 | 3,546,252 | -1.2 | [illegible] | [illegible] |
| AL | 1,036,445 | 1,031,057 | 0.5 | 334,883 | -0.5 | 83,987 | 1.4 | 145,960 | 4.0 | 242,708 | 6.5 | 229,087 | -5.9 |
| AK | 20,591 | 20,189 | 2.0 | 1,326 | 14.2 | 1,352 | -10.9 | 2,084 | 5.1 | 5,867 | 51.5 | 9,962 | -14.5 |
| AZ | 124,827 | 120,417 | 3.7 | 3,912 | -2.5 | 7,613 | -1.0 | 16,206 | 7.0 | 24,739 | 15.1 | 72,357 | 0.4 |
| AR | 483,483 | 479,555 | 0.8 | 117,087 | 0.1 | 87,522 | -0.6 | 84,015 | 4.1 | 125,611 | 4.7 | 89,248 | -5.0 |
| CA | 396,215 | 394,438 | 0.5 | 7,361 | 22.6 | 13,071 | -0.4 | 29,569 | -0.8 | 121,975 | -7.1 | 224,199 | 4.7 |
| CO | 64,472 | 63,974 | 0.8 | 1,722 | 20.6 | 5,872 | 4.7 | 8,230 | -5.4 | 16,223 | 2.6 | 32,328 | 0.0 |
| DC | 29,077 | 29,966 | -3.0 | ..... | ..... | ..... | ..... | ..... | ..... | ..... | ..... | 29,077 | -3.0 |
| FL | 927,178 | 918,865 | 0.9 | 117,478 | 1.8 | 58,326 | 0.2 | 96,863 | 2.4 | 257,846 | -3.2 | 396,685 | 3.2 |
| GA | 1,223,161 | 1,214,249 | 0.7 | 378,162 | 0.7 | 97,888 | 4.1 | 165,614 | -4.0 | 347,243 | -16.6 | 234,054 | 50.4 |
| HI | 14,879 | 13,691 | 8.7 | 96 | 83.3 | 468 | 107.1 | 2,206 | 47.0 | 7,407 | 47.0 | 4,700 | -31.5 |
| IL | 234,980 | 231,905 | 1.3 | 44,682 | -3.3 | 32,899 | 1.2 | 54,766 | -0.9 | 74,547 | 3.3 | 28,086 | 9.1 |
| IN | 90,225 | 89,209 | 1.1 | 7,049 | -11.8 | 9,380 | 2.1 | 10,626 | 1.6 | 32,476 | 3.5 | 30,684 | 1.6 |
| KS-NE | 82,442 | 82,822 | -0.2 | 3,087 | 5.9 | 8,876 | 17.5 | 12,188 | -2.0 | 19,204 | -8.0 | 39,287 | 0.7 |
| KY | 767,274 | 768,274 | -0.1 | 308,538 | 0.6 | 86,934 | 2.5 | 101,647 | -3.8 | 151,225 | 11.8 | 120,930 | -12.3 |
| LA | 578,684 | 575,069 | 0.7 | 165,017 | 2.8 | 58,930 | 0.3 | 64,866 | 4.0 | 109,882 | -2.5 | 180,609 | -0.4 |
| MD-DE | 98,246 | 98,977 | 1.3 | 12,248 | -1.5 | 9,837 | -0.2 | 9,373 | 27.9 | 42,024 | -2.2 | 24,666 | 1.6 |
| MI | 49,711 | 50,047 | -0.7 | 2,254 | -33.9 | 2,138 | -25.1 | 4,738 | 10.4 | 20,059 | -4.6 | 20,521 | 11.1 |
| MN-WI | 13,147 | 12,261 | 7.2 | 375 | 123.2 | 379 | 31.6 | 576 | -12.5 | 2,017 | 1.5 | 9,800 | 7.0 |
| MS | 663,873 | 658,127 | 0.9 | 267,835 | 0.6 | 67,159 | 2.7 | 84,045 | 2.5 | 183,700 | -1.1 | 61,134 | 3.9 |
| MO | 623,749 | 621,791 | 0.3 | 162,014 | 1.9 | 99,357 | -0.4 | 98,931 | -3.8 | 126,067 | 3.6 | 137,380 | -0.7 |
| NV | 21,601 | 20,589 | 5.9 | 698 | -1.4 | 880 | 9.6 | 3,315 | 7.9 | 2,623 | -23.6 | 14,285 | 13.6 |
| N-ENG | 17,261 | 17,875 | -3.4 | 48 | -81.3 | 1,969 | -13.3 | 1,369 | -22.4 | 8,222 | 2.6 | 4,653 | 1.2 |
| NM | 117,507 | 119,635 | -1.9 | 8,628 | -6.4 | 10,022 | 16.4 | 16,525 | 0.6 | 56,975 | -2.4 | 25,157 | -8.7 |
| NY | 23,987 | 24,562 | -2.3 | 1,183 | 18.3 | 1,204 | -14.6 | 2,583 | -17.7 | 8,833 | 0.8 | 10,184 | -0.8 |
| NC | 1,168,528 | 1,163,921 | 0.4 | 487,007 | -0.4 | 111,904 | 2.4 | 128,038 | 0.9 | 200,072 | -4.3 | 241,507 | 5.1 |
| NW | 76,578 | 76,337 | 0.3 | 2,355 | 8.1 | 9,066 | 5.5 | 12,280 | 8.9 | 33,766 | -5.7 | 19,111 | 3.1 |
| OH | 147,688 | 144,341 | 2.3 | 10,601 | 1.9 | 13,960 | 3.7 | 16,590 | 1.7 | 52,700 | 2.9 | 53,837 | 1.6 |
| OK | 751,681 | 746,429 | 0.7 | 113,171 | 4.4 | 118,203 | 1.9 | 132,408 | 0.5 | 183,927 | -1.2 | 203,872 | -0.1 |
| PA-SJ | 20,304 | 20,238 | 0.3 | 2,334 | -1.6 | 2,005 | 75.7 | 1,600 | -49.9 | 8,704 | 8.7 | 5,661 | 5.3 |
| SC | 701,700 | 699,584 | 0.3 | 236,957 | -2.2 | 88,716 | -2.2 | 66,683 | -4.0 | 183,172 | -2.0 | 126,172 | 14.5 |
| TN | 1,073,499 | 1,068,660 | 0.5 | 334,923 | -1.6 | 83,135 | 0.4 | 114,273 | 10.4 | 221,206 | 1.0 | 319,962 | -1.0 |
| TX | 2,480,861 | 2,460,903 | 0.9 | 232,265 | 0.8 | 241,999 | 0.7 | 308,625 | 1.6 | 524,441 | 2.8 | 1,176,531 | 0.0 |
| UT-ID | 18,015 | 18,295 | -1.5 | 387 | 5.2 | 1,525 | 45.5 | 4,276 | -19.3 | 5,844 | -11.7 | 5,983 | 20.6 |
| VA | 600,816 | 599,931 | 0.1 | 175,232 | -0.4 | 55,355 | 5.2 | 33,897 | -3.1 | 115,939 | -1.2 | 220,393 | 0.6 |
| WV | 28,496 | 27,626 | 3.1 | 3,631 | -1.5 | 3,484 | -15.7 | 7,101 | 22.5 | 11,182 | 15.0 | 3,098 | -27.6 |
| WY | 12,997 | 13,242 | -1.9 | 415 | -4.8 | 1,017 | -11.0 | 2,576 | -11.8 | 4,289 | 2.6 | 4,700 | 3.1 |
| OK FLSHP** | 8,408 | 8,513 | -1.2 | 347 | 21.3 | 704 | -17.1 | 1,498 | 71.2 | 5,136 | -13.6 | 723 | 29.3 |
| IA FLSHP[1] | 11,053 | 10,819 | 2.2 | 264 | -35.1 | 513 | -14.9 | 1,891 | 28.6 | 4,735 | 6.6 | 3,650 | -8.6 |
| MT FLSHP** | 9,454 | 8,792 | 7.5 | 209 | -12.8 | 1,591 | 31.2 | 2,325 | -1.9 | 2,237 | 8.2 | 3,092 | 6.6 |
| PR[1] | 5,003 | 4,595 | 8.9 | 132 | -2.2 | 503 | -6.5 | 833 | 22.1 | 649 | 0.6 | 2,866 | 11.2 |

[1]Not a state convention but to be shown as part of SBC statistics
**Churches of the Dakotas Southern Baptist Fellowship and the Montana Southern Baptist Fellowship previously reported through the Northern Plains Baptist Convention. See note on page 6



## Total Membership by Size of Church Membership—1988

| SBC and State Conventions | Total | Size of Membership | | | | | | | | | | | | |
|---|---|---|---|---|---|---|---|---|---|---|---|---|---|---|
| | | 1-49 | 50-99 | 100-149 | 150-199 | 200-299 | 300-399 | 400-499 | 500-749 | 750-999 | 1,000-1,499 | 1,500-1,999 | 2,000-2,999 | 3,000 or More |
| SBC | 14,818,496 | 77,613 | 353,942 | 585,967 | 719,312 | 1,515,177 | 1,371,777 | 1,196,117 | 2,101,209 | 1,495,045 | 1,857,492 | 1,064,020 | 1,100,814 | 1,379,811 |
| AL | 1,036,445 | 6,363 | 31,783 | 62,890 | 65,119 | 129,512 | 95,239 | 89,505 | 138,490 | 97,981 | 127,403 | 60,003 | 64,025 | 88,132 |
| AK | 20,591 | 267 | 361 | 990 | 349 | 2,261 | 2,646 | 1,304 | 3,839 | 2,727 | | | 2,280 | 3,564 |
| AZ | 124,827 | 937 | 3,167 | 4,083 | 5,481 | 6,340 | 8,048 | 6,656 | 20,798 | 11,381 | 14,614 | 6,879 | 9,945 | 26,498 |
| AR | 483,483 | 3,297 | 13,620 | 21,310 | 25,406 | 48,325 | 43,554 | 37,665 | 68,365 | 43,277 | 62,618 | 43,095 | 32,904 | 40,017 |
| CA | 396,215 | 3,405 | 12,869 | 14,436 | 18,090 | 31,861 | 37,228 | 35,980 | 66,110 | 34,662 | 48,954 | 34,830 | 21,102 | 36,688 |
| CO | 64,472 | 402 | 3,286 | 2,416 | 3,475 | 5,310 | 5,182 | 4,845 | 11,285 | 4,290 | 10,210 | 1,541 | 8,147 | 4,080 |
| DC | 29,077 | | 157 | 356 | 809 | 2,012 | 1,664 | 3,590 | 4,995 | 6,988 | 3,511 | 1,842 | | 3,150 |
| FL | 927,178 | 1,796 | 13,742 | 23,057 | 32,036 | 60,208 | 63,087 | 55,514 | 110,408 | 101,850 | 120,206 | 89,604 | 94,107 | 161,561 |
| GA | 1,223,161 | 4,191 | 25,782 | 48,179 | 60,021 | 129,377 | 123,801 | 96,935 | 186,596 | 142,419 | 144,286 | 76,655 | 96,806 | 88,113 |
| HI | 14,879 | 186 | 711 | 895 | 892 | 1,472 | 1,355 | 1,366 | 2,619 | 773 | 4,610 | | | |
| IL | 234,980 | 3,143 | 13,534 | 17,792 | 16,731 | 35,109 | 30,788 | 23,235 | 35,515 | 14,786 | 30,011 | 9,769 | 4,567 | |
| IN | 90,225 | 1,131 | 3,936 | 4,505 | 5,982 | 11,785 | 8,899 | 13,630 | 12,560 | 8,201 | 3,629 | 5,008 | | 9,959 |
| KS-NE | 82,442 | 1,014 | 3,197 | 3,637 | 3,850 | 9,244 | 5,427 | 9,640 | 9,482 | 10,237 | 7,628 | 3,248 | 12,235 | 3,603 |
| KY | 767,274 | 2,682 | 20,073 | 38,084 | 47,601 | 106,044 | 88,965 | 73,819 | 112,976 | 68,472 | 77,619 | 48,630 | 46,948 | 35,361 |
| LA | 578,684 | 1,952 | 11,641 | 19,688 | 24,492 | 67,018 | 49,320 | 42,467 | 76,306 | 51,087 | 84,967 | 37,787 | 47,282 | 64,877 |
| MD-DE | 98,246 | 578 | 2,317 | 3,523 | 3,966 | 9,198 | 13,135 | 13,085 | 19,094 | 9,639 | 14,823 | 3,282 | 5,606 | |
| MI | 49,711 | 1,179 | 3,834 | 2,907 | 4,878 | 8,693 | 3,735 | 5,252 | 9,321 | 4,244 | 4,152 | 1,516 | | |
| MN-WI | 13,147 | 881 | 1,087 | 1,869 | 829 | 2,047 | 2,764 | 1,743 | 1,927 | | | | | |
| MS | 663,873 | 3,538 | 19,419 | 40,316 | 43,770 | 86,611 | 80,837 | 50,187 | 78,020 | 74,945 | 62,064 | 50,229 | 45,124 | 28,813 |
| MO | 623,749 | 5,015 | 23,386 | 31,374 | 38,407 | 61,513 | 55,919 | 49,219 | 102,442 | 66,131 | 79,094 | 61,493 | 30,444 | 19,312 |
| NV | 21,601 | 441 | 913 | 746 | 796 | 2,492 | 2,456 | 862 | 3,431 | 895 | 4,998 | 3,771 | | |
| N-ENG | 17,261 | 916 | 1,552 | 1,029 | 1,993 | 1,588 | 3,087 | 2,738 | 2,091 | | 2,255 | | | |
| NM | 117,507 | 780 | 2,675 | 4,200 | 4,922 | 5,876 | 8,613 | 8,122 | 15,680 | 13,153 | 13,481 | 16,188 | 12,462 | 11,362 |
| NY | 23,987 | 1,268 | 3,106 | 3,572 | 2,749 | 4,068 | 3,380 | 1,849 | 1,831 | 950 | 1,200 | | | |
| NC | 1,168,528 | 5,161 | 25,100 | 49,228 | 80,050 | 177,600 | 160,367 | 132,852 | 207,070 | 118,243 | 122,504 | 37,800 | 38,031 | 14,522 |
| NW | 76,578 | 1,215 | 4,599 | 4,700 | 5,310 | 11,058 | 12,515 | 8,664 | 8,064 | 7,820 | 8,633 | 1,802 | 2,198 | |
| OH | 147,688 | 1,341 | 6,431 | 7,736 | 7,218 | 21,771 | 17,140 | 19,318 | 28,982 | 12,000 | 14,246 | 9,296 | 2,209 | |
| OK | 751,681 | 3,178 | 12,182 | 16,170 | 25,860 | 52,806 | 44,672 | 43,676 | 96,142 | 79,551 | 110,576 | 62,643 | 61,202 | 141,023 |
| PA-SJ | 20,304 | 641 | 1,849 | 2,465 | 2,045 | 3,625 | 2,481 | 3,036 | 1,693 | 2,489 | | | | |
| SC | 701,700 | 2,297 | 11,425 | 23,759 | 31,231 | 65,363 | 78,162 | 77,977 | 121,018 | 92,820 | 78,324 | 45,861 | 41,481 | 11,982 |
| TN | 1,073,499 | 3,431 | 20,133 | 46,676 | 60,398 | 144,098 | 110,332 | 90,198 | 136,680 | 88,061 | 139,014 | 61,268 | 95,211 | 77,979 |
| TX | 2,480,861 | 9,024 | 37,427 | 49,839 | 58,183 | 117,638 | 133,715 | 125,005 | 282,319 | 249,038 | 367,054 | 241,314 | 298,171 | 512,134 |
| UT-ID | 18,015 | 783 | 1,459 | 1,359 | 979 | 2,363 | 757 | 1,299 | 5,926 | 815 | 2,275 | | | |
| VA | 600,816 | 1,863 | 10,881 | 22,064 | 29,613 | 61,829 | 62,633 | 58,214 | 112,011 | 66,625 | 85,777 | 46,684 | 25,744 | 16,878 |
| WV | 28,496 | 461 | 1,651 | 2,780 | 1,998 | 3,270 | 4,677 | 1,798 | 2,834 | 3,410 | 1,105 | 1,962 | 2,560 | |
| WY | 12,997 | 618 | 661 | 1,234 | 901 | 520 | 1,855 | 1,770 | 2,332 | 776 | 2,330 | | | |
| OK FLSHP** | 8,408 | 591 | 959 | 1,204 | 776 | 910 | 346 | 400 | | 911 | 2,311 | | | |
| IA FLSHP[1] | 11,053 | 533 | 1,093 | 1,239 | 359 | 2,045 | 1,338 | 1,398 | 1,397 | 1,650 | | | | |
| MT FLSHP** | 9,454 | 767 | 1,123 | 1,113 | 1,257 | 2,046 | 328 | 1,300 | 547 | 973 | | | | |
| PR[1] | 5,003 | 565 | 820 | 547 | 490 | 470 | 326 | | | 775 | 1,010 | | | |

[1]Not a state convention but to be shown as part of SBC statistics
**Churches of the Dakotas Southern Baptist Fellowship and the Montana Southern Baptist Fellowship previously reported through the Northern Plains Baptist Convention. See note on page 6

## Work in States[1] with Fewer Than One Hundred Churches, 1987–1988

| | Totals for States with Fewer Than 1000 Churches | | |
|---|---|---|---|
| | 1987 | 1988 | Percent Change |
| Churches | 820 | 847 | +3.3 |
| Baptisms | 7,716 | 8,088 | +4.8 |
| Total Members | 185,716 | 187,863 | +1.1 |
| SS Ongoing Enrollment | 106,999 | 110,228 | +3.0 |
| CT Enrollment | 26,351 | 28,263 | +7.3 |
| Total Receipts | $58,238,230 | $57,833,520 | -0.7 |
| Mission Expenditures | $10,106,662 | $10,575,236 | +4.6 |

[1]Not including Puerto Rico, Canada, and other foreign

## Number of Churches Reporting Selected Items—1988

| SBC and State Conventions | Total Number Reporting Churches | Number of Churches Having Full-time Preaching | Media Library | Weekday Education Program | Baptist Doctrine Study | Multiple Sunday Services | Broadcast of Worship Services (TV or Radio) | Church Budget | State Paper in Budget | RA Week | Ethnic Sunday School Members |
|---|---|---|---|---|---|---|---|---|---|---|---|
| SBC | 36,674 | 32,490 | 18,317 | 2,869 | 12,625 | 1,070 | 3,312 | 26,802 | 17,217 | 5,045 | 5,100 |
| AL | 3,030 | 2,780 | 1,231 | 197 | 875 | 48 | 265 | 1,992 | 1,968 | 391 | 155 |
| AK | 54 | 49 | 37 | 2 | 24 | 4 | 4 | 48 | 37 | 5 | 23 |
| AZ | 266 | 250 | 148 | 24 | 129 | 19 | 16 | 230 | 167 | 26 | 139 |
| AR | 1,272 | 1,197 | 617 | 84 | 407 | 17 | 118 | 863 | 724 | 107 | 96 |
| CA | 1,048 | 941 | 503 | 82 | 498 | 114 | 50 | 866 | 476 | 77 | 445 |
| CO | 183 | 172 | 124 | 20 | 84 | 6 | 11 | 167 | 92 | 16 | 62 |
| DC | 53 | 25 | 6 | | | | | 6 | | | |
| FL | 1,673 | 1,607 | 945 | 237 | 749 | 78 | 165 | 1,391 | 758 | 239 | 363 |
| GA | 2,997 | 2,669 | 1,277 | 290 | 929 | 59 | 329 | 1,980 | 1,045 | 426 | 223 |
| HI | 49 | 39 | 31 | 21 | 23 | 9 | 1 | 46 | 6 | 6 | 29 |
| IL | 908 | 813 | 422 | 34 | 331 | 20 | 110 | 534 | 382 | 87 | 91 |
| IN | 296 | 280 | 164 | 21 | [illegible] | 8 | 17 | 240 | 151 | 30 | 43 |
| KS-NE | 246 | 226 | 155 | 14 | 109 | 10 | 10 | 193 | 126 | 24 | 53 |
| KY | 2,168 | 1,933 | 859 | 102 | 665 | 40 | 310 | 1,141 | 849 | 268 | 115 |
| LA | 1,332 | 1,268 | 658 | 131 | 446 | 43 | 96 | 964 | 527 | 183 | 122 |
| MD-DE | 252 | 207 | 184 | 32 | 125 | 6 | 15 | 237 | 154 | 37 | 64 |
| MI | 228 | 203 | 105 | 8 | 87 | 4 | 8 | 158 | 33 | 14 | 45 |
| MN-WI | 89 | 65 | 32 | 5 | 42 | 4 | 4 | 74 | 27 | 5 | 22 |
| MS | 1,860 | 1,797 | 830 | 140 | 573 | 31 | 181 | 1,498 | 1,447 | 250 | 101 |
| MO | 1,832 | 1,567 | 1,038 | 94 | 603 | 36 | 139 | 1,139 | 930 | 224 | 138 |
| NV | 71 | 65 | 37 | 3 | 38 | 7 | 2 | 63 | 49 | 2 | 34 |
| N-ENG | 102 | 71 | 44 | 6 | 37 | 7 | 7 | 81 | 8 | 5 | 36 |
| NM | 257 | 234 | 140 | 17 | [illegible] | 13 | 25 | 220 | 195 | 39 | 132 |
| NY | 165 | 100 | 82 | [illegible] | 34 | 4 | 7 | 108 | 44 | 12 | 48 |
| NC | 3,457 | 2,578 | 1,654 | 236 | [illegible] | 59 | 308 | 2,817 | 1,057 | 601 | 251 |
| NW | 298 | 278 | 193 | 15 | [illegible] | 6 | 4 | 268 | 207 | 20 | 85 |
| OH | 499 | 476 | 257 | 27 | [illegible] | 15 | 12 | 410 | 114 | 80 | 77 |
| OK | 1,423 | 1,346 | 665 | 80 | [illegible] | 39 | 104 | 965 | 979 | 183 | 211 |
| PA-SJ | 110 | 97 | 60 | 7 | [illegible] | 6 | 9 | 99 | 13 | 21 | 31 |
| SC | 1,753 | 1,562 | 856 | 176 | [illegible] | 31 | 154 | 1,557 | 1,000 | 404 | 114 |
| TN | 2,738 | 2,517 | 1,319 | 163 | [illegible] | 65 | 295 | 1,527 | 889 | 297 | 158 |
| TX | 4,072 | 3,772 | 2,289 | 489 | [illegible] | 202 | 349 | 3,148 | 2,354 | 700 | 1,321 |
| UT-ID | 92 | 80 | 45 | 5 | [illegible] | 6 | 2 | 81 | 62 | 5 | 37 |
| VA | 1,480 | 856 | 939 | 139 | [illegible] | 39 | 166 | 1,305 | 399 | 252 | 166 |
| WV | 110 | 104 | 51 | [illegible] | [illegible] | [illegible] | 10 | 93 | 13 | 5 | 8 |
| WY | 64 | 54 | 37 | [illegible] | [illegible] | 3 | 2 | 55 | 34 | 7 | 10 |
| DK FLSHP[1] | 61 | 54 | 24 | 2 | [illegible] | 5 | 3 | 58 | 21 | 6 | 18 |
| IA FLSHP[2] | 62 | 56 | 39 | [illegible] | [illegible] | [illegible] | 3 | 55 | 15 | 2 | 9 |
| MT FLSHP[1] | 72 | 62 | 37 | [illegible] | [illegible] | [illegible] | 1 | 55 | 32 | 3 | 17 |
| PR[1] | 41 | 40 | [illegible] | 3 | 8 | 5 | 2 | 39 | 2 | 8 | 10 |

[1]Not a state convention but to be shown as part of SBC statistics
[2]Churches of the Dakotas Southern Baptist Fellowship and the Montana [illegible] Fellowship previously reported through the Northern Plains Baptist Convention. See note on page 6



## Summary of Southern Baptist Work in States[1] with Fewer Than One Hundred Churches, 1988

| State | Churches | Baptisms | Other Additions | Total Members | Amount Paid for New Construction and Property of Local Church | Sunday School Ongoing Enrollment | Church Training Enrollment | Total Receipts[2] | Mission Expenditures |
|---|---|---|---|---|---|---|---|---|---|
| Totals | 847 | 8,088 | 9,586 | 187,863 | $4,998,599 | 110,228 | 28,263 | $57,833,520 | $10,575,236 |
| Alaska | 54 | 886 | 938 | 20,579 | 317,408 | 8,884 | 2,155 | 7,520,350 | 1,395,032 |
| Connecticut | 29 | 366 | 379 | 6,903 | 758,146 | 4,941 | 958 | 3,517,095 | 585,115 |
| Delaware | 12 | 80 | 176 | 4,572 | 28,602 | 2,811 | 942 | 1,504,010 | 256,919 |
| District of Columbia | 27 | 356 | 521 | 15,199 | 17,873 | 3,729 | 940 | 139,850[3] | 45,907 |
| Hawaii | 49 | 736 | 897 | 14,871 | 456,840 | 10,501 | 2,564 | 7,395,775 | 1,553,534 |
| Idaho | 50 | 449 | 515 | 11,218 | 125,541 | 5,874 | 1,750 | 2,465,310 | 471,799 |
| Iowa | 64 | 416 | 478 | 11,310 | 284,481 | 6,318 | 2,019 | 2,945,190 | 556,131 |
| Maine | 6 | 75 | 122 | 1,238 | 65,201 | 867 | 110 | 476,440 | 223,117 |
| Massachusetts | 41 | 372 | 427 | 6,072 | 43,909 | 4,510 | 764 | 2,320,965 | 451,045 |
| Minnesota | 32 | 210 | 284 | 3,780 | 202,733 | 3,726 | 1,161 | 1,955,310 | 328,025 |
| Montana | 72 | 597 | 562 | 9,454 | 144,735 | 7,004 | 1,884 | 2,922,555 | 471,111 |
| Nebraska | 34 | 373 | 591 | 8,716 | 682,776 | 6,217 | 805 | 3,018,160 | 337,809 |
| Nevada | 67 | 998 | 1,058 | 21,477 | 198,842 | 13,262 | 3,707 | 5,594,080 | 999,549 |
| New Hampshire | 9 | 90 | 136 | 2,101 | 18,813 | 1,441 | 223 | 991,055 | 270,807 |
| New Jersey | 49 | 232 | 376 | 7,856 | 633,931 | 4,799 | 976 | 3,725,130 | 741,909 |
| North Dakota | 18 | 144 | 173 | 3,095 | 49,978 | 1,833 | 532 | 1,010,370 | 189,278 |
| Rhode Island | 4 | 44 | 97 | 1,115 | 69,851 | 688 | 74 | 446,520 | 71,879 |
| South Dakota | 44 | 256 | 275 | 5,366 | 129,714 | 4,139 | 721 | 1,457,390 | 224,306 |
| Utah | 53 | 443 | 460 | 9,931 | 105,542 | 5,283 | 1,561 | 2,323,570 | 423,327 |
| Vermont | 10 | 46 | 69 | 646 | 542 | 623 | 193 | 363,690 | 90,540 |
| Wisconsin | 58 | 488 | 506 | 9,367 | 346,756 | 5,647 | 1,988 | 2,521,995 | 326,032 |
| Wyoming | 65 | 431 | 546 | 12,997 | 316,385 | 7,131 | 2,236 | 3,318,710 | 562,065 |

[1]Figures shown for states in this summary are included in other tables in this Handbook as part of the respective state conventions or fellowships with which the churches are affiliated
[2]Includes income from fees, rentals, etc., and offerings and special gifts
[3]Due to incomplete reporting of the 1988 financial data for churches in the DC convention, this figure is significantly understated

## Number of Churches Reporting Major Items—1988

| SBC and State Conventions | Total No. Reporting Churches | Baptisms | Additions by Letter | On-going Sunday School | VBS | Church Training | Ongoing WMU | Ongoing Brotherhood | Ongoing Men's Ministry | Tithes Offerings & Special Gifts | Mission Expenditures | Church Property | Pastor | Church Debt | Cooperative Program |
|---|---|---|---|---|---|---|---|---|---|---|---|---|---|---|---|
| **SBC** | 36,874 | 29,809 | 30,227 | 36,261 | 28,628 | 23,103 | 25,778 | 18,866 | 30,826 | 35,801 | 35,446 | 34,600 | 32,852 | 14,404 | 33,042 |
| Open Country and Village | 17,501 | 12,594 | 12,981 | 17,190 | | 9,188 | 10,245 | 6,807 | 13,316 | 18,968 | 18,743 | 16,466 | 15,361 | 4,178 | 15,168 |
| Town | 4,299 | 3,711 | 3,724 | 4,268 | | 2,886 | 3,377 | 2,412 | 3,825 | 4,236 | 4,207 | 4,145 | 3,813 | 1,765 | 4,072 |
| City (2000-9999 pop.) | 3,713 | 3,316 | 3,373 | 3,674 | | 2,734 | 3,036 | 2,373 | 3,356 | 3,655 | 3,625 | 3,558 | 3,368 | 1,990 | 3,490 |
| City (10,000-49,999 pop.) | 5,687 | 5,060 | 5,177 | 5,816 | | 4,238 | 4,658 | 3,801 | 5,217 | 5,564 | 5,528 | 5,362 | 5,171 | 3,421 | 5,283 |
| City (50,000 or more) | 5,674 | 4,928 | 4,972 | 5,513 | | 4,057 | 4,461 | 3,473 | 5,112 | 5,378 | 5,343 | 5,068 | 5,139 | 3,050 | 5,028 |
| **Alabama** | 3,030 | 2,315 | 2,409 | 2,986 | 2,310 | 2,233 | 1,989 | 1,670 | 2,369 | 2,902 | 2,868 | 2,644 | 2,663 | 1,067 | 2,587 |
| Open Country and Village | 1,846 | 1,265 | 1,330 | 1,811 | | 1,226 | 1,005 | 795 | 1,264 | 1,768 | 1,737 | 1,709 | 1,599 | 455 | 1,503 |
| Town | 273 | 232 | 236 | 271 | | 225 | 221 | 180 | 245 | 271 | 267 | 266 | 243 | 109 | 251 |
| City (2000-9999 pop.) | 289 | 264 | 264 | 288 | | 243 | 238 | 213 | 258 | 282 | 279 | 277 | 253 | 186 | 262 |
| City (10,000-49,999 pop.) | 372 | 332 | 347 | 370 | | 320 | 314 | 292 | 348 | 366 | 362 | 355 | 342 | 212 | 349 |
| City (50,000 or more) | 250 | 222 | 232 | 246 | | 219 | 211 | 190 | 234 | 248 | 243 | 237 | 216 | 145 | 232 |
| **Alaska** | 54 | 49 | 50 | 54 | 45 | 37 | 40 | 34 | 47 | 54 | 54 | 53 | 50 | 36 | 53 |
| Open Country and Village | 9 | 6 | 7 | 9 | | 3 | 3 | 4 | 7 | 9 | 9 | 9 | 8 | 5 | 8 |
| Town | 6 | 6 | 6 | 6 | | 4 | 5 | 6 | 4 | 6 | 6 | 6 | 6 | 4 | 6 |
| City (2000-9999 pop.) | 9 | 8 | 8 | 9 | | 6 | 8 | 5 | 7 | 9 | 9 | 9 | 9 | 7 | 9 |
| City (10,000-49,999 pop.) | 17 | 17 | 17 | 17 | | 13 | 15 | 14 | 17 | 17 | 17 | 16 | 15 | 12 | 17 |
| City (50,000 or more) | 13 | 12 | 12 | 13 | | 7 | 9 | 5 | 12 | 13 | 13 | 13 | 12 | 8 | 13 |
| **Arizona** | 266 | 235 | 236 | 263 | 200 | 180 | 174 | 110 | 230 | 262 | 255 | 247 | 243 | 148 | 247 |
| Open Country and Village | 36 | 26 | 25 | 34 | | 17 | 14 | 8 | 24 | 35 | 31 | 31 | 29 | 14 | 30 |
| Town | 41 | 37 | 38 | 41 | | 21 | 28 | 15 | 35 | 41 | 41 | 40 | 37 | 20 | 39 |
| City (2000-9999 pop.) | 43 | 38 | 41 | 43 | | 33 | 30 | 17 | 39 | 43 | 43 | 41 | 41 | 20 | 43 |
| City (10,000-49,999 pop.) | 41 | 38 | 39 | 41 | | 29 | 29 | 22 | 39 | 41 | 40 | 39 | 37 | 29 | 40 |
| City (50,000 or more) | 105 | 96 | 93 | 104 | | 80 | 73 | 48 | 93 | 102 | 100 | 96 | 99 | 66 | 95 |
| **Arkansas** | 1,272 | 1,027 | 1,032 | 1,266 | 955 | 902 | 712 | 452 | 976 | 1,253 | 1,247 | 1,229 | 1,133 | 460 | 1,195 |
| Open Country and Village | 681 | 484 | 475 | 677 | | 418 | 252 | 121 | 438 | 669 | 663 | 651 | 589 | 142 | 621 |
| Town | 191 | 168 | 172 | 189 | | 148 | 135 | 83 | 163 | 188 | 189 | 187 | 178 | 75 | 185 |
| City (2000-9999 pop.) | 141 | 133 | 137 | 141 | | 122 | 115 | 90 | 132 | 140 | 140 | 140 | 129 | 83 | 140 |
| City (10,000-49,999 pop.) | 163 | 150 | 156 | 163 | | 134 | 126 | 105 | 150 | 162 | 161 | 158 | 150 | 103 | 158 |
| City (50,000 or more) | 96 | 92 | 92 | 96 | | 80 | 84 | 53 | 93 | 94 | 94 | 93 | 87 | 57 | 91 |
| **California** | 1,048 | 842 | 843 | 995 | 600 | 645 | 869 | 432 | 887 | 977 | 948 | 986 | 961 | 556 | 864 |
| Open Country and Village | 46 | 37 | 35 | 45 | | 18 | 20 | 9 | 38 | 45 | 44 | 40 | 40 | 22 | 38 |
| Town | 90 | 68 | 70 | 90 | | 40 | 48 | 20 | 77 | 86 | 85 | 84 | 79 | 37 | 79 |
| City (2000-9999 pop.) | 116 | 96 | 102 | 111 | | 62 | 72 | 36 | 101 | 112 | 111 | 107 | 104 | 52 | 106 |
| City (10,000-49,999 pop.) | 328 | 275 | 274 | 320 | | 212 | 228 | 149 | 284 | 316 | 304 | 297 | 297 | 198 | 288 |
| City (50,000 or more) | 458 | 365 | 362 | 429 | | 313 | 303 | 218 | 389 | 418 | 402 | 358 | 441 | 249 | 352 |
| **Colorado** | 183 | 161 | 165 | 179 | 133 | 117 | 121 | 88 | 164 | 177 | 176 | 174 | 168 | 96 | 170 |
| Open Country and Village | 17 | 12 | 12 | 16 | | 7 | 6 | 5 | 14 | 15 | 16 | 16 | 15 | 5 | 15 |
| Town | 45 | 39 | 39 | 43 | | 26 | 27 | 15 | 35 | 44 | 43 | 43 | 37 | 21 | 40 |
| City (2000-9999 pop.) | 31 | 27 | 29 | 31 | | 19 | 19 | 14 | 28 | 30 | 30 | 31 | 31 | 16 | 30 |
| City (10,000-49,999 pop.) | 39 | 36 | 37 | 38 | | 26 | 25 | 20 | 37 | 37 | 36 | 35 | 35 | 22 | 36 |
| City (50,000 or more) | 51 | 47 | 48 | 51 | | 39 | 42 | 34 | 50 | 51 | 51 | 49 | 50 | 32 | 50 |





| | | | | | | | | | | | | | | | |
|---|---|---|---|---|---|---|---|---|---|---|---|---|---|---|---|
| **District of Columbia** | 52 | 37 | 40 | 45 | 27 | 26 | 30 | 10 | 36 | 6 | 34 | 6 | 47 | 3 | 8 |
| Open Country and Village | | | | | | | | | | | | | | | |
| Town | | | | | | | | | | | | | | | |
| City (2000-9999 pop.) | | | | | | | | | | | | | | | |
| City (10,000-49,999 pop.) | | | | | | | | | | | | | | | |
| City (50,000 or more) | 52 | 37 | 40 | 45 | | 26 | 30 | 10 | 36 | 6 | 34 | 6 | 47 | 3 | 8 |
| **Florida** | 1,673 | 1,474 | 1,499 | 1,644 | 1,273 | 1,182 | 1,243 | 959 | 1,533 | 1,637 | 1,628 | 1,601 | 1,519 | 801 | 1,557 |
| Open Country and Village | 508 | 410 | 442 | 500 | | 334 | 332 | 233 | 448 | 498 | 495 | 480 | 447 | 137 | 471 |
| Town | 163 | 158 | 165 | 180 | | 127 | 140 | 104 | 169 | 177 | 176 | 178 | 163 | 79 | 168 |
| City (2000-9999 pop.) | 165 | 160 | 157 | 164 | | 128 | 136 | 103 | 158 | 165 | 162 | 158 | 157 | 92 | 158 |
| City (10,000-49,999 pop.) | 348 | 326 | 323 | 343 | | 250 | 279 | 231 | 330 | 343 | 341 | 333 | 328 | 223 | 328 |
| City (50,000 or more) | 469 | 419 | 412 | 457 | | 343 | 356 | 288 | 428 | 454 | 454 | 442 | 426 | 270 | 434 |
| **Georgia** | 2,997 | 2,366 | 2,436 | 2,925 | 2,350 | 1,827 | 2,169 | 1,752 | 2,489 | 2,897 | 2,853 | 2,809 | 2,698 | 985 | 2,527 |
| Open Country and Village | 1,690 | 1,199 | 1,258 | 1,635 | | 864 | 1,045 | 783 | 1,274 | 1,619 | 1,588 | 1,568 | 1,507 | 344 | 1,365 |
| Town | 269 | 236 | 233 | 266 | | 184 | 243 | 194 | 252 | 263 | 260 | 261 | 243 | 109 | 248 |
| City (2000-9999 pop.) | 291 | 261 | 257 | 288 | | 228 | 249 | 218 | 269 | 284 | 281 | 279 | 274 | 150 | 258 |
| City (10,000-49,999 pop.) | 488 | 439 | 451 | 482 | | 355 | 421 | 367 | 450 | 479 | 474 | 462 | 440 | 259 | 424 |
| City (50,000 or more) | 256 | 231 | 239 | 254 | | 198 | 231 | 190 | 244 | 252 | 250 | 239 | 232 | 123 | 241 |
| **Hawaii** | 49 | 46 | 42 | 48 | 30 | 34 | 41 | 25 | 42 | 49 | 49 | 40 | 47 | 28 | 48 |
| Open Country and Village | 1 | 1 | | 1 | | 1 | 1 | 1 | 1 | 1 | 1 | | 1 | | 1 |
| Town | 4 | 4 | 1 | 3 | | 2 | 2 | | 3 | 4 | 4 | 3 | 2 | | 4 |
| City (2000-9999 pop.) | 14 | 13 | 13 | 14 | | 8 | 13 | 6 | 11 | 14 | 14 | 12 | 14 | 10 | 14 |
| City (10,000-49,999 pop.) | 17 | 17 | 18 | 17 | | 13 | 16 | 10 | 15 | 17 | 17 | 14 | 17 | 9 | 18 |
| City (50,000 or more) | 13 | 11 | 12 | 13 | | 10 | 9 | 8 | 12 | 13 | 13 | 11 | 13 | 9 | 13 |
| **Illinois** | 908 | 867 | 669 | 695 | 612 | 467 | 557 | 368 | 706 | 868 | 862 | 825 | 802 | 317 | 799 |
| Open Country and Village | 333 | 180 | 200 | 329 | | 109 | 153 | 77 | 218 | 323 | 323 | 318 | 282 | 84 | 298 |
| Town | 145 | 118 | 111 | 144 | | 81 | 98 | 65 | 123 | 141 | 138 | 138 | 124 | 56 | 137 |
| City (2000-9999 pop.) | 150 | 135 | 131 | 149 | | 97 | 122 | 84 | 139 | 148 | 145 | 145 | 139 | 75 | 136 |
| City (10,000-49,999 pop.) | 174 | 150 | 148 | 173 | | 121 | 130 | 101 | 144 | 170 | 170 | 160 | 157 | 100 | 161 |
| City (50,000 or more) | 106 | 84 | 78 | 100 | | 59 | 58 | 42 | 82 | 88 | 86 | 64 | 100 | 42 | 67 |
| **Indiana** | 298 | 245 | 243 | 296 | 213 | 166 | 210 | 136 | 246 | 290 | 289 | 285 | 265 | 187 | 274 |
| Open Country and Village | 45 | 36 | 28 | 45 | | 23 | 28 | 13 | 32 | 41 | 44 | 41 | 40 | 20 | 40 |
| Town | 53 | 37 | 38 | 53 | | 23 | 30 | 23 | 41 | 51 | 48 | 50 | 44 | 31 | 48 |
| City (2000-9999 pop.) | 45 | 36 | 40 | 44 | | 24 | 28 | 15 | 35 | 45 | 44 | 44 | 41 | 33 | 41 |
| City (10,000-49,999 pop.) | 84 | 74 | 75 | 83 | | 50 | 68 | 40 | 77 | 82 | 82 | 79 | 78 | 58 | 80 |
| City (50,000 or more) | 71 | 62 | 63 | 71 | | 46 | 55 | 44 | 61 | 71 | 71 | 71 | 64 | 45 | 67 |
| **Kansas-Nebraska** | 246 | 207 | 203 | 242 | 171 | 154 | 183 | 123 | 210 | 243 | 238 | 229 | 225 | 118 | 229 |
| Open Country and Village | 26 | 18 | 14 | 26 | | 15 | 15 | 9 | 22 | 26 | 26 | 25 | 25 | 3 | 24 |
| Town | 56 | 43 | 45 | 54 | | 32 | 34 | 16 | 39 | 55 | 51 | 52 | 49 | 22 | 49 |
| City (2000-9999 pop.) | 47 | 39 | 38 | 47 | | 23 | 37 | 19 | 40 | 47 | 47 | 45 | 43 | 21 | 45 |
| City (10,000-49,999 pop.) | 56 | 49 | 49 | 55 | | 40 | 46 | 35 | 51 | 55 | 55 | 52 | 54 | 38 | 54 |
| City (50,000 or more) | 61 | 58 | 56 | 60 | | 44 | 51 | 44 | 58 | 60 | 59 | 55 | 54 | 34 | 57 |
| **Kentucky** | 2,168 | 1,770 | 1,734 | 2,131 | 1,801 | 1,049 | 1,383 | 910 | 1,801 | 2,090 | 2,066 | 2,043 | 1,934 | 760 | 1,904 |
| Open Country and Village | 1,424 | 1,098 | 1,082 | 1,400 | | 561 | 767 | 448 | 1,122 | 1,371 | 1,353 | 1,331 | 1,261 | 359 | 1,219 |
| Town | 227 | 204 | 202 | 225 | | 136 | 190 | 131 | 203 | 225 | 223 | 225 | 204 | 100 | 220 |
| City (2000-9999 pop.) | 166 | 155 | 153 | 167 | | 114 | 145 | 112 | 157 | 163 | 161 | 160 | 148 | 87 | 158 |
| City (10,000-49,999 pop.) | 204 | 191 | 192 | 204 | | 144 | 163 | 132 | 192 | 199 | 198 | 198 | 195 | 128 | 185 |
| City (50,000 or more) | 144 | 117 | 125 | 135 | | 94 | 118 | 87 | 127 | 132 | 130 | 129 | 126 | 63 | 124 |

| | | | | | | | | | | | | | | | |
|---|---|---|---|---|---|---|---|---|---|---|---|---|---|---|---|
| **Louisiana** | 1,332 | 1 109 | 1,148 | 1,316 | 1,039 | 946 | 890 | 600 | 1,092 | 1,312 | 1,289 | 1,283 | 1,172 | 506 | 1,229 |
| Open Country and Village | 755 | 577 | 608 | 746 | | 488 | 422 | 240 | 580 | 741 | 723 | 721 | 651 | 189 | 679 |
| Town | 148 | 138 | 137 | 147 | | 111 | 110 | 76 | 132 | 147 | 145 | 148 | 135 | 57 | 144 |
| City (2000-9999 pop.) | 121 | 108 | 115 | 121 | | 96 | 102 | 74 | 110 | 121 | 118 | 120 | 110 | 60 | 112 |
| City (10,000-49,999 pop.) | 148 | 136 | 137 | 145 | | 122 | 118 | 97 | 140 | 144 | 143 | 143 | 133 | 92 | 137 |
| City (50,000 or more) | 180 | 150 | 151 | 157 | | 129 | 137 | 113 | 150 | 158 | 159 | 153 | 143 | 107 | 157 |
| **Maryland-Delaware** | 262 | 210 | 217 | 253 | 192 | 172 | 215 | 143 | 238 | 248 | 251 | 234 | 238 | 150 | 242 |
| Open Country and Village | 52 | 39 | 41 | 51 | | 31 | 38 | 22 | 41 | 51 | 50 | 50 | 47 | 27 | 48 |
| Town | 36 | 29 | 32 | 38 | | 24 | 30 | 23 | 33 | 34 | 35 | 34 | 32 | 19 | 35 |
| City (2000-9999 pop.) | 31 | 29 | 28 | 31 | | 22 | 26 | 21 | 30 | 30 | 29 | 27 | 30 | 21 | 28 |
| City (10,000-49,999 pop.) | 86 | 68 | 71 | 82 | | 61 | 75 | 51 | 79 | 81 | 83 | 75 | 77 | 58 | 80 |
| City (50,000 or more) | 57 | 44 | 45 | 53 | | 34 | 46 | 26 | 53 | 52 | 54 | 48 | 52 | 24 | 51 |
| **Michigan** | 228 | 182 | 187 | 223 | 129 | 122 | 142 | 73 | 176 | 201 | 198 | 195 | 209 | 134 | 185 |
| Open Country and Village | 20 | 12 | 14 | 16 | | 7 | 7 | 1 | 11 | 15 | 16 | 16 | 17 | 12 | 14 |
| Town | 20 | 16 | 16 | 20 | | 9 | 6 | 6 | 13 | 19 | 19 | 19 | 18 | 10 | 17 |
| City (2000-9999 pop.) | 29 | 22 | 27 | 29 | | 15 | 22 | 13 | 21 | 29 | 29 | 29 | 27 | 24 | 28 |
| City (10,000-49,999 pop.) | 90 | 72 | 75 | 89 | | 50 | 62 | 25 | 74 | 86 | 83 | 83 | 83 | 58 | 81 |
| City (50,000 or more) | 69 | 60 | 55 | 69 | | 41 | 45 | 28 | 57 | 52 | 51 | 48 | 64 | 32 | 45 |
| **Minnesota-Wisconsin** | 89 | 70 | 70 | 88 | 45 | 58 | 80 | 37 | 62 | 83 | 82 | 65 | 72 | 56 | 77 |
| Open Country and Village | 5 | [illegible] | 3 | 5 | | 3 | 2 | 2 | 5 | 5 | 5 | 4 | 5 | 2 | 5 |
| Town | 6 | 5 | 5 | 6 | | 4 | 4 | 1 | 3 | 6 | 6 | 6 | 6 | 4 | 6 |
| City (2000-9999 pop.) | [illegible] | 7 | 9 | 9 | | 6 | 4 | 4 | 3 | 10 | 10 | 7 | 8 | 4 | 10 |
| City (10,000-49,999 pop.) | 23 | 18 | 20 | 22 | | 15 | 18 | 7 | 15 | 22 | 22 | 17 | 19 | 16 | 22 |
| City (50,000 or more) | [illegible] | 36 | 33 | [illegible] | | 31 | 32 | 23 | 36 | 40 | 38 | 31 | 34 | 29 | 34 |
| **Mississippi** | 1,960 | 1 589 | 1,634 | 1,931 | 1,550 | 1,514 | 1 353 | 1,133 | 1,782 | 1,937 | 1,924 | 1,917 | 1,728 | 673 | 1,787 |
| Open Country and Village | 1 349 | 1,033 | 1 064 | 1 322 | | 980 | 835 | 654 | 1,169 | 1 329 | 1,318 | 1,313 | 1,188 | 343 | 1,216 |
| Town | 184 | 160 | 168 | 184 | | 150 | 155 | 132 | 178 | 183 | 183 | 182 | 164 | 75 | 178 |
| City (2000-9999 pop.) | 142 | 132 | 136 | 142 | | 126 | 123 | 121 | 138 | 141 | 141 | 140 | 125 | 73 | 136 |
| City (10,000-49,999 pop.) | 234 | 216 | 218 | 232 | | 212 | 193 | 182 | 228 | 234 | 232 | 231 | 211 | 150 | 220 |
| City (50,000 or more) | 51 | 48 | 48 | 51 | | 46 | 47 | 44 | 51 | 50 | 50 | 51 | 40 | 32 | 48 |
| **Missouri** | 1,832 | 1,356 | 1,388 | 1,815 | 1,431 | 1,002 | 1,260 | 794 | 1,523 | 1,807 | 1,800 | 1 787 | 1,627 | 490 | 1,734 |
| Open Country and Village | 1 059 | 657 | 677 | 1 047 | | 422 | 581 | 287 | 781 | 1,042 | 1,035 | 1,023 | 927 | 141 | 980 |
| Town | 258 | 228 | 224 | 257 | | 186 | 235 | 158 | 249 | 257 | 256 | 252 | 230 | 83 | 254 |
| City (2000-9999 pop.) | 158 | 145 | 153 | 158 | | 128 | 143 | 117 | 152 | 158 | 158 | 158 | 146 | 81 | 157 |
| City (10,000-49,999 pop.) | 166 | 156 | 157 | 166 | | 134 | 145 | 123 | 161 | 164 | 164 | 157 | 148 | 99 | 161 |
| City (50,000 or more) | 190 | 171 | 177 | 187 | | 132 | 156 | 108 | 180 | 185 | 186 | 176 | 176 | 86 | 182 |
| **Nevada** | 71 | 57 | 56 | 69 | 52 | 52 | 43 | 31 | 58 | 68 | 69 | 63 | 64 | 44 | 68 |
| Open Country and Village | 11 | 5 | 7 | 11 | | 8 | 5 | 2 | 8 | 11 | 11 | 10 | 11 | 7 | 11 |
| Town | 12 | 9 | 9 | 11 | | 7 | 5 | 2 | 8 | 11 | 11 | 10 | 11 | 7 | 11 |
| City (2000-9999 pop.) | 13 | 10 | 9 | 12 | | 8 | 6 | 3 | 10 | 12 | 12 | 12 | 11 | 7 | 12 |
| City (10,000-49,999 pop.) | 9 | 8 | 8 | 9 | | 7 | 4 | 4 | 8 | 9 | 9 | 9 | 6 | 5 | 8 |
| City (50,000 or more) | 26 | 25 | 23 | 26 | | 22 | 23 | 20 | 25 | 25 | 28 | 22 | 25 | 18 | 26 |
| **New England** | 102 | 80 | 82 | 100 | 46 | 65 | 51 | 31 | 79 | 89 | 94 | 67 | 89 | 51 | 88 |
| Open Country and Village | 2 | 2 | [illegible] | 2 | | [illegible] | 2 | | 2 | 2 | 2 | 2 | | 1 | 2 |
| Town | 12 | 7 | 7 | 12 | | 6 | 3 | | 8 | 9 | 12 | 8 | 9 | 6 | 12 |
| City (2000-9999 pop.) | 12 | [illegible] | 9 | 11 | | 7 | 6 | 4 | 10 | 12 | 12 | 11 | 11 | 8 | 12 |
| City (10,000-49,999 pop.) | 49 | 40 | 42 | 48 | | 34 | 24 | 19 | 38 | 43 | 46 | 33 | 44 | 22 | 42 |
| City (50,000 or more) | 27 | 20 | 23 | 27 | | 17 | 16 | 8 | 21 | 23 | 22 | 13 | 25 | 14 | 20 |
| **New Mexico** | 257 | 214 | 220 | 251 | 206 | 168 | 178 | 134 | 213 | 251 | 248 | 243 | 218 | 91 | 240 |
| Open Country and Village | 63 | 38 | 47 | 60 | | 32 | 26 | 17 | 45 | 60 | 58 | 58 | 53 | 11 | 56 |
| Town | 39 | 33 | 35 | 38 | | 27 | 26 | 22 | 31 | 38 | 37 | 37 | 32 | 11 | 37 |
| City (2000-9999 pop.) | 40 | 38 | 33 | 39 | | 32 | 33 | 23 | 37 | 39 | 39 | 38 | 35 | 14 | 37 |
| City (10,000-49,999 pop.) | 82 | 76 | 75 | 82 | | 72 | 66 | 58 | 71 | 82 | 82 | 81 | 70 | 42 | 81 |
| City (50,000 or more) | 33 | 29 | 30 | 32 | | 25 | 27 | 14 | 29 | 32 | 32 | 29 | 28 | 13 | 29 |
| **New York** | 165 | 92 | 82 | 141 | 75 | 83 | 95 | 51 | 115 | 136 | 135 | 114 | 152 | 74 | 127 |
| Open Country and Village | 15 | 10 | 11 | 14 | | 5 | 9 | 4 | 11 | 14 | 13 | 12 | 14 | 9 | 12 |
| Town | 11 | 7 | 7 | 11 | | 7 | 6 | 5 | 8 | 11 | 11 | 11 | 10 | 6 | 11 |
| City (2000-9999 pop.) | 25 | 14 | 10 | 24 | | 13 | 16 | 7 | 18 | 24 | 25 | 18 | 24 | 11 | 23 |
| City (10,000-49,999 pop.) | 61 | 38 | 37 | 53 | | 32 | 40 | 24 | 45 | 51 | 50 | 44 | 52 | 34 | 49 |
| City (50,000 or more) | 53 | 23 | 17 | 38 | | 26 | 24 | 11 | 32 | 36 | 38 | 29 | 52 | 14 | [illegible] |
| **North Carolina** | 3 457 | 2,671 | 2,776 | 3,421 | 2,983 | 1,713 | 2 734 | 2,098 | 3,138 | 3,376 | 3,342 | 3,266 | 3,084 | 1,186 | [illegible] |
| Open Country and Village | 2,095 | 1,524 | 1,553 | 2,070 | | 862 | 1,508 | 1,079 | 1,820 | 2,035 | 2,008 | 1 961 | 1,832 | 553 | 1,707 |
| Town | 326 | 264 | 282 | 325 | | 182 | 292 | 227 | 316 | 323 | 322 | 311 | 289 | 108 | 308 |
| City (2000-9999 pop.) | 264 | 218 | 238 | 261 | | 180 | 235 | 196 | 253 | 261 | 260 | 257 | 241 | 134 | 246 |
| City (10,000-49,999 pop.) | 391 | 330 | 359 | 386 | | 239 | 354 | 302 | 379 | 384 | 380 | 380 | 362 | 202 | 358 |
| City (50,000 or more) | 381 | 332 | 344 | 379 | | 250 | 344 | 294 | 370 | 373 | 372 | 357 | 340 | 188 | 350 |
| **Northwest** | 298 | 262 | 267 | 294 | 203 | 207 | 193 | 113 | 253 | 291 | 291 | 278 | 255 | 190 | 289 |
| Open Country and Village | 23 | 18 | 20 | 23 | | 14 | 8 | 4 | 19 | 23 | 23 | 21 | 18 | 13 | 23 |
| Town | 58 | 50 | 46 | 58 | | 36 | 32 | 15 | 42 | 56 | 57 | 55 | 48 | 33 | 56 |
| City (2000-9999 pop.) | 61 | 52 | 57 | 61 | | 45 | 44 | 25 | 51 | 61 | 60 | 58 | 52 | 35 | 59 |
| City (10,000-49,999 pop.) | 87 | 87 | 90 | 95 | | 72 | 70 | 44 | 86 | 94 | 95 | 90 | 83 | 71 | 95 |
| City (50,000 or more) | 59 | 55 | 54 | 57 | | 40 | 39 | 25 | 55 | 57 | 58 | 56 | 54 | 38 | 56 |
| **Ohio** | 499 | 420 | 410 | 490 | 364 | 282 | 376 | 251 | 413 | 487 | 479 | 462 | 444 | 354 | 448 |
| Open Country and Village | 70 | 52 | 52 | 68 | | 26 | 46 | 23 | 49 | 66 | 61 | 60 | 67 | 44 | 57 |
| Town | 68 | 51 | 48 | 67 | | 32 | 40 | 26 | 51 | 66 | 66 | 63 | 60 | 48 | 61 |
| City (2000-9999 pop.) | 68 | 58 | 60 | 68 | | 39 | 58 | 37 | 59 | 68 | 67 | 62 | 57 | 50 | 63 |
| City (10,000-49,999 pop.) | 151 | 135 | 131 | 151 | | 92 | 121 | 91 | 131 | 150 | 149 | 147 | 130 | 114 | 144 |
| City (50,000 or more) | 142 | 124 | 119 | 139 | | 93 | 111 | 74 | 123 | 138 | 136 | 130 | 130 | 98 | 123 |
| **Oklahoma** | 1 423 | 1,216 | 1,207 | 1,407 | 1 164 | 1,002 | 903 | 641 | 1 107 | 1,391 | 1,386 | 1,344 | 1,262 | 555 | 1,355 |
| Open Country and Village | 605 | 458 | 452 | 602 | | 366 | 286 | 164 | 392 | 594 | 590 | 561 | 517 | 136 | 577 |
| Town | 260 | 242 | 230 | 259 | | 213 | 190 | 139 | 224 | 257 | 256 | 250 | 236 | 91 | 250 |
| City (2000-9999 pop.) | 182 | 169 | 171 | 177 | | 147 | 139 | 111 | 156 | 176 | 175 | 177 | 169 | 103 | 171 |
| City (10,000-49,999 pop.) | 178 | 167 | 173 | 177 | | 152 | 140 | 111 | 158 | 174 | 175 | 174 | 162 | 108 | 173 |
| City (50,000 or more) | 198 | 180 | 178 | 192 | | 154 | 148 | 116 | 177 | 190 | 190 | 182 | 178 | 117 | 184 |
| **Penn.-So. Jersey** | 110 | 93 | 97 | 108 | 82 | 76 | 80 | 56 | 99 | 109 | 109 | 99 | 97 | 73 | 107 |
| Open Country and Village | 18 | 12 | 12 | 18 | | 8 | 11 | 10 | 13 | 18 | 18 | 15 | 15 | 10 | 18 |
| Town | 12 | 9 | 12 | 12 | | 7 | 8 | 5 | 10 | 12 | 12 | 12 | 9 | 10 | 12 |
| City (2000-9999 pop.) | 11 | 9 | 10 | 11 | | 8 | 8 | 2 | 11 | 11 | 11 | 9 | 10 | [illegible] | 11 |
| City (10,000-49,999 pop.) | 43 | 40 | 41 | 42 | | 34 | 40 | 28 | 42 | 43 | 43 | 42 | 38 | 32 | 42 |
| City (50,000 or more) | 26 | 23 | 22 | 25 | | 19 | 13 | 11 | 23 | 25 | 25 | 21 | 25 | 17 | 24 |
| **South Carolina** | 1 753 | 1,417 | 1,502 | 1,737 | 1 495 | 1,274 | 1,567 | 1,314 | 1,629 | 1 739 | 1 723 | 1 694 | 1,549 | 732 | 1,641 |
| Open Country and Village | 955 | 704 | 750 | 941 | | 642 | 803 | 648 | 859 | 947 | 931 | 928 | 829 | 305 | 870 |
| Town | 194 | 164 | 171 | 194 | | 140 | 184 | 151 | 187 | 194 | 192 | 188 | 174 | 79 | 188 |
| City (2000-9999 pop.) | 151 | 141 | 145 | 151 | | 122 | 146 | 131 | 149 | 151 | 151 | 145 | 137 | 84 | 149 |
| City (10,000-49,999 pop.) | 281 | 254 | 271 | 280 | | 237 | 263 | 244 | 272 | 277 | 279 | 265 | 258 | 171 | 267 |
| City (50,000 or more) | 172 | 154 | 165 | 171 | | 133 | 181 | 139 | 162 | 170 | 170 | 168 | 151 | 93 | 167 |
| **Tennessee** | 2,738 | 2,248 | 2,265 | 2,710 | 2,192 | 1,716 | 1 691 | 1,142 | 2,096 | 2,630 | 2,592 | 2,552 | 2,467 | 800 | 2,320 |
| Open Country and Village | 1 570 | 1,185 | 1 185 | 1,548 | | 830 | 763 | 440 | 1,038 | 1,478 | 1,459 | 1,440 | 1,409 | 348 | 1,252 |
| Town | 251 | 223 | 227 | 250 | | 197 | 197 | 132 | 225 | 251 | 251 | 242 | 223 | 95 | 234 |
| City (2000-9999 pop.) | 213 | 193 | 199 | 212 | | 163 | 167 | 124 | 181 | 209 | 206 | 205 | 191 | 98 | 196 |
| City (10,000-49,999 pop.) | 328 | 306 | 315 | 326 | | 264 | 277 | 222 | 304 | 324 | 319 | 316 | 304 | 189 | 303 |
| City (50,000 or more) | 376 | 331 | 339 | 374 | | 262 | 287 | 224 | 337 | 368 | 357 | 349 | 340 | 169 | 335 |
| **Texas** | 4,072 | 3,334 | 3,432 | 3,979 | 3,031 | 2 489 | 2,838 | 2,232 | 3,295 | 3,962 | 3 903 | 3,823 | 3 656 | 1,797 | 3,789 |
| Open Country and Village | 1,319 | 902 | 1,000 | 1 280 | | 507 | 606 | 395 | 843 | 1,279 | 1,262 | 1,224 | 1,175 | 286 | 1,230 |
| Town | 564 | 513 | 504 | 560 | | 362 | 449 | 335 | 500 | 557 | 549 | 542 | 500 | 249 | 541 |
| City (2000-9999 pop.) | 481 | 435 | 438 | 477 | | 346 | 399 | 332 | 422 | 475 | 467 | 466 | 426 | 263 | 460 |
| City (10,000-49,999 pop.) | 620 | 541 | 546 | 609 | | 481 | 527 | 465 | 564 | 607 | 604 | 585 | 571 | 369 | 586 |
| City (50,000 or more) | 1 088 | 943 | 944 | 1,053 | | 793 | 857 | 705 | 966 | 1,044 | 1,021 | 1,006 | 984 | 610 | 972 |





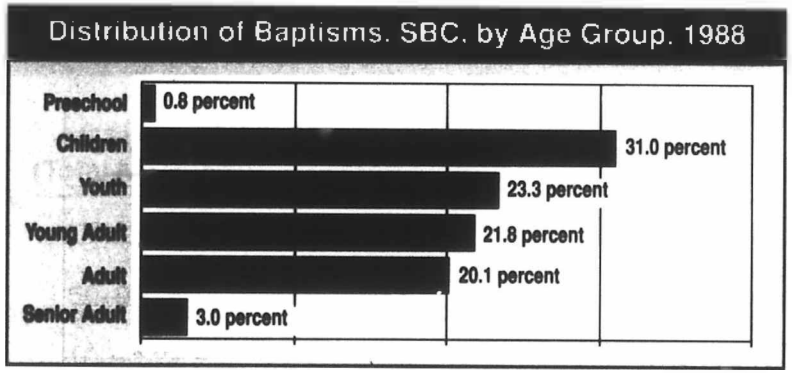


## Number of Baptisms by Age Divisions—1988

| SBC and State Conventions | Total Baptisms | Preschool | Children 6-8 | Children 9-11 | Youth | Young Adult | Adult | Senior Adult |
|---|---|---|---|---|---|---|---|---|
| SBC | 346,320 | 2,738 | 40,691 | 66,938 | 80,391 | 75,469 | 69,641 | 10,564 |
| AL | 21,931 | 124 | 2,675 | 4,543 | 5,628 | 4,512 | 3,865 | 584 |
| AK | 886 | 12 | 116 | 165 | 152 | 253 | 163 | 6 |
| AZ | 5,213 | 37 | 588 | 690 | 894 | 1,423 | 1,327 | 254 |
| AR | 11,676 | 97 | 1,590 | 2,417 | 2,619 | 2,395 | 2,018 | 350 |
| CA | 13,021 | 209 | 1,426 | 1,936 | 2,294 | 3,331 | 3,302 | 523 |
| CO | 2,195 | 24 | 265 | 339 | 375 | 578 | 536 | 78 |
| DC[1] | 620 | 5 | 67 | 97 | 118 | 142 | 131 | 60 |
| FL | 26,084 | 245 | 2,845 | 4,139 | 5,777 | 7,026 | 6,763 | 1,268 |
| GA | 27,049 | 195 | 3,060 | 5,245 | 6,855 | 5,689 | 5,207 | 588 |
| HI | 736 | 1 | 48 | 79 | 115 | 227 | 229 | 37 |
| IL | 5,579 | 86 | 719 | 1,092 | 1,194 | 1,179 | 1,095 | 214 |
| IN | 2,687 | 24 | 272 | 440 | 536 | 630 | 655 | 130 |
| KS-NE | 2,144 | 25 | 330 | 366 | 372 | 520 | 487 | 74 |
| KY | 15,412 | 68 | 1,458 | 3,372 | 4,073 | 2,962 | 2,923 | 556 |
| LA | 13,953 | 78 | 1,750 | 2,968 | 3,457 | 2,900 | 2,484 | 316 |
| MD-DE | 2,396 | 13 | 226 | 418 | 415 | 560 | 669 | 97 |
| MI | 1,788 | 25 | 174 | 282 | 314 | 461 | 448 | 84 |
| MN-WI | 898 | 9 | 84 | 116 | 110 | 198 | 176 | 25 |
| MS | 14,945 | 77 | 1,671 | 3,559 | 4,085 | 2,968 | 2,290 | 315 |
| MO | 12,321 | 105 | 1,776 | 2,696 | 2,526 | 2,247 | 2,447 | 524 |
| NV | 1,002 | 4 | 98 | 142 | 207 | 232 | 274 | 45 |
| N-ENG | 998 | 6 | 94 | 119 | 170 | 294 | 279 | 34 |
| NM | 2,722 | 19 | 331 | 537 | 629 | 540 | 574 | 92 |
| NY | 817 | 6 | 59 | 97 | 124 | 273 | 233 | 25 |
| NC | 21,219 | 158 | 2,328 | 4,385 | 5,092 | 4,729 | 4,053 | 493 |
| NW | 2,614 | 16 | 265 | 385 | 420 | 698 | 664 | 166 |
| OH | 5,315 | 58 | 552 | 830 | 1,009 | 1,215 | 1,374 | 279 |
| OK | 18,434 | 161 | 2,371 | 3,659 | 4,824 | 3,620 | 3,233 | 546 |
| PA-SJ | 970 | 8 | 95 | 165 | 142 | 237 | 260 | 43 |
| SC | 13,029 | 72 | 1,576 | 2,901 | 2,989 | 2,744 | 2,417 | 350 |
| TN | 23,266 | 144 | 2,756 | 4,813 | 5,947 | 4,789 | 4,260 | 549 |
| TX | 58,675 | 520 | 7,664 | 11,453 | 13,754 | 12,534 | 11,567 | 1,383 |
| UT-ID | 791 | 13 | 87 | 142 | 144 | 200 | 171 | 34 |
| VA | 9,654 | 42 | 879 | 1,933 | 2,292 | 2,161 | 2,222 | 305 |
| WV | 864 | 10 | 79 | 151 | 160 | 188 | 221 | 55 |
| WY | 431 | 5 | 62 | 78 | 71 | 91 | 112 | 12 |
| DK FLSHP[2,4] | 378 | 10 | 70 | 56 | 61 | 78 | 91 | 11 |
| IA FLSHP[2] | 416 | 3 | 49 | 51 | 87 | 111 | 98 | 17 |
| MT FLSHP[2,4] | 597 | 5 | 56 | 102 | 99 | 148 | 152 | 35 |
| PR[2] | 374 | | 11 | 32 | 81 | 125 | 111 | 14 |

[1]Estimated by age division
[2]Not a state convention but to be shown as part of SBC statistics
[4]Churches of the Dakotas Southern Baptist Fellowship and the Montana Southern Baptist Fellowship previously reported through the Northern Plains Baptist Convention. See note on page 8

## Additions by Baptisms and Other Additions by State Convention—1988-1987

| SBC and State Conventions | Total Baptisms | | | Rate Per 100 Enrolled in Sunday School | Average Per Church[1] | Percent of Churches Reporting[2] | Total Other Additions | | | Average Per Church[3] | Percent of Churches Reporting[3] |
|---|---|---|---|---|---|---|---|---|---|---|---|
| | 1988 | 1987 | Percent Change | | | | 1988 | 1987 | Percent Change | | |
| SBC | 346,320 | 338,[illegible] | 2.3 | 4.38 | 12 | 80 | 483,471 | 486,638 | -1.1 | 16 | 82 |
| [illegible] | 21,931 | 20,989 | 4.5 | [illegible] | 9 | 78 | 31,128 | 31,625 | 1.6 | 13 | 80 |
| [illegible] | 886 | 814 | 8.8 | [illegible] | 18 | 91 | 938 | 1,100 | -14.7 | 19 | 93 |
| AZ | 5,213 | 4,808 | 8.4 | [illegible] | 22 | 88 | 5,421 | 5,701 | -4.9 | 23 | 89 |
| [illegible] | 11,878 | [illegible] | 2.0 | [illegible] | 11 | 81 | 15,718 | 16,495 | [illegible] | 15 | 81 |
| [illegible] | 13,021 | [illegible] | -6.1 | [illegible] | 15 | 80 | 15,992 | 17,391 | -8.0 | 19 | 80 |
| [illegible] | 2,195 | [illegible] | 4.6 | [illegible] | 14 | 88 | 3,680 | 3,510 | 4.8 | 22 | 90 |
| [illegible] | 620 | 471 | 31.6 | 6.28 | 17 | 71 | [illegible] | [illegible] | 40.0 | 26 | 77 |
| [illegible] | 28,084 | [illegible] | 8.3 | 5.39 | 19 | 88 | [illegible] | [illegible] | -0.4 | 26 | 90 |
| GA | 27,049 | [illegible] | 5.2 | [illegible] | 11 | 79 | [illegible] | [illegible] | -2.7 | 16 | 81 |
| [illegible] | 736 | [illegible] | 31.0 | 6.99 | 16 | 94 | [illegible] | [illegible] | 20.4 | 21 | 86 |
| [illegible] | 5,579 | [illegible] | -8.0 | 4.32 | 8 | 73 | [illegible] | [illegible] | 14.8 | 10 | 74 |
| [illegible] | 2,587 | [illegible] | -0.6 | 4.98 | 11 | 82 | [illegible] | [illegible] | 13.0 | 11 | 82 |
| KS-NE | 2,144 | 2,443 | 12.2 | [illegible] | 10 | 84 | [illegible] | [illegible] | -1.3 | 18 | 83 |
| [illegible] | 15,412 | 14,829 | [illegible] | 4.18 | 9 | 82 | [illegible] | [illegible] | -2.3 | 10 | 80 |
| LA | 13,953 | [illegible] | [illegible] | 4.48 | 13 | 83 | [illegible] | [illegible] | -4.9 | 16 | 86 |
| MD-DE | 2,396 | 1,964 | 22.0 | 4.49 | 11 | 80 | [illegible] | [illegible] | 0.9 | 14 | 83 |
| [illegible] | 1,788 | 1,609 | 11.1 | 6.63 | 10 | 80 | [illegible] | [illegible] | 6.1 | 10 | 82 |
| MN-WI | 698 | 787 | -11.3 | 7.45 | 13 | 79 | [illegible] | [illegible] | 11.6 | 11 | 79 |
| MS | [illegible] | [illegible] | 1.5 | [illegible] | 9 | [illegible] | 20,987 | [illegible] | [illegible] | 13 | 83 |
| MO | [illegible] | [illegible] | 1.8 | [illegible] | 9 | [illegible] | 16,511 | [illegible] | -4.9 | 12 | 76 |
| NV | [illegible] | [illegible] | 0.0 | [illegible] | 18 | [illegible] | 1,067 | [illegible] | 2.5 | 20 | 79 |
| [illegible] | 996 | [illegible] | -8.8 | [illegible] | 12 | [illegible] | 1,266 | [illegible] | 10.1 | 15 | 80 |
| NM | [illegible] | [illegible] | 1.5 | [illegible] | 13 | 83 | 4,280 | [illegible] | 2.5 | 19 | 86 |
| NY | [illegible] | [illegible] | 27.8 | 5.91 | 9 | 56 | 866 | [illegible] | 19.6 | 11 | 50 |
| NC | 21,219 | 19,528 | 8.7 | 3.25 | 8 | 77 | 29,598 | [illegible] | [illegible] | 11 | 80 |
| NW | 2,614 | 2,775 | -5.8 | 5.87 | 10 | 88 | 3,307 | [illegible] | 4.6 | 12 | 90 |
| OH | 5,315 | [illegible] | 7.1 | 6.15 | 13 | 84 | 5,225 | [illegible] | 7.6 | 13 | 82 |
| OK | 18,434 | 18,137 | 1.6 | 4.95 | 15 | 85 | 20,942 | [illegible] | -2.1 | [illegible] | 85 |
| PA-SJ | 970 | 822 | 18.0 | 6.52 | 10 | 85 | 1,263 | [illegible] | 9.3 | 13 | 88 |
| SC | 13,029 | 12,813 | 1.7 | 3.24 | 9 | [illegible] | 19,653 | [illegible] | 2.5 | 13 | 86 |
| TN | 23,268 | [illegible] | [illegible] | 4.28 | 10 | 82 | 32,362 | 30,593 | 5.8 | 14 | 83 |
| TX | 58,875 | [illegible] | -2.8 | 4.47 | 18 | 82 | 99,117 | [illegible] | 2.9 | 29 | 84 |
| UT-ID | 791 | [illegible] | 13.8 | 8.29 | 10 | 86 | 880 | [illegible] | 8.0 | 11 | 86 |
| VA | 9,854 | [illegible] | 7.8 | 3.12 | 9 | 77 | 15,258 | [illegible] | 3.0 | 13 | 80 |
| WV | 884 | [illegible] | 2.6 | 5.12 | 10 | 82 | 1,100 | 882 | 24.7 | 12 | 83 |
| WY | 431 | [illegible] | 15.3 | 8.04 | 8 | 83 | 546 | 530 | 3.0 | 10 | 83 |
| [illegible] | 378 | 358 | 5.6 | 6.40 | 8 | 82 | [illegible] | [illegible] | -1.7 | 8 | [illegible] |
| [illegible] | 416 | 444 | -6.3 | 6.60 | 8 | 82 | [illegible] | [illegible] | 17.5 | 10 | [illegible] |
| [illegible] | 597 | 390 | 53.1 | 8.52 | [illegible] | 83 | [illegible] | [illegible] | 7.5 | 10 | 81 |
| [illegible] | 374 | 462 | 19.0 | [illegible] | [illegible] | 54 | [illegible] | [illegible] | -28.5 | 7 | 46 |

[1]For churches reporting at least one baptism.
[2]As percent of reporting churches.
[3]For churches reporting at least one other addition.
[4]Not a state convention but to be shown as part of SBC statistics.
[5]Churches of the Dakotas Southern Baptist Fellowship and the Montana Southern Baptist Fellowship previously reported through the Northern Plains Baptist Convention. See note on page 6.



## Distribution of Members and Churches by Size, 1988

| Church Size (Total Members) | Percent of Members | Percent of Churches |
|---|---|---|
| Under 50 | 0.5 | 6.4 |
| 50–99 | 2.4 | 12.8 |
| 100–149 | 3.9 | 12.8 |
| 150–199 | 4.8 | 11.3 |
| 200–299 | 10.2 | 16.7 |
| 300–399 | 9.3 | 10.7 |
| 400–499 | 8.1 | 7.3 |
| 500–749 | 14.2 | 9.4 |
| 750–999 | 10.1 | 4.7 |
| 1,000–1,499 | 12.5 | 4.2 |
| 1,500–1,999 | 7.2 | 1.7 |
| 2,000–2,999 | 7.4 | 1.2 |
| 3,000 or more | 9.4 | 0.8 |
| Total | 100.0 | 100.0 |

## Number of Churches,[1] Total Membership, and Sunday School Enrollment by Size of Church Membership and Location—1988

| SBC and Location | Number of Churches, Total Membership, and Sunday School Enrollment | Totals | Size of Membership: 1-49 | 50-99 | 100-149 | 150-199 | 200-249 | 250-299 | 300-399 | 400-499 | 500-749 | 750-999 | 1,000-1,499 | 1,500-1,999 | 2,000-2,999 | 3,000 or More |
|---|---|---|---|---|---|---|---|---|---|---|---|---|---|---|---|---|
| SBC | Churches | 36,874 | 2,370 | 4,732 | 4,732 | 4,145 | 8,164 | 3,860 | 2,882 | 1,460 | 1,735 | 1,542 | 620 | 458 | 284 |
| | Membership | 14,818,498 | 77,813 | 353,942 | 585,997 | 718,312 | 1,515,177 | 1,371,777 | 1,196,117 | 1,101,208 | 1,485,045 | 1,867,482 | 1,084,020 | 1,100,514 | 1,379,811 |
| | Sunday School Enrollment | 7,911,373 | 68,518 | 227,183 | 314,373 | 354,774 | 715,611 | 658,499 | 581,976 | 1,066,334 | 778,487 | 1,019,477 | 633,626 | 654,393 | 848,887 |
| Open Country and Village | Churches | 17,501 | 1,441 | 3,047 | 3,233 | 2,796 | 3,654 | 1,761 | 627 | 598 | 130 | 35 | 12 | 7 | 2 |
| | Membership | 3,543,930 | 47,206 | 226,257 | 400,010 | 484,128 | 882,347 | 606,336 | 368,226 | 333,221 | 100,[illegible] | 42,538 | 19,408 | 15,428 | 7,721 |
| | Sunday School Enrollment | 1,898,174 | 36,020 | 125,065 | 180,010 | 218,298 | 387,360 | 280,760 | 172,379 | 167,486 | 57,[illegible] | 25,621 | 10,548 | 10,864 | 5,302 |
| Town (500-2,499 pop.) | Churches | 4,299 | 247 | 442 | 376 | 299 | 748 | 676 | 515 | 523 | 198 | [illegible] | 7 | 1 | |
| | Membership | 4,437,784 | 8,020 | 32,720 | 47,534 | 59,255 | 185,798 | 233,833 | 229,184 | [illegible] | 188,776 | 75,[illegible] | 11,888 | 3,022 | |
| | Sunday School Enrollment | 736,587 | 7,851 | 23,885 | 28,979 | 37,501 | 69,502 | 113,028 | 113,100 | 188,749 | 66,805 | 41,[illegible] | 5,774 | 1,451 | |
| Small City (2,500-9,999 pop.) | Churches | 3,713 | 188 | 308 | 282 | 251 | 454 | 367 | 316 | 609 | 364 | 357 | 87 | 25 | 7 |
| | Membership | 1,871,209 | 6,469 | 25,048 | 34,806 | 45,560 | 111,798 | 134,595 | 141,703 | [illegible] | 340,[illegible] | 426,088 | 148,936 | 56,344 | 25,127 |
| | Sunday School Enrollment | 1,037,457 | 6,888 | 20,868 | 23,180 | 25,245 | 53,801 | 65,386 | 70,865 | 188,145 | 187,[illegible] | 249,163 | 84,680 | 31,311 | 18,882 |
| Medium City (10,000-49,999 pop.) | Churches | 5,887 | 233 | [illegible] | 438 | 384 | 664 | 585 | 527 | 842 | 496 | 538 | 247 | 186 | 72 |
| | Membership | 3,543,252 | 8,129 | 33,[illegible] | 54,113 | 66,868 | 168,618 | 208,654 | 218,477 | 517,888 | 430,493 | 525,784 | 425,848 | 470,074 | 285,985 |
| | Sunday School Enrollment | 2,047,007 | 9,322 | 28,[illegible] | 36,183 | 40,444 | 90,784 | 105,321 | 109,452 | 273,141 | 230,885 | 288,520 | 287,178 | 296,570 | 179,871 |
| Large City (50,000 or more pop.) | Churches | 5,674 | 253 | 458 | 380 | 305 | 624 | 540 | 497 | 620 | 527 | 559 | 287 | 229 | [illegible] |
| | Membership | 4,422,338 | 889 | 34,391 | 49,504 | 53,370 | 155,618 | 188,356 | 222,577 | 501,029 | 456,328 | 675,272 | 490,028 | 558,048 | 1,080,[illegible] |
| | Sunday School Enrollment | 2,394,148 | 9,825 | 26,827 | 34,511 | 33,288 | 83,044 | 93,861 | 105,181 | 228,814 | 216,918 | 338,189 | 285,480 | 314,187 | 848,147 |

[illegible]



## Southern Baptist Associations, 1988

| | |
|---|---|
| Total Number of Associations | 1,207 |
| Average Number of Churches Per Association | 30.9 |
| Average Number of Members Per Association | 12,272 |

### Distribution of Associations

| By Number Churches | Percent | By Sunday School Enrollment | Percent | By Cooperative Program as Percent of Undesignated Gifts | Percent |
|---|---|---|---|---|---|
| Under 10 | 6.5% | Under 1,000 | 10.3% | Under 7.0% | 12.8% |
| 10–19 | 24.3 | 1,000–1,999 | 15.6 | 7.0%–7.9% | 9.5 |
| 20–29 | 24.4 | 2,000–3,499 | 20.0 | 8.0%–8.9% | 11.7 |
| 30–39 | 16.8 | 3,500–4,999 | 14.2 | 9.0%–9.9% | 14.8 |
| 40–49 | 11.5 | 5,000–7,499 | 15.6 | 10.0%–10.9% | 15.6 |
| 50–74 | 10.6 | 7,500–9,999 | 7.4 | 11.0%–11.9% | 14.1 |
| 75–99 | 2.5 | 10,000–24,999 | 13.9 | 12.0%–14.9% | 17.5 |
| 100 or more | 1.4 | 25,000 or more | 3.0 | 15% or more | 4.0 |
| | 100% | | 100% | | 100% |

## Top Ten Associations

| In Associational Missions as Percent of Undesignated Gifts | In Percent of Churches Gaining in Sunday School, 1983–1988 | In Baptism Per 100 Enrolled in Sunday School |
|---|---|---|
| 1. Harrison, MO | 1. Buckville, AR | 1. Bethel, CA |
| 2. Dallas, MO | 2. Big Island, HI | 2. Massachusetts, N-ENG |
| 3. Muskogee–Seminole–Wichita, OK | 3. Western, MN–WI | 3. Lahontan, NV |
| 4. Barton, MO | 4. Oahe, DK | 4. Mt. Graham, AZ |
| 5. Butler, MO | 5. Maui County, HI | 5. Montana Hi-Line, MT |
| 6. Benton, MO | 6. Douglas, NW | 6. Southwest Washington, NW |
| 7. Osage Pomme DeTerre, MO | 7. Middle Cherokee, GA | 7. Color Country, UT–ID |
| 8. Reynolds, MO | 8. Windward Oahu, HI | 8. Bay Area, MI |
| 9. New Madrid, MO | 9. Lake Region, OK | 9. Crescent Bay–West LA, CA |
| 10. Wayne, MO | 10. Harmony, FL | 10. Stewart, TN |

## SBC Church Statistical Profile by Size of Church Membership, 1988

| Profile Items | Total | Size of Membership: Under 50 | 50-99 | 100-149 | 150-199 | 200-299 | 300-399 | 400-499 | 500-749 | 750-999 | 1,000-1,499 | 1,500-1,999 | 2,000-2,999 | 3,000 or More |
|---|---|---|---|---|---|---|---|---|---|---|---|---|---|---|
| Nonresident Membership as a Percentage of Total Membership | 29.6 | 18.4 | 24.7 | 26.5 | 27.6 | 27.1 | 27.0 | 27.4 | 28.6 | 30.5 | 32.2 | 32.2 | 32.8 | 33.4 |
| Average Sunday School Attendence as a Percentage of Enrollment | 48.3 | 62.3 | 60.0 | 58.6 | 57.4 | 55.8 | 53.2 | 50.7 | 47.9 | 46.1 | 43.6 | 42.2 | 42.2 | 42.1 |
| Baptisms Per 100 Enrolled in Sunday School | 4.4 | 5.7 | 5.9 | 5.7 | 5.5 | 5.2 | 4.9 | 4.7 | 4.4 | 3.8 | 3.6 | 3.3 | 3.6 | 4.3 |
| Per Member | | | | | | | | | | | | | | |
| Total Gifts | $278.66 | 358.33 | 267.60 | 229.58 | 211.60 | 213.75 | 224.31 | 232.28 | 250.74 | 273.55 | 297.44 | 335.28 | 351.90 | 418.97 |
| Missions Expenditures | $ 46.54 | 44.00 | 33.82 | 31.77 | 30.60 | 33.03 | 37.00 | 38.40 | 42.71 | 48.43 | 52.88 | 56.84 | 61.65 | 66.71 |
| Cooperative Program | $ 23.25 | 15.55 | 12.78 | 12.52 | 12.33 | 14.42 | 16.75 | 19.33 | 21.68 | 25.11 | 28.07 | 31.88 | 31.53 | 31.64 |
| Associational Missions | $ 5.01 | 7.47 | 5.82 | 5.20 | 5.00 | 4.97 | 5.21 | 5.30 | 5.28 | 5.13 | 5.20 | 5.23 | 4.53 | 3.60 |
| Mission Expenditures as a Percentage of Total Gifts | 16.7 | 12.3 | 12.6 | 13.8 | 14.5 | 15.5 | 16.5 | 17.0 | 17.0 | 17.7 | 17.6 | 17.5 | 17.5 | 16.4 |
| Cooperative Program as a Percentage of Undesignated Gifts | 10.32 | 5.3 | 5.7 | 6.4 | 6.8 | 8.0 | 8.9 | 10.0 | 10.6 | 11.3 | 11.7 | 12.1 | 11.5 | 10.0 |
| Sunday School Enrollment Percentage Distribution | 100.0 | 100.0 | 100.0 | 100.0 | 100.0 | 100.0 | 100.0 | 100.0 | 100.0 | 100.0 | 100.0 | 100.0 | 100.0 | 100.0 |
| Cradle Roll | 0.7 | 1.5 | 1.5 | 1.4 | 1.3 | 1.2 | 1.0 | 0.9 | 0.7 | 0.5 | 0.5 | 0.4 | 0.3 | 0.3 |
| Preschool | 10.2 | 8.8 | 9.4 | 9.6 | 9.9 | 10.2 | 10.5 | 10.6 | 10.5 | 10.3 | 10.0 | 9.9 | 10.2 | 10.5 |
| Children | 14.5 | 15.1 | 15.6 | 15.6 | 15.7 | 15.5 | 15.5 | 15.4 | 15.1 | 14.4 | 13.7 | 13.3 | 13.0 | 12.8 |
| Youth | 13.3 | 12.3 | 13.2 | 13.7 | 13.7 | 13.6 | 13.7 | 13.6 | 13.8 | 13.6 | 13.3 | 13.3 | 12.9 | 12.2 |
| Young Adult Single | 7.4 | 4.8 | 5.0 | 5.1 | 5.3 | 5.4 | 5.8 | 5.7 | 6.1 | 6.7 | 8.0 | 9.3 | 9.9 | 12.2 |
| Young Adult Married | 6.7 | 6.0 | 7.3 | 8.8 | 9.3 | 10.0 | 9.8 | 9.6 | 9.2 | 8.7 | 8.1 | 7.7 | 7.6 | 8.0 |
| Adult | 25.5 | 28.4 | 26.4 | 24.6 | 23.5 | 23.3 | 23.6 | 23.9 | 24.8 | 25.0 | 26.5 | 27.4 | 27.8 | 26.5 |
| Senior Adult | 15.7 | 15.3 | 15.2 | 15.8 | 16.4 | 16.7 | 16.4 | 16.5 | 16.2 | 16.9 | 16.2 | 15.2 | 14.7 | 12.6 |
| Adults Away | 0.6 | 1.2 | 0.6 | 0.4 | 0.4 | 0.3 | 0.4 | 0.4 | 0.5 | 0.6 | 0.7 | 0.7 | 0.9 | 0.9 |
| Homebound Unit | 1.5 | 0.7 | 0.6 | 0.6 | 0.8 | 0.9 | 1.2 | 1.5 | 1.7 | 1.9 | 1.9 | 1.8 | 1.8 | 1.4 |
| General Officers | 1.9 | 6.1 | 5.2 | 4.4 | 3.7 | 2.9 | 2.3 | 1.9 | 1.6 | 1.4 | 1.1 | 1.0 | 1.0 | 0.8 |



## SBC Average[1] for Selected Items by Size of Church Membership—1988

| Item | Total | Size of Membership: 1-49 | 50-99 | 100-149 | 150-199 | 200-299 | 300-399 | 400-499 | 500-749 | 750-999 | 1,000-1,499 | 1,500-1,999 | 2,000-2,999 | 3,000 or More | Percent of Churches Reporting[2] |
|---|---|---|---|---|---|---|---|---|---|---|---|---|---|---|---|
| Baptisms | 12 | 4 | 5 | 5 | 6 | 7 | 9 | 11 | 14 | 17 | 24 | 34 | 52 | 130 | 80 |
| Other Additions | 18 | 5 | 6 | 7 | 7 | 8 | 10 | 13 | 19 | 26 | 38 | 60 | 88 | 202 | 82 |
| Total Membership | 402 | 32 | 74 | 124 | 173 | 246 | 348 | 448 | 807 | 862 | 1,204 | 1,718 | 2,404 | 4,858 | 100 |
| Resident Membership | 284 | 26 | 58 | 91 | 125 | 179 | 253 | 324 | 434 | 599 | 817 | 1,165 | 1,615 | 3,240 | 99 |
| Sunday School Enrollment | 218 | 31 | 49 | 68 | 87 | 117 | 167 | 218 | 306 | 450 | 662 | 1,027 | 1,435 | 2,982 | 98 |
| Church Training Enrollment | 86 | 22 | 29 | 37 | 44 | 54 | 69 | 84 | 102 | 130 | 172 | 224 | 300 | 608 | 83 |
| Music Ministry Enrollment | 58 | 9 | 15 | 21 | 26 | 33 | 44 | 53 | 72 | 103 | 148 | 218 | 307 | 560 | 84 |
| WMU Enrollment | 47 | 11 | 15 | 19 | 23 | 29 | 38 | 47 | 58 | 77 | 99 | 125 | 182 | 271 | 70 |
| Brotherhood Enrollment | 28 | 9 | 12 | 14 | 18 | 20 | 24 | 27 | 32 | 38 | 46 | 55 | 62 | 87 | 51 |
| Total Gifts | $115,282 | 12,727 | 21,029 | 28,351 | 37,773 | 53,817 | 78,676 | 104,881 | 154,049 | 237,914 | 361,577 | 581,016 | 853,252 | 2,049,986 | 97 |
| Total Receipts | $122,638 | 13,351 | 21,978 | 30,284 | 39,132 | 55,710 | 81,162 | 109,121 | 161,642 | 252,539 | 384,103 | 623,200 | 936,986 | 2,284,534 | 97 |
| Local Expenditures | $101,231 | 11,110 | 18,382 | 25,246 | 32,708 | 45,414 | 67,489 | 90,254 | 134,327 | 204,854 | 305,298 | 505,208 | 791,348 | 1,996,449 | 98 |
| Cooperative Program | $ 10,222 | 707 | 1,192 | 1,799 | 2,407 | 3,886 | 6,152 | 9,065 | 13,700 | 22,069 | 34,530 | 55,705 | 77,642 | 158,496 | 90 |
| Mission Expenditures | $ 19,451 | 1,676 | 2,743 | 4,117 | 5,496 | 8,354 | 13,015 | 17,799 | 26,208 | 42,001 | 64,157 | 101,627 | 148,813 | 337,394 | 86 |
| Church Debt | $131,204 | 25,599 | 35,425 | 38,736 | 43,129 | 51,283 | 65,435 | 78,192 | 107,771 | 151,167 | 232,423 | 421,774 | 602,982 | 1,632,763 | 39 |
| New Construction | $ 68,433 | 8,567 | 13,089 | 15,275 | 17,786 | 28,051 | 48,952 | 53,941 | 102,273 | 158,557 | 184,618 | 294,200 | 460,736 | 1,043,862 | 19 |

[1]For churches reporting each item
[2]As a percent of reporting churches

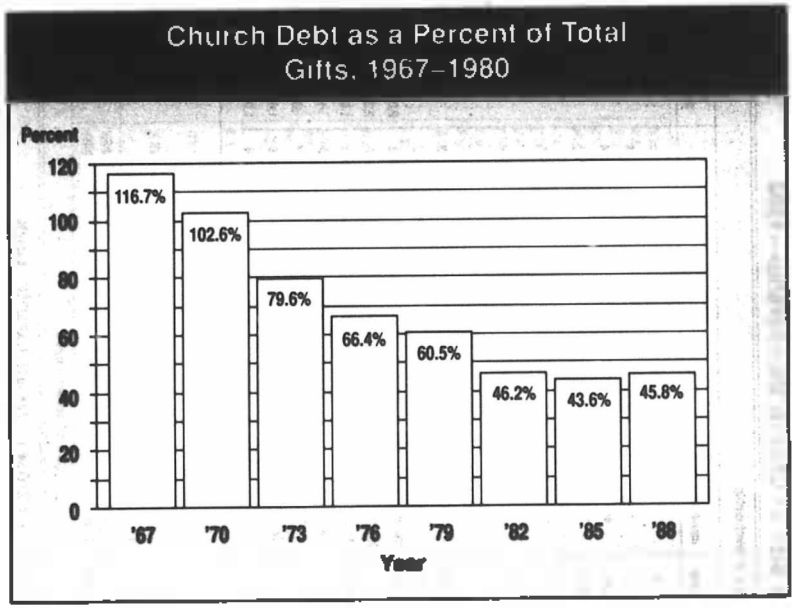


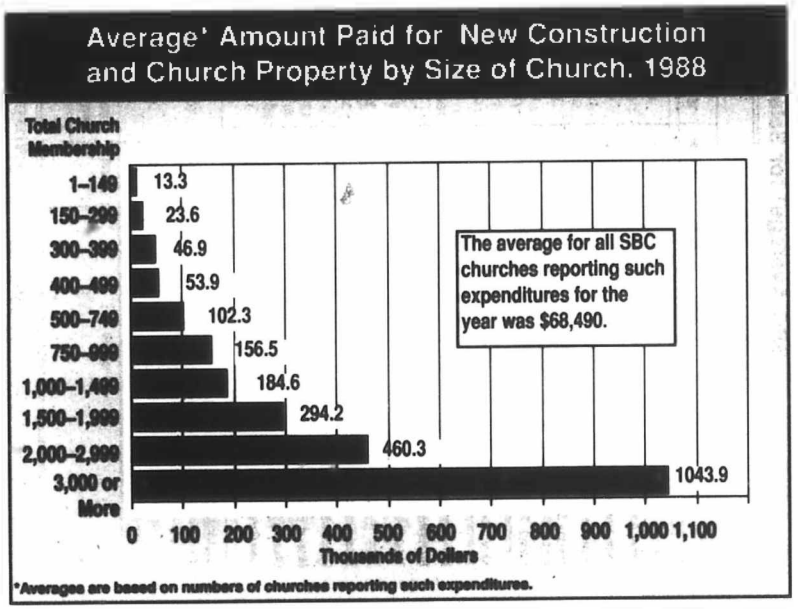




## Church Average[1] for Selected Items by State Convention—1988

| SBC and State Conventions | Total Membership | Resident Membership | Sunday School Enrollment | Church Training Enrollment | Music Ministry Enrollment | WMU Enrollment | Brotherhood Enrollment | Baptisms | Other Additions | Total Gifts | Total Receipts | Local Expense Gifts | Other Expense Gifts | Mission Support Gifts | Church Debt | Total Expenditures |
|---|---|---|---|---|---|---|---|---|---|---|---|---|---|---|---|---|
| SBC | 402 | 264 | 218 | 86 | 58 | 47 | 28 | 12 | 16 | 115,262 | 122,938 | $101,271 | $10,222 | $16,451 | $131,204 | $68,490 |
| AL | 342 | 251 | 95 | 95 | 80 | 50 | 31 | 9 | 13 | 87 | 103,741 | 90,406 | 8,973 | 15,053 | 90,850 | 75,317 |
| AK | 361 | 207 | 56 | 56 | 40 | 49 | 21 | 18 | 19 | 126,266 | 135,266 | 116,823 | 7,818 | 25,834 | 90,263 | 24,414 |
| AZ | 466 | 312 | 110 | 110 | 49 | 36 | 24 | 22 | 23 | 126,866 | 136,866 | 117,567 | 11,348 | 23,560 | 94,081 | 51,756 |
| AR | 380 | 254 | 84 | 84 | 53 | 40 | 25 | 11 | 15 | 107,223 | 107,223 | 88,868 | 10,255 | 16,577 | 90,442 | 51,653 |
| CA | 378 | 269 | 81 | 81 | 49 | 38 | 28 | 15 | 19 | 114,118 | 92,671 | 86,109 | 6,150 | 4,619 | 90,208 | 50,283 |
| CO | 352 | 231 | 76 | 76 | 42 | 26 | 20 | 14 | 22 | 108,065 | 108,065 | 88,109 | 8,352 | 18,413 | 98,270 | 42,740 |
| DC | 539 | 420 | 219 | 78 | 57 | 52 | 33 | 17 | 16 | 118,069 | 79,782 | [illegible] | [illegible] | [illegible] | [illegible] | [illegible] |
| FL | 553 | 392 | 319 | 107 | 75 | 49 | 28 | 19 | 18 | 203,328 | 178,377 | [illegible] | [illegible] | [illegible] | [illegible] | [illegible] |
| GA | 408 | 305 | 219 | 86 | 58 | 53 | 33 | 11 | 16 | 136,389 | 118,482 | [illegible] | [illegible] | [illegible] | [illegible] | [illegible] |
| HI | 303 | 219 | 219 | 75 | 41 | 36 | 20 | 16 | 21 | 50,934 | 61,489 | [illegible] | [illegible] | [illegible] | [illegible] | [illegible] |
| IL | 259 | 177 | 144 | 62 | 34 | 35 | 20 | 8 | 10 | 84,011 | 50,817 | [illegible] | [illegible] | [illegible] | [illegible] | [illegible] |
| IN | 302 | 242 | 182 | 55 | 38 | 28 | 17 | 11 | 12 | 79,001 | 76,108 | [illegible] | [illegible] | [illegible] | [illegible] | [illegible] |
| KS-NE | 336 | 236 | 98 | 80 | 42 | 33 | 19 | 10 | 18 | 97,524 | 104,717 | 84,374 | 6,902 | 15,224 | 35,757 | 36,757 |
| KY | 354 | 173 | 173 | 75 | 46 | 44 | 24 | 9 | 10 | 80,280 | 83,117 | 64,678 | 8,349 | 14,120 | 76,[illegible] | 27,058 |
| LA | 435 | 207 | 207 | 100 | 54 | 42 | 28 | 13 | 16 | 120,627 | 105,785 | 105,785 | 12,012 | 10,781 | 143,[illegible] | 67,102 |
| MD-DE | 375 | 211 | 80 | 80 | 48 | 42 | 25 | 11 | 14 | 259,434 | 98,246 | 98,246 | 11,306 | 15,297 | 103,[illegible] | 41,502 |
| MI | 218 | 121 | 69 | 49 | 26 | 19 | 14 | 10 | 10 | 56,080 | 49,532 | 49,532 | 5,080 | 9,447 | 68,[illegible] | 37,529 |
| MN-WI | 148 | 69 | 53 | 53 | 26 | 19 | 14 | 10 | 11 | 48,356 | 51,483 | 42,719 | 3,186 | 7,678 | 62,[illegible] | 27,474 |
| MS | 339 | 240 | 183 | 86 | 58 | 46 | 30 | 9 | 13 | 95,667 | 101,[illegible] | 85,835 | 10,378 | 7,088 | 87,464 | 38,327 |
| MO | 340 | 229 | 175 | 70 | 43 | 36 | 20 | 9 | 12 | 81,117 | 84,[illegible] | 69,370 | 7,910 | 14,835 | 104,346 | 34,320 |
| NV | 307 | 169 | 194 | 71 | 31 | 25 | 14 | 18 | 19 | 78,721 | 82,[illegible] | 59,017 | 5,267 | 17,542 | 110,824 | 1,448 |
| N-ENG | 169 | 92 | 128 | 36 | 29 | 26 | 19 | 12 | 15 | 70,098 | 77,[illegible] | 59,024 | 4,716 | 13,932 | 119,457 | 45,612 |
| NM | 457 | 260 | 237 | 88 | 49 | 38 | 23 | 13 | 19 | 121,640 | 127,[illegible] | 118,460 | 9,638 | 7,728 | 106,835 | 58,510 |
| NY | 145 | 122 | 98 | 38 | 30 | 26 | 21 | 9 | 11 | 66,087 | 68,[illegible] | 57,126 | 3,658 | 14,341 | 98,717 | [illegible] |
| NC | 328 | 264 | 191 | 78 | 54 | 52 | 30 | 8 | 11 | 103,219 | 106,[illegible] | 90,186 | 8,864 | 7,637 | 103,314 | 54,[illegible] |
| NW | 257 | 194 | 151 | 84 | 27 | 23 | 17 | 10 | 12 | 84,723 | 88,[illegible] | 53,627 | 8,810 | 11,260 | 71,641 | 18,[illegible] |
| OH | 286 | 223 | 175 | 84 | 28 | 31 | 20 | 13 | 13 | 76,507 | 79,[illegible] | 64,024 | 6,502 | 13,982 | 86,564 | 40,[illegible] |
| OK | 527 | 324 | 204 | 86 | 60 | 40 | 25 | 15 | 17 | 122,521 | 128,[illegible] | 100,806 | 11,564 | 15,860 | 94,586 | 43,[illegible] |
| PA-SJ | 184 | 150 | 158 | 58 | 30 | 33 | 19 | 10 | 13 | 89,873 | 77,[illegible] | 59,824 | 5,024 | 14,313 | 51,185 | 40,[illegible] |
| SC | 400 | 311 | 275 | 65 | 61 | 52 | 32 | 9 | 13 | 27,508 | 34,[illegible] | 108,619 | 2,136 | 1,775 | 94,54[illegible] | 74,[illegible] |
| SD | 392 | 282 | 200 | 86 | 63 | 47 | 27 | 10 | 14 | 106,632 | 115,926 | 96,346 | 9,831 | 17,964 | 113,867 | 67,[illegible] |
| TN | 809 | 389 | 330 | 108 | 77 | 51 | 30 | 18 | 29 | 153,113 | 164,361 | 137,581 | 15,813 | 31,046 | 240,541 | 85,[illegible] |
| TX | 196 | 113 | 205 | 42 | 24 | 23 | 17 | 10 | 11 | 43,904 | 46,349 | 38,020 | 3,520 | 6,415 | 40,023 | 12,[illegible] |
| UT-ID | 406 | 300 | 215 | 80 | 54 | 53 | 26 | 9 | 13 | 117,670 | 123,920 | 102,[illegible] | 10,[illegible] | 10,[illegible] | 137,116 | 75,[illegible] |
| VA | 258 | 200 | 133 | 44 | 35 | 28 | 15 | 10 | 12 | 52,884 | 64,818 | 81,944 | 4,701 | 15,557 | 74,420 | 42,011 |
| WV | 203 | 118 | 117 | 53 | 20 | 32 | 16 | 8 | 10 | 51,497 | 53,528 | 43,123 | 6,658 | 6,086 | 71,538 | 26,[illegible] |
| WY | 138 | 82 | 100 | 35 | 21 | 20 | 11 | 8 | 9 | 37,344 | 40,[illegible] | 34,884 | 2,194 | 6,666 | 43,781 | [illegible] |
| DK | 178 | 126 | 102 | 49 | 25 | 17 | 11 | 6 | 10 | 46,571 | 49,[illegible] | 40,788 | 3,304 | 9,082 | 43,008 | [illegible] |
| GA | 131 | 83 | 102 | 43 | 21 | 23 | 13 | 10 | 10 | 41,497 | 42,[illegible] | 22,692 | 2,165 | 6,828 | 52,666 | [illegible] |
| MT | 121 | 100 | 97 | 82 | 16 | 20 | 20 | 17 | 7 | 27,268 | 31,[illegible] | 23,378 | 1,319 | 4,660 | 68,035 | [illegible] |
| PR | | | | | | | | | | | | | | | | |

[1]For churches reporting each item.
[2]Due to incomplete reporting of the 1988 financial reports for churches in the DC convention, the average is based on only one church.
[3]Not a state convention but to be reported as part of SBC statistics.
[4]Churches of the Dakotas Southern Baptist Fellowship and the Montana Southern Baptist Fellowship previously reported through the Northern Plains Baptist Convention. See note on page 6.

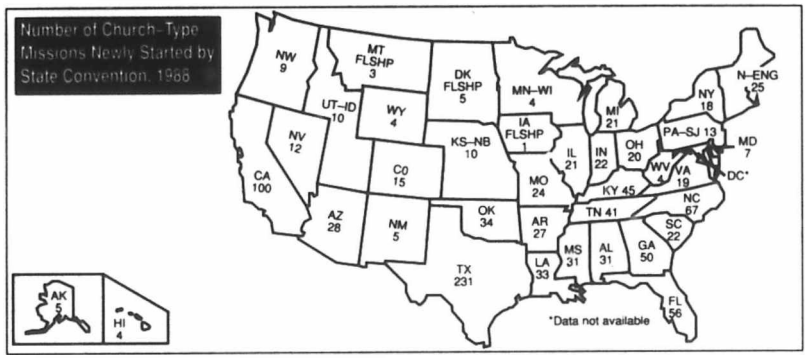


## Number of Missions Started and Currently Operated by Southern Baptist Churches, 1988

| SBC and State Conventions | Started in 1988 | Currently Operated |
|---|---|---|
| SBC | 1,085 | 4,650 |
| AL | 31 | 199 |
| AK | 5 | 28 |
| AZ | 28 | 94 |
| AR | 27 | 68 |
| CA | 100 | 306 |
| CO | 15 | 41 |
| DC | | |
| FL | 56 | 272 |
| GA | 50 | 275 |
| HI | 4 | 24 |
| IL | 21 | 96 |
| IN | 22 | 76 |
| KS-NE | 10 | 53 |
| KY | 45 | 141 |
| LA | 33 | 162 |
| MD-DE | 7 | 42 |
| MI | 21 | 55 |
| MN-WI | 4 | 34 |
| MS | 31 | 149 |
| MO | 24 | 109 |
| NV | 12 | 54 |
| N-ENG | 25 | 62 |
| NM | 5 | 61 |
| NY | 18 | 49 |
| NC | 67 | 349 |
| NW | 9 | 64 |
| OH | 20 | 85 |
| OK | 34 | 140 |
| PA-SJ | 13 | 48 |
| SC | 22 | 117 |
| TN | 41 | 131 |
| TX | 231 | 1,028 |
| UT-ID | 10 | 38 |
| VA | 19 | 89 |
| WV | 4 | 29 |
| WY | 4 | 14 |
| DK FLSHP[1,*] | 5 | 22 |
| IA FLSHP[1] | 1 | 11 |
| MT FLSHP[1,*] | 3 | 14 |
| PR[1] | 6 | 21 |

[1]Not a state convention but to be shown as part of SBC statistics
*Churches of the Dakotas Southern Baptist Fellowship and the Montana Southern Baptist Fellowship previously reported through the Northern Plains Baptist Convention. See note on page 6



## Vacation Bible School Report[1]—1988

| SBC and State Conventions | Number of Schools by Type: Total Schools | Total Enrollment | Church Schools | Percent Churches with Schools | Mission Schools | Back-yard Schools | Profession of Faith: Total | Avg. for 5-Day Schools | Avg. for 9-Day Schools | Avg. for 10-Day Schools | Mission Offering, Avg. Cost Per Pupil, and Avg. Days: Total Mission Offering | Avg. Cost Per Pupil | Average Days | Prospects Discovered | Immersions In No. 88 | [illegible] | [illegible] | [illegible] |
|---|---|---|---|---|---|---|---|---|---|---|---|---|---|---|---|---|---|---|
| SBC | 35,287 | 331,280 | [illegible] | 75.6 | 2,076 | [illegible] | [illegible] | 3.1 | 5.6 | 5.0 | $1,638,95[illegible] | [illegible] | 5.3 | 287,709 | 17,571 | 25,06[illegible] | [illegible] | [illegible] |
| AL | [illegible] | 243,413 | [illegible] | 75.2 | 133 | 183 | 3,875 | 2.6 | 4.3 | 5.9 | 128,81[illegible] | 4.35 | 5.3 | 17,571 | 577 | 816 | [illegible] | [illegible] |
| AK | 5,307 | [illegible] | [illegible] | 63 | 19 | 13 | 134 | 1.7 | [illegible] | 6.3 | 2,745 | 4.76 | 5.4 | 25,06[illegible] | 816 | 3,858 | [illegible] | [illegible] |
| AZ | 28,948 | [illegible] | [illegible] | 74 | 34 | 39 | 980 | 7.3 | 12.7 | 6.0 | 2,707 | 2.34 | 6.1 | 2,787 | 3,858 | 6,332 | [illegible] | [illegible] |
| AR | 00,544 | [illegible] | [illegible] | 72 | 64 | 68 | 1,850 | 3.2 | [illegible] | 2.7 | 48,551 | 3.98 | 5.2 | 8,901 | 6,332 | 5,677 | [illegible] | [illegible] |
| CA | 68,009 | [illegible] | [illegible] | 54 | 49 | 77 | 1,082 | 3.8 | 2.8 | 6.0 | 20,066 | 3.98 | 5.9 | 5,382 | 5,677 | 1,104 | [illegible] | [illegible] |
| CO | 15,324 | [illegible] | [illegible] | 69 | 23 | 50 | 374 | 4.4 | 11.0 | 3.0 | 5,343 | 2.79 | 5.0 | 1,525 | 1,104 | [illegible] | [illegible] | [illegible] |
| DC | 3 | [illegible] | 27 | 42 | 3 | [illegible] | 88 | 31.3 | [illegible] | [illegible] | 312 | 5.13 | 5.0 | 102 | 54 | [illegible] | [illegible] | [illegible] |
| FL | 94 | [illegible] | 1,274 | 74 | 98 | 304 | 4,400 | 4.3 | 4.9 | 7.5 | 67,822 | 3.86 | 5.4 | 14,143 | 18,183 | [illegible] | [illegible] | [illegible] |
| GA | 281 | [illegible] | 2,350 | 77 | 221 | 780 | 1,057 | 3.0 | 1.5 | 5.0 | 129,54[illegible] | 4.30 | 5.2 | 17,337 | 22,222 | 225 | [illegible] | [illegible] |
| HI | 2 | [illegible] | 30 | 61 | 13 | 7 | 53 | 1.6 | 1.0 | 1.0 | 2,329 | 3.57 | 6.3 | 283 | 468 | 1 | [illegible] | [illegible] |
| IL | 58 | [illegible] | 612 | 66 | 34 | 84 | 587 | 1.7 | 3.8 | 1.5 | 28,357 | 3.61 | 5.4 | 1,865 | 124 | [illegible] | [illegible] | [illegible] |
| IN | 21 | [illegible] | 213 | 69 | 17 | 108 | 398 | 2.7 | 1.0 | 1.7 | 9,432 | 3.58 | 5.4 | 2,154 | 42 | [illegible] | [illegible] | [illegible] |
| KS-NE | 20,539 | [illegible] | 171 | 69 | 28 | 80 | 540 | 4.1 | 5.7 | 3.0 | 10,257 | 3.72 | 5.5 | 1,688 | 42 | [illegible] | [illegible] | [illegible] |
| KY | 45,402 | [illegible] | 1,600 | 82 | 118 | 235 | 1,620 | 2.0 | 2.5 | 2.9 | 85,202 | 3.84 | 5.3 | 11,848 | 305 | 24 | [illegible] | [illegible] |
| LA | 42,409 | [illegible] | 1,029 | 76 | 49 | 36 | 2,533 | 4.1 | 21.8 | 8.5 | 57,214 | 3.92 | 5.5 | 678 | 86 | 20 | [illegible] | [illegible] |
| MD-DE | 23,497 | [illegible] | 132 | 68 | 12 | 70 | 492 | 3.4 | 13.0 | 5.4 | 4,173 | 3.84 | 5.5 | 6 | 28 | 35 | [illegible] | [illegible] |
| MI | 13,982 | [illegible] | 79 | 54 | 13 | 42 | 182 | 2.4 | [illegible] | 4.0 | 5,349 | 3.46 | 5.5 | 2 | 30 | 14 | [illegible] | [illegible] |
| MN-WI | 4,133 | [illegible] | 45 | 50 | 9 | 42 | 38 | 2.2 | [illegible] | [illegible] | 1,221 | 4.22 | 5.0 | 1 | 10 | [illegible] | [illegible] | [illegible] |
| MS | 58,153 | [illegible] | [illegible] | 78 | 82 | [illegible] | [illegible] | [illegible] | 4.4 | 3.5 | 71,56[illegible] | 3.86 | 5.3 | 6,477 | 358 | 156 | [illegible] | [illegible] |
| MO | 46,505 | [illegible] | [illegible] | 77 | 73 | 23 | [illegible] | 2.7 | 4.0 | 3.5 | 63,54[illegible] | 3.54 | 5.5 | 10,340 | 329 | 11 | [illegible] | [illegible] |
| NV | 4,245 | [illegible] | [illegible] | 71 | 23 | 7 | [illegible] | 1.1 | [illegible] | 2.5 | 3,002 | 4.36 | 5.5 | 809 | 5 | [illegible] | [illegible] | [illegible] |
| N-ENG | 21,219 | [illegible] | [illegible] | 71 | 14 | 49 | [illegible] | 1.5 | [illegible] | 14.0 | 862 | 3.54 | 5.5 | 197 | 4 | [illegible] | [illegible] | [illegible] |
| NM | 27,288 | [illegible] | [illegible] | 74 | 49 | [illegible] | [illegible] | 4.2 | 7.8 | 7.0 | 843 | 3.45 | 5.4 | 2,481 | 45 | [illegible] | [illegible] | [illegible] |
| NY | 7,200 | [illegible] | [illegible] | 38 | 18 | [illegible] | [illegible] | 2.4 | [illegible] | 7.0 | 827 | 3.54 | 5.2 | 536 | 5 | [illegible] | [illegible] | [illegible] |
| NC | 284,[illegible] | [illegible] | [illegible] | 84 | [illegible] | 308 | 826 | 2.0 | 6.5 | 4.0 | 34,534 | 4.88 | 5.2 | 17,840 | 687 | 22,638 | [illegible] | [illegible] |
| NW | 19,[illegible] | [illegible] | 2,963 | 84 | 173 | 53 | 420 | 2.4 | 4.0 | 6.7 | 2,770 | 2.80 | 5.8 | 2,648 | 30 | 3,628 | 18 | 10 |
| OH | 44,[illegible] | [illegible] | 200 | 66 | 27 | 96 | 88 | 3.1 | 3.7 | 4.0 | 10,530 | 3.28 | 5.3 | 4,086 | 60 | 4,797 | [illegible] | [illegible] |
| OK | 46,[illegible] | [illegible] | 365 | 70 | 36 | 88 | 2,665 | 4.1 | 3.8 | 3.8 | 61,205 | 3.47 | 5.3 | 10,748 | 227 | 14,397 | 33 | 10 |
| PA-SJ | 9,[illegible] | [illegible] | 1,164 | 77 | 10 | 61 | 344 | 2.7 | [illegible] | 5.8 | 3,380 | 3.80 | 5.4 | 743 | 7 | 1,109 | [illegible] | 44 |
| SC | 63,[illegible] | [illegible] | 82 | 66 | 24 | 118 | 2,391 | 2.8 | 2.3 | 4.7 | 75,190 | 4.30 | 5.2 | 8,200 | 33 | 10,684 | [illegible] | [illegible] |
| TN | 67,[illegible] | 2,160 | 1,495 | 84 | 132 | [illegible] | 3,399 | 2.1 | 7.8 | 5.3 | 10,131 | 4.17 | 5.2 | 12,848 | 396 | [illegible] | 78 | 78 |
| TX | 4,[illegible] | 3,031 | 2,267 | 77 | 325 | 10 | 0,307 | 5.1 | 8.5 | 7.3 | 83,134 | 3.88 | 5.4 | 32,404 | 504 | 38,[illegible] | [illegible] | [illegible] |
| UT-ID | 228 | 81 | 229 | 71 | 10 | 80 | 82 | 3.3 | 3.0 | [illegible] | 820 | 3.83 | 5.2 | 304 | 9 | [illegible] | [illegible] | [illegible] |
| VA | 1,[illegible] | 1,28[illegible] | 86 | 83 | 80 | [illegible] | [illegible] | 1.4 | 4.8 | 2.3 | 4,[illegible] | 4.02 | 5.3 | 10,553 | 302 | 15,[illegible] | [illegible] | [illegible] |
| WV | [illegible] | 829 | 52 | 76 | [illegible] | [illegible] | 266 | 3.2 | [illegible] | 13.0 | 5,111 | 4.15 | 5.1 | 627 | [illegible] | [illegible] | [illegible] | [illegible] |
| WY | 4,[illegible] | 013 | 45 | 72 | [illegible] | 23 | 70 | 2.1 | [illegible] | 1.8 | 2,005 | 3.10 | 5.5 | 503 | 15 | 998 | [illegible] | [illegible] |
| DK FLSHP[1,*] | 84 | 757 | 43 | 68 | [illegible] | 14 | 56 | 2.9 | [illegible] | 4.2 | 1,162 | 4.00 | 5.0 | 342 | 348 | [illegible] | [illegible] | [illegible] |
| IA FLSHP[1] | 61 | 525 | 49 | 66 | [illegible] | 32 | 95 | 1.8 | [illegible] | 3.0 | 976 | 2.84 | 5.4 | 228 | 166 | [illegible] | [illegible] | [illegible] |
| MT FLSHP[1,*] | 95 | [illegible] | 11 | 26 | [illegible] | [illegible] | [illegible] | [illegible] | [illegible] | 3.5 | [illegible] | 2.83 | 5.0 | 453 | 553 | [illegible] | [illegible] | [illegible] |
| PR[1] | 1 | [illegible] | [illegible] | [illegible] | [illegible] | [illegible] | [illegible] | [illegible] | [illegible] | [illegible] | [illegible] | [illegible] | [illegible] | [illegible] | [illegible] | [illegible] | [illegible] | [illegible] |

[1]VBS statistics based on VBS reports or Uniform Church Letter statistics
[1]Not a state convention but to be shown as part of SBC statistics.
*Churches of the Dakotas Southern Baptist Fellowship and the Montana Southern Baptist Fellowship previously reported through the Northern Plains Baptist Convention. See note on page 6.

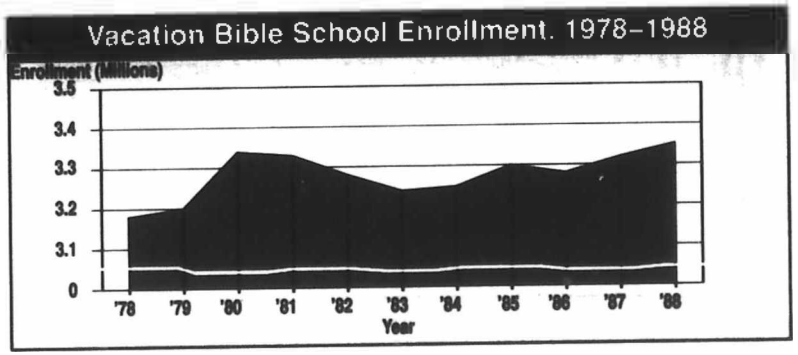


## Enrollment and Average Attendance for Sunday School, Church Training, and Music Ministry—1988

| SBC and State Conventions | Sunday School | | | Church Training | | | Music Ministry | | |
|---|---|---|---|---|---|---|---|---|---|
| | Ongoing Enrollment | Average Weekly Attendance | Average Attendance as a Percentage of Ongoing Enrollment | Ongoing Enrollment | Average Weekly Attendance | Average Attendance as a Percentage of Ongoing Enrollment | Ongoing Enrollment | Average Weekly Attendance | Average Attendance as a Percentage of Ongoing Enrollment |
| SBC | 7,911,373 | 3,822,326 | 48.3 | 1,993,738 | 897,458 | 45.0 | 1,774,018 | 1,094,382 | 61.7 |
| AL | 577,421 | 279,135 | 48.3 | 212,943 | 100,889 | 47.4 | 141,247 | 89,709 | 63.5 |
| AK | 8,904 | 4,273 | 48.0 | 2,155 | 871 | 40.4 | 1,890 | 1,205 | 63.8 |
| AZ | 72,237 | 31,040 | 43.0 | 19,758 | 8,219 | 41.6 | 11,059 | 7,039 | 63.6 |
| AR | 258,090 | 123,524 | 48.2 | 75,581 | 37,050 | 49.0 | 51,615 | 32,158 | 62.3 |
| CA | 203,732 | 90,137 | 44.2 | 52,082 | 18,388 | 35.3 | 39,985 | 23,260 | 58.2 |
| CO | 33,515 | 16,640 | 49.6 | 8,836 | 3,820 | 43.2 | 6,854 | 4,170 | 60.8 |
| DC | 9,887 | 5,097 | 51.7 | 2,015 | 1,016 | 50.4 | 2,404 | 1,447 | 60.2 |
| FL | 521,313 | 230,751 | 44.3 | 126,984 | 52,608 | 41.4 | 115,732 | 75,311 | 65.1 |
| GA | 641,724 | 317,463 | 49.5 | 156,492 | 75,990 | 48.6 | 168,158 | 108,074 | 64.3 |
| HI | 10,525 | 5,054 | 48.0 | 2,564 | 856 | 33.4 | 1,710 | 943 | 55.1 |
| IL | 129,247 | 63,284 | 49.0 | 29,848 | 10,299 | 35.7 | 24,112 | 12,471 | 51.7 |
| IN | 54,001 | 22,354 | 41.4 | 9,210 | 3,868 | 42.0 | 9,269 | 4,578 | 49.3 |
| KS-NE | 48,058 | 22,029 | 45.8 | 12,319 | 5,041 | 40.9 | 8,787 | 4,967 | 56.9 |
| KY | 368,986 | 194,113 | 52.6 | 78,687 | 34,320 | 43.6 | 66,022 | 49,557 | 57.6 |
| LA | 311,354 | 141,959 | 45.6 | 94,713 | 43,828 | 46.3 | 70,171 | 43,157 | 61.5 |
| MD-DE | 53,386 | 25,197 | 47.2 | 13,814 | 4,172 | 30.2 | 11,303 | 6,848 | 60.6 |
| MI | 26,979 | 12,131 | 45.0 | 6,035 | 2,253 | 37.3 | 5,143 | 2,543 | 49.4 |
| MN-WI | 9,373 | 4,831 | 51.5 | 3,149 | 1,129 | 35.9 | 1,752 | 787 | 44.9 |
| MS | 353,078 | 182,297 | 51.6 | 130,712 | 68,548 | 52.4 | 102,634 | 67,020 | 65.3 |
| MO | 317,869 | 153,598 | 48.3 | 70,657 | 31,545 | 44.6 | 66,116 | 36,098 | 54.6 |
| NV | 13,438 | 5,364 | 39.9 | 3,730 | 1,224 | 32.8 | 1,838 | 954 | 51.9 |
| NE | 12,916 | 5,723 | 44.3 | 2,320 | 924 | 39.8 | 2,302 | 1,173 | 51.0 |
| NM | 58,557 | 25,507 | 42.6 | 16,560 | 7,107 | 42.9 | 10,293 | 5,863 | 57.0 |
| NY | 13,822 | 8,928 | 50.1 | 3,254 | 1,672 | 51.4 | 3,434 | 1,779 | 51.8 |
| NC | 653,443 | 350,381 | 53.6 | 133,603 | 55,964 | 41.9 | 171,023 | 105,189 | 61.5 |
| NW | 44,549 | 18,845 | 42.3 | 13,254 | 4,038 | 30.5 | 8,727 | 3,432 | 51.0 |
| OH | 86,423 | 38,520 | 44.6 | 18,184 | 6,978 | 38.4 | 16,215 | 7,977 | 49.2 |
| OK | 372,622 | 166,148 | 44.6 | 89,257 | 44,043 | 49.3 | 66,181 | 40,416 | 61.1 |
| PA-SJ | 14,880 | 8,770 | 45.5 | 4,429 | 1,538 | 34.7 | 2,953 | 1,572 | 53.2 |
| SC | 401,586 | 203,978 | 50.8 | 108,382 | 51,350 | 47.4 | 100,129 | 63,812 | 63.7 |
| TN | 543,252 | 289,382 | 53.3 | 147,713 | 74,959 | 50.7 | 131,185 | 79,784 | 60.8 |
| TX | 1,316,207 | 597,059 | 45.4 | 268,577 | 116,589 | 43.4 | 253,697 | 159,470 | 62.9 |
| UT-ID | 9,542 | 4,578 | 48.0 | 2,882 | 1,082 | 37.9 | 1,791 | 805 | 44.9 |
| VA | 315,611 | 154,454 | 48.9 | 62,903 | 20,936 | 33.3 | 72,217 | 48,747 | 84.7 |
| WV | 14,438 | 7,538 | 52.2 | 2,826 | 1,082 | 38.3 | 3,529 | 1,903 | 53.9 |
| WY | 7,131 | 3,141 | 44.0 | 2,236 | 810 | 36.2 | 1,178 | 441 | 37.4 |
| DK FLSHP | 5,909 | 2,871 | 48.6 | 1,253 | 394 | 31.4 | 835 | 447 | 53.5 |
| IA FLSHP | 6,302 | 3,223 | 51.1 | 2,029 | 812 | 40.0 | 1,383 | 662 | 47.9 |
| MT FLSHP | 7,004 | 3,302 | 47.1 | 1,884 | 738 | 39.2 | 1,031 | 393 | 38.1 |
| PR | 5,122 | 3,708 | 72.4 | 930 | 539 | 58.0 | 294 | 195 | 66.3 |

[illegible] not a state convention but to be as part of SBC statistics

*Churches of the Dakotas Southern Baptist Fellowship and the Montana Southern Baptist Fellowship previously reported through the Northern Plains Baptist Convention. See note on page 6



## Sunday School Ongoing Enrollment by Department—1986-1987

| Departments | 1986 | | 1987 | | 1986-1987 | |
|---|---|---|---|---|---|---|
| | Ongoing Enrollment | Percent of Total | Ongoing Enrollment | Percent of Total | Numerical Change | Percent Change |
| Cradle Roll (home ministry, birth—two years) | 57,558 | 0.7 | 62,872 | 0.8 | -5,314 | -8.5 |
| Preschool (5 years and under) | 809,351 | 10.2 | 828,087 | 10.4 | -18,736 | -2.3 |
| Children (6-11) | 1,142,747 | 14.5 | 1,156,011 | 14.5 | -13,264 | -1.1 |
| Youth (12-17) | 1,055,999 | 13.3 | 1,092,806 | 13.7 | 36,807 | -3.4 |
| Young Adult Single (18-29) | 581,866 | 7.4 | 585,237 | 7.4 | -3,371 | -0.6 |
| Young Adult Married (18-29) | 688,880 | 8.7 | 703,839 | 8.8 | -15,159 | -2.2 |
| Adult (30-59) | 2,020,807 | 25.5 | 1,992,274 | 25.1 | 28,533 | 1.4 |
| Senior Adult (60 and over) | 1,242,477 | 15.7 | 1,205,592 | 15.2 | 36,885 | 3.1 |
| Adults Away | 46,429 | 0.6 | 55,343 | 0.7 | -8,914 | 16.1 |
| Homebound Unit | 115,856 | 1.5 | 118,724 | 1.5 | -2,868 | 2.4 |
| General Officers | 149,800 | 1.9 | 141,521 | 1.8 | 8,082 | 5.7 |
| Total Sunday School Ongoing Enrollment | 7,911,373 | 100 | 7,942,106 | 100 | 30,733 | -0.4 |

## Sunday School Ongoing Enrollment by State Convention and by Department—1988

| SBC and State Conventions | Total | Cradle Roll | Pre-school | Children | Youth | Y. Adult Single | Y. Adult Married | Adult | Senior Adult | Adults Away | Home-bound Unit | General Officers |
|---|---|---|---|---|---|---|---|---|---|---|---|---|
| SBC | 7,911,373 | 57,558 | 809,351 | 1,142,747 | 1,055,999 | 581,866 | 688,880 | 2,020,807 | 1,242,477 | 46,429 | 115,856 | 143,800 |
| AL | 577,421 | 3,619 | 54,716 | 74,834 | 74,588 | 44,415 | 53,198 | 152,369 | 94,233 | 3,152 | 10,306 | 11,791 |
| AK | 8,904 | 141 | 1,381 | 1,862 | 1,244 | 505 | 956 | 2,088 | 467 | 33 | 21 | 166 |
| AZ | 72,237 | 434 | 8,083 | 12,287 | 9,354 | 6,989 | 6,247 | 17,054 | 8,800 | 179 | 804 | 1,016 |
| AR | 258,090 | 2,154 | 24,398 | 37,204 | 34,981 | 17,265 | 22,582 | 65,566 | 42,252 | 1,605 | 3,337 | 4,713 |
| CA | 203,732 | 1,865 | 22,622 | 38,294 | 30,287 | 17,374 | 18,555 | 46,001 | 23,390 | 981 | 2,129 | 4,214 |
| CO | 33,515 | 354 | 4,146 | 5,818 | 4,541 | 2,502 | 3,058 | 8,989 | 3,155 | 47 | 266 | 538 |
| DC | 9,887 | 23 | 907 | 1,482 | 1,369 | 675 | 853 | 2,565 | 1,661 | 70 | | 272 |
| FL | 521,313 | 2,635 | 54,330 | 75,509 | 70,230 | 43,126 | 43,601 | 131,165 | 81,566 | 3,672 | 7,449 | 7,828 |
| GA | 641,724 | 4,806 | 64,808 | 85,028 | 82,875 | 48,809 | 56,427 | 170,708 | 103,427 | 3,989 | 9,596 | 11,853 |
| HI | 10,525 | 146 | 1,142 | 2,113 | 1,728 | 875 | 999 | 2,317 | 677 | 48 | 123 | 157 |
| IL | 129,247 | 848 | 14,184 | 22,570 | 18,801 | 8,880 | 10,546 | 29,298 | 18,550 | 755 | 1,610 | 3,105 |
| IN | 54,001 | 355 | 5,574 | 9,099 | 7,737 | 4,036 | 5,887 | 13,970 | 5,820 | 116 | 395 | 1,010 |
| KS-NE | 48,058 | 432 | 6,237 | 8,054 | 6,584 | 3,441 | 4,355 | 11,718 | 5,614 | 349 | 421 | 843 |
| KY | 368,986 | 2,990 | 35,135 | 54,697 | 50,149 | 24,934 | 31,067 | 94,132 | 80,036 | 1,937 | 5,497 | 8,192 |
| LA | 311,354 | 2,456 | 32,554 | 47,279 | 42,807 | 23,775 | 29,191 | 75,807 | 45,464 | 1,973 | 4,816 | 5,202 |
| MD-DE | 53,386 | 443 | 6,507 | 8,295 | 7,389 | 3,816 | 4,401 | 13,428 | 8,178 | 230 | 559 | 1,018 |
| MI | 26,979 | 321 | 3,162 | 5,162 | 4,033 | 1,781 | 2,023 | 6,622 | 2,645 | 123 | 210 | 677 |
| MN-WI | 9,373 | 128 | 1,324 | 1,782 | 1,364 | 851 | 717 | 2,421 | 841 | 69 | 34 | 262 |
| MS | 353,078 | 2,837 | 36,393 | 49,474 | 45,338 | 24,719 | 33,036 | 88,489 | 57,152 | 1,952 | 6,205 | 7,504 |
| MO | 317,869 | 2,057 | 34,448 | 51,485 | 43,683 | 21,298 | 25,035 | 74,417 | 52,824 | 1,348 | 4,708 | 6,590 |
| NV | 13,438 | 74 | 1,770 | 2,831 | 2,230 | 854 | 949 | 3,444 | 690 | 57 | 118 | 721 |
| NE | 12,916 | 229 | 1,789 | 2,561 | 1,710 | 862 | 1,183 | 3,510 | 643 | 62 | 20 | 347 |
| NM | 58,557 | 478 | 6,573 | 9,388 | 8,359 | 3,801 | 5,909 | 14,717 | 8,447 | 161 | 660 | 1,085 |
| NY | 13,822 | 225 | 1,540 | 2,893 | 1,859 | 1,317 | 935 | 3,940 | 725 | 152 | 78 | 359 |
| NC | 653,443 | 5,322 | 59,370 | 77,708 | 77,295 | 44,516 | 59,373 | 180,448 | 118,452 | 3,817 | 11,855 | 15,280 |
| NW | 44,549 | 355 | 6,158 | 9,010 | 6,258 | 2,754 | 3,870 | 9,731 | 4,653 | 363 | 357 | 640 |
| OH | 86,423 | 707 | 10,394 | 18,302 | 13,270 | 5,630 | 7,582 | 21,870 | 7,987 | 348 | 576 | 1,756 |
| OK | 372,622 | 2,315 | 38,596 | 58,387 | 55,121 | 28,420 | 32,117 | 87,878 | 57,023 | 1,854 | 5,109 | 5,802 |
| PA-SJ | 14,880 | 135 | 1,954 | 2,880 | 2,126 | 1,223 | 1,245 | 3,987 | 1,027 | 35 | 116 | 350 |
| SC | 401,586 | 3,311 | 37,673 | 50,324 | 49,084 | 27,579 | 34,814 | 107,602 | 73,596 | 2,340 | 7,709 | 7,561 |
| TN | 543,252 | 3,341 | 52,432 | 71,111 | 88,637 | 41,096 | 51,056 | 144,744 | 89,506 | 2,348 | 7,355 | 11,623 |
| TX | 1,316,207 | 8,587 | 138,070 | 93,882 | 184,216 | 99,364 | 108,821 | 331,598 | 202,718 | 10,715 | 17,508 | 19,750 |
| UT-ID | 9,542 | 194 | 1,202 | 2,016 | 1,444 | 552 | 726 | 2,201 | 624 | 37 | 108 | 236 |
| VA | 315,611 | 2,290 | 31,650 | 41,403 | 39,092 | 21,277 | 25,345 | 84,428 | 56,801 | 1,710 | 5,436 | 6,179 |
| WV | 14,438 | 148 | 1,516 | 2,264 | 1,982 | 775 | 1,348 | 3,833 | 1,920 | 45 | 202 | 383 |
| WY | 7,131 | 53 | 1,123 | 1,582 | 1,096 | 238 | 527 | 1,737 | 540 | 2 | 70 | 153 |
| DK FLSHP[1] | 5,909 | 59 | 1,068 | 1,458 | 729 | 290 | 510 | 1,339 | 350 | 3 | 2 | 104 |
| IA FLSHP[1] | 6,302 | 85 | 864 | 1,199 | 692 | 497 | 514 | 1,560 | 495 | 7 | 40 | 148 |
| MT FLSHP[1] | 7,004 | 97 | 1,212 | 1,676 | 932 | 320 | 557 | 1,585 | 451 | 11 | 21 | 142 |
| PR[1] | 5,122 | 68 | 387 | 625 | 786 | 489 | 453 | 1,332 | 467 | 137 | 25 | 323 |

[1]Not a state convention but to be shown as part of SBC statistics

*Churches of the Dakotas Southern Baptist Fellowship and the Montana Southern Baptist Fellowship previously reported through the Northern Plains Baptist Convention. See note on page 6

## Sunday School Enrollment, 1972–1988

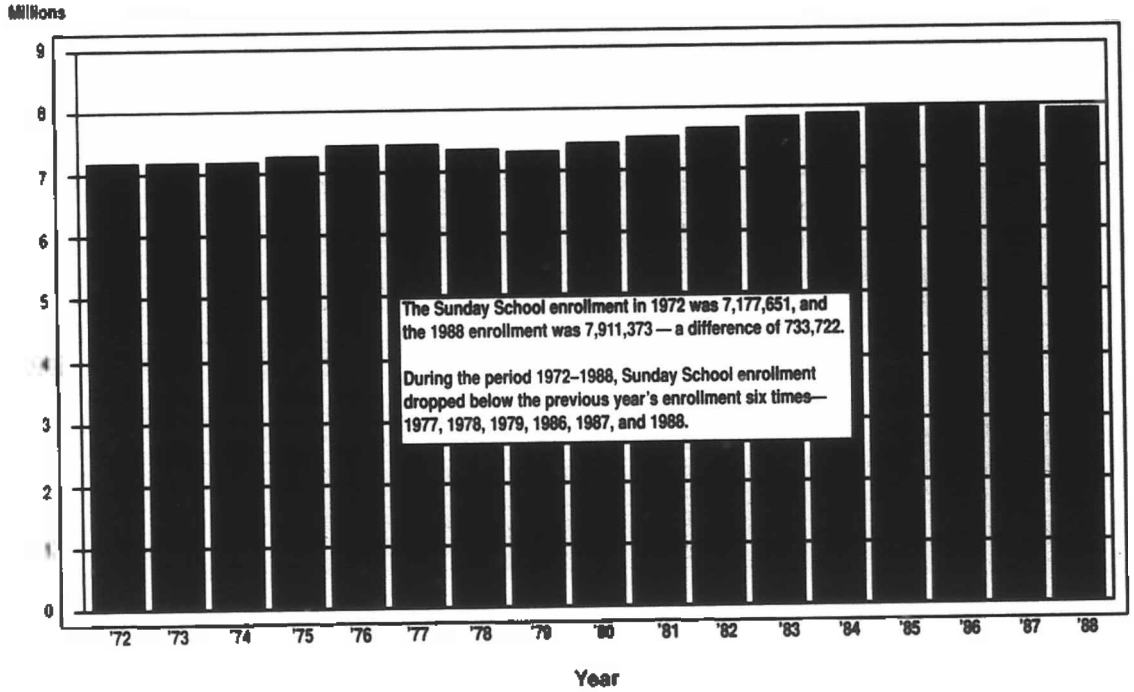


## Summary of Sunday School Enrollment by State Convention—1988

| SBC and State Conventions | Total Ongoing Sunday School Enrollment | | | | | Church Location | | | | | Churches Reporting Ongoing Sunday School Enrollment | |
|---|---|---|---|---|---|---|---|---|---|---|---|---|
| | 1988 | 1987 | 1986-1987 % Change | 1983-1988 % Change | 1978-1988 % Change | Open Country and Village | Town (500-2,499 Pop.) | Small City (2,500-9,999 Pop.) | Medium City (10,000-49,999 Pop.) | Large City (50,000 or more Pop.) | Number | Percent[1] |
| SBC | 7,911,373 | 7,942,106 | -0.4 | 1.2 | 7.0 | 1,696,174 | 736,587 | 1,037,457 | 2,047,007 | 2,394,148 | 36,261 | 98 |
| [illegible] | 577,421 | 579,278 | -0.3 | 2.2 | [illegible] | 162,525 | 45,442 | 87,358 | 141,271 | 140,825 | 2,986 | 99 |
| AK | 8,904 | 8,627 | 3.2 | 15.9 | 25.0 | 829 | 1,014 | 1,075 | 2,424 | 3,562 | 54 | 100 |
| [illegible] | 72,237 | 69,872 | 3.4 | 10.5 | 40.1 | 2,340 | 4,158 | 8,488 | 13,180 | 44,073 | 283 | 99 |
| AR | 256,090 | 256,155 | -0.0 | 0.4 | [illegible] | 52,333 | 31,955 | 47,010 | 73,543 | 51,239 | 1,265 | 100 |
| [illegible] | 203,732 | 207,738 | [illegible] | [illegible] | 24.1 | 3,585 | 7,250 | 14,628 | 67,485 | 110,784 | 985 | 85 |
| CO | 33,515 | 33,802 | -0.8 | [illegible] | 18.2 | 962 | 3,307 | 3,987 | 8,300 | 16,959 | 179 | 98 |
| DC | 9,867 | 10,574 | [illegible] | 3.3 | -21.4 | | | | | 9,867 | 45 | 67 |
| FL | 521,313 | 515,872 | [illegible] | 6.5 | 18.8 | 58,796 | 28,992 | 55,998 | 151,505 | 226,019 | 1,644 | 98 |
| GA | 641,724 | 641,076 | 0.1 | 2.7 | [illegible] | 169,513 | 51,933 | 93,584 | 198,912 | 128,772 | 2,925 | 98 |
| HI | 10,525 | 9,317 | 13.0 | 32.8 | 39.4 | 93 | 328 | 2,161 | 5,225 | 2,718 | 48 | 98 |
| [illegible] | 129,247 | 131,549 | [illegible] | -5.7 | [illegible] | 21,871 | 17,325 | 30,726 | 42,299 | 17,026 | 895 | 99 |
| IN | 54,001 | 53,589 | [illegible] | 2.1 | [illegible] | 3,278 | 4,366 | 4,880 | 25,005 | 16,482 | 206 | 99 |
| KS-NE | 48,058 | 49,044 | -2.0 | 3.5 | 17.4 | 1,510 | 4,733 | 6,658 | 12,851 | 22,308 | 242 | 98 |
| KY | [illegible] | 372,053 | -0.8 | [illegible] | [illegible] | 134,439 | 43,118 | 49,438 | 83,565 | 58,388 | 2,131 | 98 |
| [illegible] | 311,354 | 315,304 | -1.3 | [illegible] | 9.8 | 77,958 | 31,025 | 37,168 | 61,533 | 103,688 | 1,316 | 98 |
| MD-DE | 53,366 | 55,857 | [illegible] | -12.5 | -9.2 | 7,456 | 6,000 | 6,022 | 22,138 | 11,752 | 253 | 97 |
| MI | 26,979 | 26,674 | [illegible] | [illegible] | -3.2 | 1,047 | 1,384 | 2,828 | 10,828 | 10,892 | 221 | 98 |
| MN-WI | 9,373 | 9,398 | -0.3 | 12.2[2] | 69.5[2] | 350 | 426 | 388 | 1,757 | 6,442 | 85 | 97 |
| MS | 353,078 | 354,466 | [illegible] | 0.8 | 8.3 | 127,846 | 38,120 | 49,385 | 103,977 | 35,770 | 1,931 | 98 |
| MO | 317,869 | 320,097 | -0.7 | -2.8 | -2.1 | 68,436 | 47,187 | 53,650 | 77,871 | 68,725 | 1,815 | 98 |
| NV | 13,438 | 12,975 | 3.6 | [illegible] | 60.3[2] | 895 | 681 | 1,384 | 1,781 | 8,697 | 69 | 97 |
| N-ENG | 12,916 | 12,336 | [illegible] | 42.7[2] | 168.9[2] | [illegible] | 1,470 | 981 | 7,147 | 3,282 | 100 | 98 |
| NM | 59,557 | 60,963 | -2.3 | 7.8 | 23.8 | 3,848 | 4,561 | 8,270 | 27,846 | 15,042 | 251 | 98 |
| NY | 13,822 | 14,109 | -2.0 | [illegible] | 6.6 | 1,072 | 806 | 1,837 | 5,641 | 4,386 | 141 | 85 |
| NC | 653,443 | 657,910 | [illegible] | [illegible] | -2.4 | 262,373 | 59,901 | 73,536 | 115,615 | 142,018 | 3,421 | 98 |
| NW | 44,549 | 45,389 | [illegible] | -5.0 | 15.1 | 1,850 | 5,454 | 7,027 | 20,008 | 10,180 | 294 | 99 |
| OH | 86,423 | 85,374 | 1.2 | [illegible] | -0.7 | 7,289 | 7,236 | 10,815 | 32,853 | 28,250 | 493 | 99 |
| OK | 372,622 | 380,578 | [illegible] | -2.0 | 8.3 | 54,480 | 53,189 | 68,268 | 88,716 | 101,969 | 1,407 | 99 |
| PA-SJ | 14,880 | 16,083 | [illegible] | [illegible] | 19.3 | 1,456 | 1,338 | 1,129 | 8,830 | 4,127 | 108 | 98 |
| SC | 401,586 | 403,755 | -0.5 | [illegible] | -0.1 | 125,387 | 39,238 | 51,142 | 113,457 | 72,362 | 1,737 | 99 |
| TN | 543,252 | 540,296 | 0.5 | -0.8 | -3.0 | 142,843 | 41,578 | 84,161 | 131,014 | 163,656 | 2,710 | 99 |
| [illegible] | 1,316,207 | 1,321,780 | -0.4 | 5.8 | 17.7 | 108,087 | 119,642 | 165,311 | 301,686 | 621,501 | 3,979 | 98 |
| UT-ID | 9,542 | 9,544 | -0.0 | 0.9 | 29.2 | 264 | 999 | 2,080 | 3,047 | 3,132 | 91 | 99 |
| VA | 315,611 | 316,585 | -0.3 | [illegible] | -5.0 | 86,439 | 28,368 | 16,631 | 64,386 | 119,786 | 1,469 | 98 |
| WV | 14,438 | 14,250 | [illegible] | [illegible] | 38.5 | 2,368 | 2,162 | 3,658 | 4,775 | 1,477 | 108 | 98 |
| WY | 7,131 | 6,586 | 8.6 | 6.6[2] | 8.5[2] | 459 | 851 | 1,512 | 2,074 | 2,235 | 61 | 95 |
| OK FLSHP[3,4] | 5,909 | 6,062 | -2.5[2] | 13.6[2] | 32.8[2] | 303 | 755 | 1,786 | 2,385 | 700 | 59 | 97 |
| IA FLSHP[3] | 6,302 | 6,382 | [illegible] | -15.7[2] | -6.0[2] | [illegible] | 356 | 1,355 | 2,523 | 1,924 | 61 | 98 |
| MT FLSHP[3,4] | 7,004 | 6,062 | 15.5[2] | 25.6[2] | 38.7[2] | 169 | 1,223 | 1,836 | 1,498 | 2,257 | 69 | 96 |
| PR[3] | 5,122 | 4,904 | [illegible] | 56.0 | 126.7 | 221 | 720 | 1,029 | 1,205 | 1,947 | 40 | 98 |

[illegible] Not enough of reporting churches.
[1]Not a state convention but to be shown as part of SBC statistics.
[2]The state convention or fellowship was not in existence, as such, for one or both of the years used to calculate this percent change. Churches existing in such earlier year(s) in the state or fellowship territory were grouped statistically and were used as the basis for computing percent change.
[3]Churches of the Dakotas Southern Baptist Fellowship and the Montana Southern Baptist Fellowship previously reported through the Northern Plains Baptist Convention. See note on page 6.

## Church Training Enrollment by Department—1988-1987

| Departments | 1988 Enrollment | 1988 Percent of Total | 1987 Enrollment | 1987 Percent of Total | 1988-1987 Numerical Change | 1988-1987 Percent Change |
|---|---|---|---|---|---|---|
| Preschool | 149,474 | 7.5 | 158,336 | 8.1 | -8,862 | -5.6 |
| Children | 238,834 | 12.0 | 248,551 | 12.7 | -9,717 | -3.9 |
| Youth | 298,714 | 15.0 | 315,108 | 16.1 | -16,394 | -5.2 |
| Adult | 652,661 | 32.7 | 675,737 | 34.6 | -23,076 | -3.4 |
| Equipping Centers | 86,801 | 4.4 | 80,772 | 4.1 | 6,029 | 7.5 |
| New Church Member Training | 82,143 | 4.1 | 85,018 | 4.4 | -2,875 | 3.4 |
| MasterLife | 21,960 | 1.1 | 23,567 | 1.2 | -1,607 | -6.8 |
| Other | 226,000 | 11.3 | 181,715 | 9.3 | 44,285 | 24.4 |
| Hold File | 184,243 | 9.2 | 134,082 | 6.9 | 50,161 | 37.4 |
| General Officers | 52,908 | 2.7 | 51,051 | 2.6 | 1,857 | 3.6 |
| Total Church Training Enrollment | 1,993,738 | 100 | 1,953,937 | 100 | 39,801 | 2.0 |

## Church Training Enrollment by State Convention and by Department—1988

| SBC and State Conventions | Total | Preschool | Children | Youth | Adult | Equipping Centers | New Church Member Training | MasterLife | Other | Hold File | General Officers |
|---|---|---|---|---|---|---|---|---|---|---|---|
| SBC | 1,993,738 | 149,474 | 238,834 | 298,714 | 652,661 | 86,801 | 82,143 | 21,960 | 226,000 | 184,243 | 52,908 |
| AL | 212,943 | 18,528 | 29,807 | 35,995 | 87,906 | 8,159 | 4,224 | 1,551 | 13,336 | 8,143 | 6,494 |
| AK | 2,155 | 160 | 277 | 255 | 533 | 96 | 210 | 66 | 370 | 158 | 30 |
| AZ | 19,756 | 1,148 | 1,480 | 1,744 | 5,601 | 794 | 3,334 | 194 | 2,953 | 2,150 | 358 |
| AR | 75,581 | 6,824 | 11,227 | 13,193 | 30,848 | 1,666 | 1,456 | 393 | 4,436 | 3,430 | 2,108 |
| CA | 52,062 | 2,484 | 4,219 | 4,859 | 13,170 | 3,447 | 4,597 | 626 | 9,516 | 7,850 | 1,494 |
| CO | 8,638 | 597 | 816 | 1,033 | 2,298 | 814 | 609 | 147 | 1,453 | 917 | 152 |
| DC | 2,015 | 46 | 51 | 129 | 694 | 1,010 | | | 35 | | 50 |
| FL | 126,984 | 9,512 | 13,885 | 17,196 | 42,491 | 5,496 | 6,541 | 844 | 14,400 | 13,756 | 2,863 |
| GA | 156,482 | 12,268 | 19,290 | 24,290 | 51,318 | 6,498 | 4,451 | 1,715 | 21,521 | 10,792 | 4,329 |
| HI | 2,564 | 137 | 137 | 147 | 611 | 286 | 190 | 29 | 538 | 449 | 40 |
| IL | 28,848 | 1,427 | 2,337 | 2,924 | 6,894 | 1,383 | 1,893 | 220 | 4,739 | 6,266 | 765 |
| IN | 9,210 | 505 | 1,084 | 1,154 | 2,710 | 514 | 654 | 157 | 1,051 | 1,022 | 249 |
| KS-NE | 12,319 | 851 | 1,245 | 1,672 | 3,200 | 775 | 590 | 183 | 1,892 | 1,627 | 284 |
| KY | 78,687 | 4,748 | 9,076 | 11,549 | 23,285 | 4,438 | 4,124 | 656 | 10,836 | 7,907 | 2,068 |
| LA | 84,713 | 8,660 | 13,714 | 16,213 | 35,957 | 2,923 | 2,686 | 624 | 5,670 | 5,557 | 2,509 |
| MD-DE | 13,914 | 477 | 748 | 1,295 | 2,516 | 1,093 | 1,120 | 350 | 2,999 | 2,928 | 295 |
| MI | 6,035 | 241 | 444 | 564 | 1,576 | 531 | 571 | 44 | 840 | 1,054 | 170 |
| MN-WI | 3,149 | 259 | 303 | 226 | 679 | 145 | 485 | 44 | 342 | 577 | 89 |
| MS | 130,712 | 12,734 | 20,194 | 23,571 | 52,243 | 3,211 | 2,570 | 1,040 | 7,463 | 3,557 | 4,129 |
| MO | 70,657 | 5,032 | 8,356 | 10,038 | 22,846 | 3,699 | 2,936 | 647 | 8,004 | 7,098 | 2,001 |
| NV | 3,790 | 235 | 304 | 361 | 872 | 192 | 260 | 5 | 867 | 541 | 93 |
| N-ENG | 2,320 | 116 | 182 | 189 | 464 | 360 | 217 | 39 | 329 | 340 | 64 |
| NM | 16,580 | 1,049 | 1,966 | 2,268 | 4,561 | 820 | 824 | 214 | 2,387 | 1,990 | 381 |
| NY | 3,254 | 154 | 225 | 352 | 932 | 129 | 385 | 119 | 490 | 334 | 134 |
| NC | 133,603 | 6,853 | 12,173 | 19,010 | 35,872 | 6,481 | 6,465 | 1,439 | 22,480 | 19,450 | 3,377 |
| NW | 13,254 | 685 | 1,055 | 1,036 | 2,953 | 899 | 994 | 113 | 2,322 | 2,919 | 278 |
| OH | 18,184 | 1,142 | 1,749 | 1,834 | 5,449 | 917 | 1,484 | 612 | 1,982 | 2,543 | 472 |
| OK | 89,257 | 8,582 | 13,748 | 15,180 | 32,794 | 2,067 | 2,433 | 1,007 | 5,978 | 5,125 | 2,343 |
| PA-SJ | 4,429 | 291 | 384 | 429 | 1,145 | 289 | 277 | 36 | 769 | 660 | 130 |
| SC | 108,382 | 8,130 | 13,755 | 17,780 | 36,125 | 4,094 | 3,478 | 1,594 | 10,041 | 10,200 | 3,185 |
| TN | 147,713 | 12,357 | 19,235 | 23,593 | 58,167 | 5,562 | 3,495 | 1,243 | 11,161 | 10,481 | 4,419 |
| TX | 268,577 | 20,247 | 31,250 | 40,438 | 72,426 | 12,762 | 12,686 | 4,959 | 37,177 | 30,658 | 5,974 |
| UT-ID | 2,862 | 169 | 259 | 285 | 597 | 111 | 305 | 79 | 419 | 581 | 77 |
| VA | 62,903 | 2,139 | 4,031 | 6,690 | 12,658 | 4,055 | 4,614 | 836 | 14,918 | 11,710 | 1,252 |
| WV | 2,826 | 107 | 282 | 375 | 553 | 198 | 272 | 35 | 464 | 479 | 61 |
| WY | 2,236 | 145 | 172 | 246 | 494 | 269 | 132 | 29 | 479 | 219 | 51 |
| OK FLSHP** | 1,250 | 99 | 133 | 112 | 257 | 148 | 84 | 17 | 195 | 181 | 27 |
| IA FLSHP* | 2,029 | 130 | 183 | 174 | 454 | 141 | 161 | 22 | 341 | 369 | 54 |
| MT FLSHP** | 1,884 | 78 | 200 | 132 | 319 | 120 | 300 | 466 | 242 | 24 | |
| PR* | 830 | 8 | 58 | 184 | 173 | 106 | 36 | 29 | 138 | 163 | 35 |

*Not a state convention but to be shown as part of SBC statistics.
**Churches of the Diaspora Southern Baptist Fellowship and the Montana Southern Baptist Fellowship previously reported through the Northern Plains Baptist Convention. See note on page 6.



## Church Training Enrollment. 1972–1988

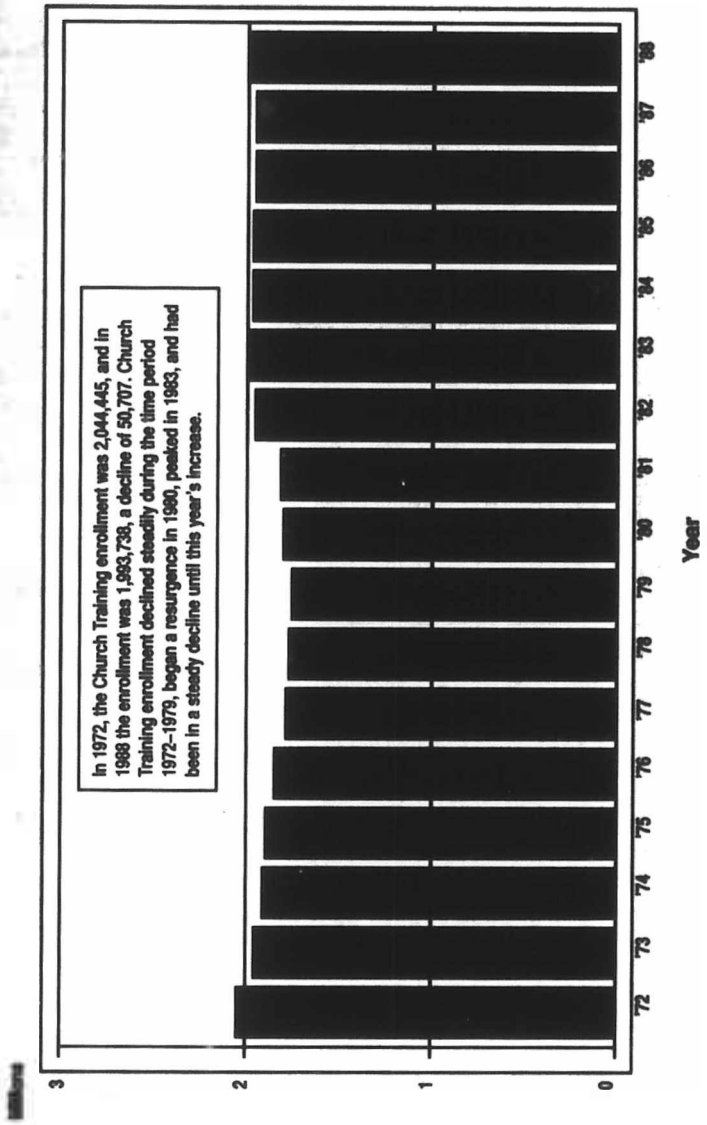

## Summary of Church Training Enrollment by State Convention—1988

| SBC and State Conventions | Total Ongoing Church Training Enrollment: 1988 | 1987 | 1988-1987 % Change | 1988-1983 % Change | 1988-1978 % Change | Church Location: Open Country and Village | Town (500-2,499 Pop.) | Small City (2,500-9,999 Pop.) | Medium City (10,000-49,999 Pop.) | Large City (50,000 or more Pop.) | Churches Reporting Church Training Enrollment: Number | Percent[1] |
|---|---|---|---|---|---|---|---|---|---|---|---|---|
| [illegible] | 1 993 738 | [illegible] | 2.0 | [illegible] | [illegible] | 507 189 | 200,521 | [illegible] | [illegible] | [illegible] | 23,103 | 63 |
| AL | [illegible] | [illegible] | 0.1 | 2.6 | 4.0 | [illegible] | [illegible] | [illegible] | [illegible] | [illegible] | [illegible] | [illegible] |
| AK | [illegible] | 2,596 | 17.0 | 13.0 | 12.7 | [illegible] | [illegible] | 192 | [illegible] | [illegible] | [illegible] | [illegible] |
| AZ | [illegible] | [illegible] | 0.2 | 6.7 | 68.6 | [illegible] | [illegible] | 2,432 | [illegible] | [illegible] | [illegible] | [illegible] |
| AR | [illegible] | [illegible] | -3.1 | 9.2 | -5.6 | [illegible] | [illegible] | [illegible] | [illegible] | [illegible] | [illegible] | [illegible] |
| CA | [illegible] | [illegible] | 12.5 | 22.3 | 34.8 | [illegible] | [illegible] | 2,935 | [illegible] | [illegible] | [illegible] | [illegible] |
| CO | [illegible] | 7,401 | 19.4 | -8.0 | 19.2 | [illegible] | [illegible] | 974 | [illegible] | [illegible] | [illegible] | [illegible] |
| [illegible] | 2,015 | 2,194 | -8.2 | 102.7 | [illegible] | | | | | 2,015 | [illegible] | 50 |
| [illegible] | 126,984 | 125,138 | 1.5 | 1.7 | [illegible] | [illegible] | 8,535 | [illegible] | [illegible] | 53,153 | [illegible] | [illegible] |
| [illegible] | 156,492 | 152,751 | 2.4 | 0.8 | 4.2 | [illegible] | 13,407 | [illegible] | [illegible] | 26,704 | [illegible] | [illegible] |
| [illegible] | 2,564 | 2,225 | [illegible] | 19.7 | [illegible] | [illegible] | 67 | [illegible] | [illegible] | 676 | [illegible] | 69 |
| IL | 28,848 | 23,988 | 20.3 | 17.0 | 36.4 | [illegible] | 4,258 | [illegible] | [illegible] | 4,490 | [illegible] | [illegible] |
| IN | 9,210 | 11,842 | -22.2 | 28.6 | 0.3 | [illegible] | 979 | [illegible] | [illegible] | 3,410 | [illegible] | 56 |
| [illegible]-NE | 12,319 | 11,606 | 4.3 | 0.3 | 12.5 | 477 | [illegible] | [illegible] | [illegible] | 5,398 | [illegible] | [illegible] |
| [illegible] | 78,687 | 74,475 | 5.7 | 8.3 | 33.0 | 29,453 | [illegible] | [illegible] | [illegible] | [illegible] | [illegible] | [illegible] |
| [illegible] | 94,713 | 96,477 | -1.8 | -5.6 | -3.5 | 33,116 | [illegible] | [illegible] | [illegible] | [illegible] | [illegible] | [illegible] |
| [illegible]-DE | 13,814 | 13,401 | 3.1 | 25.0 | 40.9 | 1,434 | [illegible] | [illegible] | [illegible] | 2,946 | [illegible] | [illegible] |
| [illegible] | 6,035 | 5,875 | 2.7 | -21.8 | 5.4 | 121 | [illegible] | [illegible] | [illegible] | 2,450 | [illegible] | [illegible] |
| [illegible]-WI | 3,149 | 3,340 | -5.7 | 45.7[2] | 181.4[1] | 32 | [illegible] | [illegible] | [illegible] | 2,426 | [illegible] | [illegible] |
| MS | 130,712 | 129,138 | 1.2 | -3.2 | [illegible] | 60,042 | 13,289 | [illegible] | [illegible] | 9,215 | [illegible] | 77 |
| MO | 70,657 | 70,632 | 0.0 | -9.4 | [illegible] | 14,898 | 12,388 | [illegible] | [illegible] | 14,470 | [illegible] | 55 |
| NV | 3,730 | 3,326 | 12.1 | 19.8 | [illegible] | 369 | 91 | [illegible] | [illegible] | 2,414 | 52 | 73 |
| N ENG | 2,320 | 1,746 | 32.9 | 31.8[2] | [illegible] | 7 | 94 | [illegible] | [illegible] | 619 | 65 | 64 |
| NM | 16,560 | 15,008 | 10.3 | 19.5 | [illegible] | 1,355 | 1,648 | [illegible] | [illegible] | 3,035 | [illegible] | 73 |
| NY | 3,254 | 3,574 | -9.0 | -20.9 | [illegible] | 305 | 192 | [illegible] | [illegible] | 1,000 | 83 | 50 |
| [illegible] | [illegible] | 130,372 | 2.5 | 7.3 | 37.5 | 48,716 | [illegible] | [illegible] | 24,738 | [illegible] | [illegible] | 50 |
| [illegible] | [illegible] | 11,162 | 18.7 | 11.8 | 37.2 | 524 | [illegible] | [illegible] | 6,421 | [illegible] | [illegible] | [illegible] |
| [illegible] | [illegible] | 15,693 | 15.9 | 6.4 | 18.2 | 1,070 | 1,193 | [illegible] | 6,987 | [illegible] | [illegible] | [illegible] |
| [illegible] | [illegible] | 90,985 | -1.9 | -7.3 | -0.9 | 17,670 | 16,286 | [illegible] | 19,428 | [illegible] | [illegible] | 73 |
| [illegible] | 4,429 | 3,876 | 14.3 | 17.4 | 66.9 | 458 | [illegible] | [illegible] | 2,041 | [illegible] | [illegible] | [illegible] |
| [illegible] | [illegible] | 101,126 | 7.2 | -4.6 | 0.2 | 40,757 | [illegible] | [illegible] | 29,858 | [illegible] | [illegible] | 73 |
| [illegible] | [illegible] | 143,998 | 2.6 | -5.0 | -0.7 | 44,961 | [illegible] | [illegible] | 33,985 | [illegible] | [illegible] | 63 |
| [illegible] | [illegible] | 271,355 | -1.0 | 5.0 | 22.0 | 23,397 | [illegible] | [illegible] | 60,508 | [illegible] | [illegible] | [illegible] |
| [illegible]-ID | 2,882 | 2,492 | 15.7 | -11.5 | 55.6 | 81 | [illegible] | [illegible] | 1,106 | [illegible] | [illegible] | 73 |
| [illegible] | [illegible] | 58,743 | 7.1 | 19.5 | 78.4 | 12,663 | 5,997 | [illegible] | 14,553 | [illegible] | [illegible] | 53 |
| [illegible] | 2,826 | 3,016 | -6.3 | 27.4 | 86.5 | 518 | 290 | [illegible] | 1,122 | [illegible] | [illegible] | [illegible] |
| [illegible] | 2,236 | 1,951 | 14.6 | 35.5[3] | 75.0[1] | 123 | 203 | [illegible] | 703 | [illegible] | [illegible] | 66 |
| DK FLSHP[2,3] | [illegible] | [illegible] | -4.9[3] | -15.2[3] | 37.7[3] | [illegible] | [illegible] | [illegible] | [illegible] | 13 | 36 | 58 |
| IA FLSHP[2] | 2,029 | [illegible] | 26.7 | 9.8[3] | 12.8[1] | [illegible] | [illegible] | [illegible] | [illegible] | 708 | 42 | 68 |
| MT FLSHP[2,3] | [illegible] | [illegible] | 44.1[1] | 30.4[3] | 83.8[1] | [illegible] | [illegible] | [illegible] | [illegible] | 749 | 44 | 61 |
| PR[2] | 930 | [illegible] | 24.0 | 86.4 | 108.1 | 58 | [illegible] | [illegible] | [illegible] | 725 | 15 | 37 |

[1]As percent of reporting church[illegible]
[2]Not a state convention but to be [illegible] as [illegible] of [illegible] statistics
[3]The state convention or fellow[illegible] not [illegible] as such, for one [illegible] both of the years [illegible] to calculate the percent [illegible] in such [illegible] year(s) in the [illegible]



## Music Ministry—Ongoing Enrollment by Department—1988-1987

| Departments | 1988 Ongoing Enrollment | 1988 Percent of Total | 1987 Ongoing Enrollment | 1987 Percent of Total | 1988-1987 Numerical Change | 1988-1987 Percent Change |
|---|---|---|---|---|---|---|
| Preschool (4-5 years) | 128,163 | 7.2 | 122,382 | 7.0 | 5,781 | 4.7 |
| Children (6-11 years) | 345,947 | 19.5 | 345,694 | 19.9 | 253 | 0.1 |
| Youth (12-17 years) | 240,836 | 13.6 | 249,572 | 14.4 | -8,736 | -3.5 |
| Adult (18 and over) | 687,668 | 38.7 | 701,084 | 40.3 | -13,416 | -1.9 |
| Handbell Ringers | 52,244 | 2.9 | 50,754 | 2.9 | 1,490 | 2.9 |
| Vocal Ensembles | 150,113 | 8.5 | 114,801 | 6.6 | 35,312 | 30.8 |
| Instrumental Ensembles | 40,398 | 2.3 | 31,917 | 1.8 | 8,481 | 26.6 |
| General Leaders | 128,649 | 7.3 | 122,090 | 7.0 | 6,559 | 5.4 |
| Total Music Ministry Ongoing Enrollment | 1,774,018 | 100 | 1,738,294 | 100 | 35,724 | 2.0 |

## Music Ministry Ongoing Enrollment by State Convention and by Department—1988

| SBC and State Conventions | Total | Preschool | Children 6-8 | Children 9-11 | Youth 12-17 | Adult | Handbell Ringers | Vocal Ensembles | Instrumental Ensembles | General Leaders |
|---|---|---|---|---|---|---|---|---|---|---|
| SBC | 1,774,018 | 128,163 | 171,811 | 174,136 | 240,836 | 687,668 | 52,244 | 150,113 | 40,398 | 128,649 |
| AL | 141,247 | 9,808 | 13,539 | 13,728 | 22,459 | 55,027 | 3,364 | 10,716 | 2,626 | 9,849 |
| AK | 1,890 | 141 | 220 | 138 | 218 | 784 | 46 | 122 | 48 | 173 |
| AZ | 11,069 | 768 | 1,011 | 1,069 | 1,033 | 4,394 | 263 | 1,167 | 399 | 955 |
| AR | 51,815 | 3,743 | 5,532 | 5,783 | 7,217 | 18,816 | 1,713 | 3,964 | 946 | 2,861 |
| CA | 39,985 | 1,867 | 3,528 | 3,581 | 4,417 | 17,544 | 571 | 3,844 | 1,376 | 3,257 |
| CO | 6,854 | 462 | 633 | 663 | 728 | 2,587 | 132 | 742 | 256 | 631 |
| DC | 2,404 | 149 | 217 | 207 | 226 | 1,405 | 23 | | | 177 |
| FL | 115,732 | 8,252 | 10,659 | 10,665 | 15,927 | 45,606 | 3,144 | 10,909 | 3,425 | 7,145 |
| GA | 168,158 | 13,400 | 16,245 | 16,332 | 23,781 | 65,536 | 4,526 | 12,963 | 3,596 | 11,779 |
| HI | 1,710 | 116 | 106 | 115 | 215 | 745 | 33 | 162 | 48 | 170 |
| IL | 24,112 | 1,214 | 1,957 | 2,151 | 2,826 | 9,625 | 330 | 2,614 | 707 | 2,688 |
| IN | 9,289 | 470 | 784 | 801 | 1,107 | 3,809 | 49 | 1,010 | 408 | 851 |
| KS-NE | 8,787 | 610 | 808 | 943 | 1,041 | 3,055 | 297 | 880 | 334 | 819 |
| KY | 86,022 | 5,891 | 8,105 | 8,688 | 11,033 | 32,781 | 2,237 | 7,957 | 2,068 | 7,262 |
| LA | 70,171 | 5,037 | 7,448 | 7,436 | 10,202 | 26,775 | 2,016 | 5,737 | 1,226 | 4,294 |
| MD-DE | 11,303 | 739 | 1,047 | 1,002 | 1,096 | 4,733 | 287 | 1,109 | 309 | 981 |
| MI | 5,143 | 219 | 416 | 430 | 615 | 2,168 | 8 | 498 | 153 | 636 |
| MN-WI | 1,752 | 127 | 200 | 209 | 164 | 661 | 4 | 147 | 54 | 186 |
| MS | 102,634 | 7,819 | 10,724 | 11,039 | 16,418 | 36,594 | 3,175 | 8,013 | 1,477 | 7,375 |
| MO | 66,116 | 4,328 | 6,016 | 6,423 | 7,745 | 24,901 | 1,802 | 6,825 | 1,959 | 6,117 |
| NV | 1,838 | 84 | 130 | 139 | 228 | 748 | 21 | 213 | 81 | 194 |
| N-ENG | 2,302 | 138 | 201 | 218 | 241 | 951 | 30 | 194 | 108 | 221 |
| NM | 10,293 | 695 | 908 | 953 | 1,333 | 3,898 | 432 | 964 | 278 | 832 |
| NY | 3,434 | 122 | 238 | 270 | 288 | 1,677 | 8 | 335 | 172 | 324 |
| NC | 171,023 | 10,737 | 14,844 | 15,569 | 22,545 | 72,806 | 5,928 | 12,884 | 2,804 | 12,906 |
| NW | 6,727 | 272 | 535 | 545 | 636 | 2,804 | 57 | 860 | 191 | 827 |
| OH | 16,215 | 904 | 1,236 | 1,282 | 1,563 | 6,787 | 157 | 2,081 | 598 | 1,607 |
| OK | 66,181 | 5,358 | 7,037 | 7,402 | 8,578 | 23,801 | 1,646 | 6,325 | 1,611 | 4,423 |
| PA-SJ | 2,953 | 125 | 243 | 245 | 325 | 1,251 | 37 | 300 | 97 | 330 |
| SC | 100,129 | 7,146 | 9,448 | 9,523 | 13,316 | 40,451 | 3,184 | 8,176 | 1,730 | 7,154 |
| TN | 131,185 | 9,068 | 12,232 | 12,725 | 18,691 | 50,642 | 4,158 | 11,513 | 2,802 | 9,354 |
| TX | 253,497 | 22,335 | 27,858 | 26,376 | 35,191 | 90,809 | 9,149 | 20,067 | 6,839 | 14,873 |
| UT-ID | 1,791 | 84 | 159 | 172 | 161 | 583 | 18 | 299 | 65 | 249 |
| VA | 72,217 | 5,340 | 6,855 | 6,563 | 8,493 | 29,531 | 3,289 | 5,622 | 1,361 | 5,163 |
| WV | 3,529 | 150 | 292 | 327 | 325 | 1,709 | 16 | 320 | 70 | 320 |
| WY | 1,178 | 65 | 102 | 98 | 99 | 427 | 33 | 134 | 54 | 166 |
| DK FLSHP[1,2] | 835 | 91 | 103 | 86 | 59 | 261 | 77 | 34 | 124 | |
| IA FLSHP[1] | 1,382 | 67 | 120 | 106 | 125 | 498 | 17 | 226 | 29 | 195 |
| MT FLSHP[1,2] | 1,031 | 56 | 74 | 118 | 105 | 355 | 43 | 99 | 35 | 146 |
| PR[1] | 294 | 15 | | 16 | 26 | 133 | | 45 | 24 | 35 |

[1]Not a state convention but to be shown as part of SBC statistics
[2]Churches of the Dakotas Southern Baptist Fellowship and the Montana Southern Baptist Fellowship previously reported through the Northern Plains Baptist Convention. See note on page 6

## Music Ministry Enrollment by Organization, 1984–1988

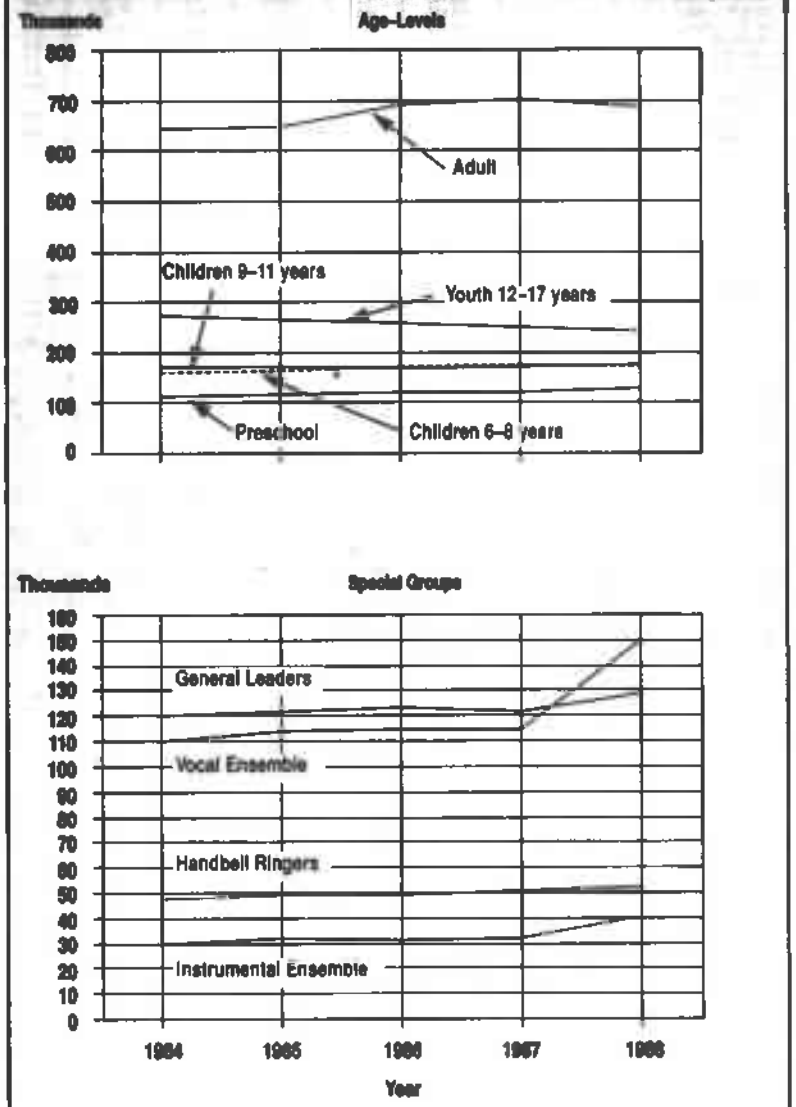




## Summary of Music Ministry Ongoing Enrollment by State Convention—1988

| SBC and State Conventions | Total Ongoing Music Ministry Enrollment | | | | | | | Church Location | | | | | Churches Reporting Ongoing Music Ministry Enrollment | |
|---|---|---|---|---|---|---|---|---|---|---|---|---|---|---|
| | 1988 | 1987 | 1986-1987 % Change | 1985-1986 % Change | 1984-1985 % Change | Open Country and Villages | Town (500-2,499 Pop.) | Small City (2,500-49,999 Pop.) | Medium City (50,000-99,999 Pop.) | Large City (100,000 & Over Pop.) | Churches | Percent[1] |
| SBC | [illegible] | [illegible] | 2.1 | 7.1 | 24.8 | 122,536 | 168,139 | 238,[illegible] | 234,[illegible] | 80,534 | 36,825 | 84 |
| AL | [illegible] | 38,537 | 2.0 | 8.4 | 8.3 | 40,[illegible] | 12,764 | 22,248 | 33,011 | 32,348 | 2,399 | 78 |
| AK | [illegible] | 1,861 | 0.5 | 33.5 | 15 | [illegible] | 104 | [illegible] | 702 | 848 | 47 | 87 |
| AZ | [illegible] | 10,822 | 1.2 | 8.1 | 2 | [illegible] | 588 | [illegible] | 2,239 | 6,584 | 230 | 87 |
| AR | [illegible] | 54,043 | 0.8 | 9.6 | 6.1 | 6,[illegible] | 8,[illegible] | [illegible] | 6,664 | 8,812 | 375 | 78 |
| CA | [illegible] | 47,[illegible] | 4.5 | 4.1 | 6.9 | [illegible] | 1,298 | [illegible] | 11,788 | 23,974 | 164 | 82 |
| CO | [illegible] | 6,277 | 5.2 | 20.9 | 4.2 | [illegible] | 734 | [illegible] | 1,989 | 3,987 | [illegible] | 82 |
| CT | 2,[illegible] | 2,907 | 4.1 | 38.8 | 20.3 | [illegible] | [illegible] | [illegible] | [illegible] | [illegible] | [illegible] | 82 |
| DE | 15,[illegible] | 11,345 | 3.8 | 10.6 | 20.3 | 15,[illegible] | 6,[illegible] | 13,[illegible] | 34,083 | [illegible] | [illegible] | 82 |
| FL | 142,[illegible] | 142,[illegible] | 0.0 | 24.6 | 46.0 | 48,[illegible] | 4,[illegible] | 26,[illegible] | 49,389 | [illegible] | [illegible] | 86 |
| GA | 1,[illegible] | 1,[illegible] | 6.0 | 4.3 | 30.0 | [illegible] | 50 | [illegible] | 3,[illegible] | [illegible] | [illegible] | 86 |
| HI | 24,[illegible] | 23,120 | 4.3 | 30 | 28.6 | 4,[illegible] | 2,[illegible] | 5,[illegible] | 6,[illegible] | 3,[illegible] | [illegible] | 78 |
| ID | 9,[illegible] | 8,[illegible] | 8.1 | 0.4 | 48.8 | [illegible] | 730 | [illegible] | 4,[illegible] | [illegible] | [illegible] | 78 |
| IL | 6,[illegible] | 6,559 | 2.7 | 10.7 | 2.5 | [illegible] | 783 | 2,[illegible] | 2,[illegible] | 2,[illegible] | 211 | 82 |
| IN | 85,022 | 88,331 | 4.4 | 2.3 | 1.1 | 31,[illegible] | 10,[illegible] | 12,[illegible] | 18,[illegible] | 18,[illegible] | 1,[illegible] | 82 |
| IA | 70,171 | 69,820 | 0.5 | 4.2 | 2.3 | 18,[illegible] | 6,[illegible] | 8,[illegible] | 15,[illegible] | 20,[illegible] | 1,[illegible] | 82 |
| KS | 11,303 | 10,849 | 4.2 | 25.4 | 1.3 | 1,[illegible] | 1,[illegible] | [illegible] | 5,[illegible] | [illegible] | 1,[illegible] | 82 |
| KY | 5,143 | 4,452 | 15.5 | 5.7 | 1.5 | [illegible] | 330 | [illegible] | 2,[illegible] | [illegible] | 176 | 79 |
| LA | 7,732 | 1,870 | 4.0 | [illegible] | [illegible] | [illegible] | 92 | 200 | 203 | [illegible] | 42 | 79 |
| ME | [illegible] | [illegible] | 1.0 | 4.3 | 1.9 | 39,[illegible] | 1,450 | 14,[illegible] | [illegible] | [illegible] | [illegible] | 81 |
| MD | 62,834 | 61,032 | 3.1 | 8.1 | 4.4 | 4,[illegible] | 9,772 | 11,[illegible] | 16,[illegible] | [illegible] | 1,[illegible] | 82 |
| MA | 58,116 | 63,032 | 13.5 | 19.5 | 5.4 | 73 | 31 | [illegible] | [illegible] | [illegible] | 57 | 87 |
| MI | 1,[illegible] | 1,619 | 8.0 | 26.9 | 7.9 | 6 | 672 | 1,[illegible] | 1,[illegible] | 300 | 78 | 87 |
| MN | 2,[illegible] | 1,788 | 4.3 | 20.6 | 0.0 | 880 | 816 | [illegible] | 5,[illegible] | 714 | 73 | 87 |
| MS | 10,[illegible] | 10,063 | 0.4 | 48.8 | 0.0 | 215 | 56 | 1 | 1 | 2,275 | 115 | 78 |
| MO | 3,404 | 3,510 | 2.2 | 4.8 | 0.0 | [illegible] | [illegible] | [illegible] | [illegible] | 1,275 | 115 | 78 |
| NE | 71,023 | 69,175 | [illegible] | 6.1 | 0.6 | 73,948 | 5,360 | 19,[illegible] | 29 | 32,896 | 3,138 | 81 |
| NV | 6,727 | 6,361 | 5.8 | 12.7 | 0.2 | 338 | 728 | 1,[illegible] | 3,[illegible] | 1,486 | 253 | 81 |
| NH | 16,215 | 16,652 | 10.7 | 15.1 | 0.6 | 1,192 | 1,980 | 1,[illegible] | 6,[illegible] | 5,921 | 413 | 81 |
| NJ | 56,18[illegible] | 56,862 | 1.0 | 2.8 | 0.6 | 6,540 | 8,830 | 12,[illegible] | 18,[illegible] | 17,886 | 1,0[illegible] | 78 |
| NM | 2,950 | 2,890 | 1.3 | 12.1 | 0.0 | 252 | [illegible] | [illegible] | [illegible] | 573 | 38 | 78 |
| NY | 20,179 | 28,631 | 1.5 | 3.0 | 0.0 | 34,342 | 8,713 | 12,[illegible] | [illegible] | 17,288 | 1,829 | 83 |
| NC | 31,[illegible] | 25,773 | 4.3 | 5.9 | 25.5 | 37,[illegible] | 10,010 | 16,[illegible] | 2,04 | 35 | 2,865 | 77 |
| ND | 53,[illegible] | 250,867 | 1.0 | 10.8 | 42.6 | 18,[illegible] | 24,037 | 22,[illegible] | 6,944 | 117 | 3,265 | 81 |
| OH | 72,[illegible] | 70,705 | 8.8 | 25.3 | 15.5 | [illegible] | 103 | 4 | 344 | 26 | 75 | 82 |
| OK | 3,[illegible] | 3,146 | 0.0 | 12.6 | 7.0 | 20 | 5,516 | [illegible] | 15,072 | [illegible] | 1,302 | 82 |
| OR | 1,[illegible] | 814 | [illegible] | 21.8 | 40.7 | [illegible] | 514 | [illegible] | 1,[illegible] | [illegible] | 95 | 82 |
| PA | [illegible] | [illegible] | [illegible] | 16.9 | 78.[illegible] | [illegible] | 84 | [illegible] | 375 | [illegible] | 18 | 82 |
| RI | 1,[illegible] | [illegible] | 12.4 | 4.3 | 78.[illegible] | 24 | 41 | [illegible] | [illegible] | [illegible] | 40 | 88 |
| SC | 1,[illegible] | [illegible] | 4.3 | 1.9 | 37.6 | 15 | 65 | [illegible] | [illegible] | [illegible] | 35 | 88 |
| SD | 1,031 | 925 | 11.7 | 34.9 | 57.6 | 20 | 99 | [illegible] | [illegible] | [illegible] | 46 | 88 |
| TN | 294 | 46 | 36.2 | 26.5 | 5.4 | 34 | 9 | [illegible] | [illegible] | [illegible] | 18 | 83 |
| TX | [illegible] | [illegible] | [illegible] | [illegible] | [illegible] | [illegible] | [illegible] | [illegible] | [illegible] | [illegible] | [illegible] | [illegible] |
| UT | [illegible] | [illegible] | [illegible] | [illegible] | [illegible] | [illegible] | [illegible] | [illegible] | [illegible] | [illegible] | [illegible] | [illegible] |
| VA | [illegible] | [illegible] | [illegible] | [illegible] | [illegible] | [illegible] | [illegible] | [illegible] | [illegible] | [illegible] | [illegible] | [illegible] |
| WA | [illegible] | [illegible] | [illegible] | [illegible] | [illegible] | [illegible] | [illegible] | [illegible] | [illegible] | [illegible] | [illegible] | [illegible] |
| WV | [illegible] | [illegible] | [illegible] | [illegible] | [illegible] | [illegible] | [illegible] | [illegible] | [illegible] | [illegible] | [illegible] | [illegible] |
| WY | [illegible] | [illegible] | [illegible] | [illegible] | [illegible] | [illegible] | [illegible] | [illegible] | [illegible] | [illegible] | [illegible] | [illegible] |
| DK FL Supt. | [illegible] | [illegible] | [illegible] | [illegible] | [illegible] | [illegible] | [illegible] | [illegible] | [illegible] | [illegible] | [illegible] | [illegible] |
| LA FL Supt. | [illegible] | [illegible] | [illegible] | [illegible] | [illegible] | [illegible] | [illegible] | [illegible] | [illegible] | [illegible] | [illegible] | [illegible] |
| MT FL Supt. | [illegible] | [illegible] | [illegible] | [illegible] | [illegible] | [illegible] | [illegible] | [illegible] | [illegible] | [illegible] | [illegible] | [illegible] |
| PR | [illegible] | [illegible] | [illegible] | [illegible] | [illegible] | [illegible] | [illegible] | [illegible] | [illegible] | [illegible] | [illegible] | [illegible] |

[1]As percent of reporting churches
[2]Not a state convention but to be shown as part of SBC statistics
[3]The state convention or fellowship was not in existence, as such, for one or both of the years used to calculate this percent change. Churches existing in such earlier year(s) in the state or fellowship territory were grouped statistically and were used as the basis for computing percent change.
[4]Churches of the Dakotas Southern Baptist Fellowship and the Montana Southern Baptist Fellowship previously reported through the Northern Plains Baptist Convention. See note on page 6.

## Woman's Missionary Union
## Ongoing Enrollment by Organizations—1988-1987

| Organizations | 1988 Ongoing Enrollment | 1988 Percent of Total | 1987 Ongoing Enrollment | 1987 Percent of Total | 1988-1987 Numerical Change | 1988-1987 Percent Change |
|---|---|---|---|---|---|---|
| Mission Friends (5 years and under) | 176,401 | 14.7 | 173,572 | 14.5 | 2,829 | 1.8 |
| Girls in Action (6-11 years) | 229,054 | [illegible] | 226,880 | 19.0 | 2,174 | 1.0 |
| Acteens (12-17 years) | 105,568 | 8.8 | 110,690 | 9.2 | -5,102 | -4.6 |
| Baptist Young Women (18-29 years) | 79,986 | 6.6 | 76,977 | 6.4 | 3,009 | 3.9 |
| Campus Baptist Young Women[1] | [illegible] | 0.1 | 1,068 | 0.1 | -177 | -16.6 |
| Baptist Women (30 years and over) | 523,806 | [illegible] | 522,815 | 43.6 | 991 | 0.2 |
| WMU Officers | 88,403 | 7.3 | 85,677 | 7.2 | 2,726 | 3.2 |
| Total WMU Ongoing Enrollment | 1,203,929 | 100 | 1,197,478 | 100 | 6,450 | 0.5 |

[1]Reported by Woman's Missionary Union, Birmingham, Alabama

## WMU Ongoing Enrollment
## by State Convention and by Organization—1988

| SBC and State Conventions | Total | Mission Friends | Girls in Actions | Acteens | Baptist Young Women | Baptist Women | WMU Officers | Campus Baptist Young Women[1] |
|---|---|---|---|---|---|---|---|---|
| SBC | 1,203,929 | 176,401 | 229,054 | 105,568 | 79,986 | 523,606 | 88,403 | 891 |
| AL | 98,851 | 14,182 | 17,934 | 10,349 | 7,558 | 41,687 | 7,065 | 55 |
| AK | 1,588 | 319 | 311 | 149 | 82 | 592 | 135 | |
| AZ | 6,291 | 1,014 | 1,327 | 397 | 246 | 2,804 | 503 | |
| AR | 28,495 | 4,316 | 6,475 | 2,158 | 1,591 | 12,143 | 1,737 | 75 |
| CA | 25,598 | 2,380 | 4,026 | 1,753 | 2,912 | 12,361 | 2,166 | |
| CO | 3,535 | 620 | 809 | 241 | 127 | 1,457 | 281 | |
| DC | 1,572 | 131 | 126 | 161 | 79 | 1,056 | 12 | |
| FL | 59,888 | 8,622 | 11,780 | 4,789 | 3,649 | 26,841 | 3,977 | 30 |
| GA | 116,727 | 17,728 | 20,812 | 10,338 | 7,312 | 51,975 | 8,522 | 40 |
| HI | 1,464 | 198 | 256 | 94 | 77 | 746 | 91 | |
| IL | 19,739 | 2,727 | 3,883 | 1,782 | 1,177 | 8,580 | 1,760 | 30 |
| IN | 5,911 | 748 | 1,090 | 486 | 263 | 2,756 | 568 | |
| KS-NE | 8,063 | 1,008 | 1,243 | 487 | 292 | 2,542 | 491 | |
| KY | 60,925 | 8,938 | 11,725 | 5,956 | 4,529 | 25,115 | 4,566 | 96 |
| LA | 37,220 | 5,549 | 8,879 | 3,705 | 2,149 | 14,187 | 2,658 | 94 |
| MD-DE | 8,985 | 1,261 | 1,853 | 808 | 537 | 4,073 | 653 | |
| MI | 3,807 | 514 | 643 | 242 | 150 | 1,687 | 361 | |
| MN-WI | 1,164 | 153 | 192 | 74 | 60 | 576 | 109 | |
| MS | 62,781 | 9,600 | 12,791 | 6,467 | 4,612 | 24,458 | 4,528 | 125 |
| MO | 47,619 | 6,305 | 8,981 | 3,254 | 2,535 | 22,909 | 3,635 | |
| NV | 1,092 | 121 | 237 | 91 | 20 | 515 | 108 | |
| N-ENG | 1,351 | 232 | 374 | 86 | 74 | 485 | 100 | |
| NM | 6,708 | 1,110 | 1,517 | 865 | 396 | 2,477 | 554 | |
| NY | 2,515 | 295 | 325 | 202 | 135 | 1,332 | 226 | |
| NC | 143,249 | 18,671 | 21,638 | 12,918 | 11,075 | 68,417 | 10,434 | 98 |
| NW | 4,384 | 513 | 860 | 236 | 156 | 2,170 | 449 | |
| OH | 11,558 | 1,890 | 2,292 | 895 | 520 | 4,938 | 1,020 | |
| OK | 36,355 | 6,166 | 8,791 | 2,617 | 1,906 | 14,153 | 2,582 | 40 |
| PA-SJ | 2,666 | 421 | 510 | 223 | 178 | 1,099 | 235 | |
| SC | 96,460 | 12,743 | 15,467 | 9,504 | 7,671 | 44,080 | 6,921 | 74 |
| TN | 79,678 | 11,816 | 14,771 | 7,636 | 5,516 | 33,616 | 6,299 | 24 |
| TX | 145,335 | 25,936 | 36,608 | 11,423 | 8,567 | 53,167 | 9,524 | 110 |
| UT-ID | 1,422 | 229 | 259 | 71 | 92 | 616 | 155 | |
| VA | 66,068 | 8,726 | 9,192 | 4,761 | 3,226 | 35,013 | 5,150 | |
| WV | 2,512 | 344 | 470 | 228 | 124 | 1,084 | 262 | |
| WY | 1,226 | 216 | 373 | 126 | 14 | 406 | 91 | |
| OK FLSHP[2] | 791 | 185 | 168 | 33 | 52 | 271 | 82 | |
| IA FLSHP[2] | 885 | 93 | 202 | 48 | 28 | 409 | 105 | |
| MT FLSHP[2] | 953 | 147 | 209 | 63 | 37 | 393 | 104 | |
| PR[3] | 698 | 34 | 52 | 84 | 49 | 420 | 59 | |

[1]Reported by Woman's Missionary Union, Birmingham, Alabama
[2]Not a state convention but so listed as part of SBC statistics
[3]Churches of the Dakotas Southern Baptist Fellowship and the Montana Southern Baptist Fellowship previously reported through the Northern Plains Baptist Convention. See note on page 6



## Woman's Missionary Union
## Ongoing Enrollment by Organization, 1984–1988

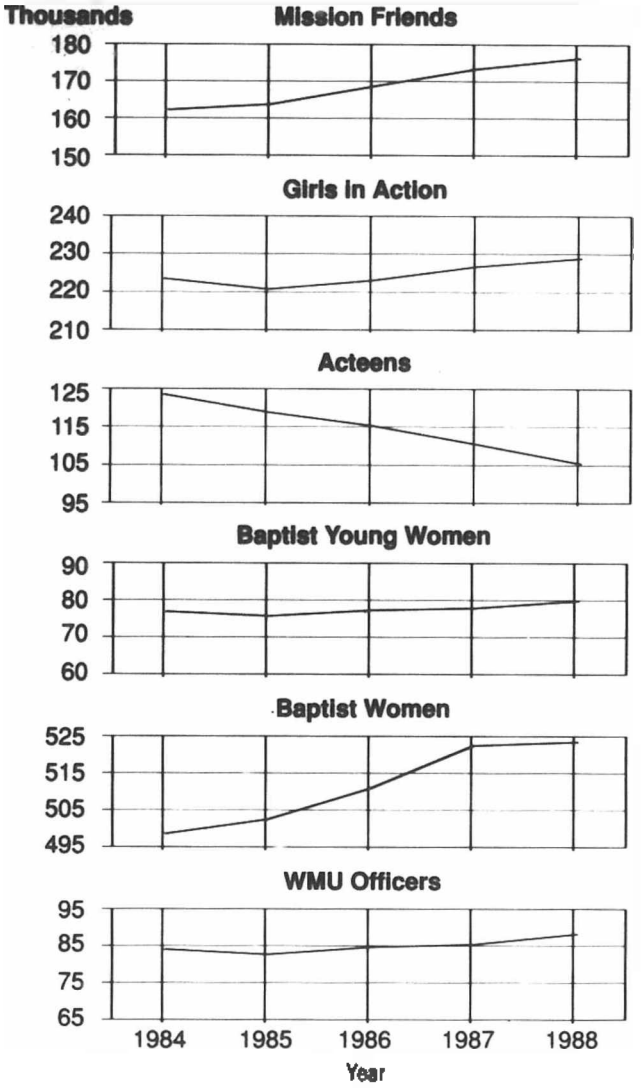

## Summary of WMU Ongoing Enrollment by State Convention—1988

| SBC and State Conventions | Total Ongoing WMU Enrollment | | | | | Church Location | | | | | | Churches Reporting Ongoing WMU Enrollment | |
|---|---|---|---|---|---|---|---|---|---|---|---|---|---|
| | 1988 | 1987 | 1986-1987 % Change | 1985-1983 % Change | 1988-1978 % Change | Open Country and Village | Town (500-3,499 Pop.) | Small City (3,500-9,999 Pop.) | Medium City (10,000-49,999 Pop.) | Large City (50,000- or More Pop.) | Campus BYWs[1] | Number | Percent[2] |
| SBC | 1,203,929 | 1,197,479 | 0.5 | 2.5 | 10.0 | 306,480 | 138,006 | 172,815 | 292,392 | 295,545 | 891 | 25,778 | 70 |
| AL | 98,651 | 98,856 | 0.0 | 8.0 | 15.6 | 28,636 | 9,724 | 15,708 | 24,898 | 18,834 | 55 | 1,089 | 69 |
| AK | 1,588 | 1,464 | 8.5 | 63.9 | 53.0 | 121 | 188 | 207 | 461 | 611 | | 40 | 74 |
| AZ | 5,291 | 6,846 | -9.4 | 11.9 | 16.7 | 118 | 608 | 995 | 1,150 | 3,418 | | 174 | 65 |
| AR | 29,495 | 27,976 | 1.9 | 1.9 | 11.7 | 4,643 | 4,256 | 6,356 | 8,010 | 5,148 | 75 | 712 | 58 |
| CA | 25,588 | 25,112 | 1.9 | 14.4 | 49.0 | 296 | 807 | 1,495 | 7,450 | 15,450 | | 668 | 64 |
| CO | 3,535 | 3,508 | 0.7 | 1.6 | 23.6 | 110 | 532 | 438 | 1,009 | 1,446 | | 121 | 68 |
| DC | 1,572 | 1,175 | 33.8 | 3.4 | -45.3 | | | | | 1,572 | | 30 | 58 |
| FL | 58,868 | 59,665 | 0.4 | 4.6 | 11.4 | 8,272 | 4,410 | 7,257 | 16,590 | 22,329 | 30 | 1,243 | 74 |
| GA | 116,727 | 115,721 | 0.9 | 1.8 | 9.0 | 33,883 | 12,085 | 19,455 | 32,906 | 18,515 | 40 | 2,189 | 73 |
| HI | 1,464 | 1,287 | 13.8 | 76.8 | 62.1 | 20 | 8 | 378 | 633 | 425 | | 41 | 84 |
| IL | 19,730 | 19,297 | 2.3 | 10.7 | 18.0 | 3,387 | 2,683 | 5,009 | 6,145 | 2,285 | 30 | 587 | 61 |
| IN | 5,911 | 5,688 | 3.7 | 7.0 | -4.8 | 415 | 542 | 601 | 1,975 | 2,378 | | 210 | 70 |
| KS-NE | 8,063 | 5,873 | 3.2 | 0.6 | 18.6 | 292 | 671 | 1,170 | 1,835 | 2,085 | | 183 | 74 |
| KY | 60,925 | 59,924 | 1.7 | 3.4 | 24.4 | 21,882 | 8,459 | 9,119 | 13,044 | 8,325 | 96 | 1,383 | 84 |
| LA | 37,220 | 37,780 | 1.4 | 0.4 | 9.6 | 10,141 | 4,173 | 5,444 | 7,181 | 10,177 | 94 | 880 | 87 |
| MD-DE | 8,985 | 9,065 | -0.9 | 7.5 | 8.2 | 1,249 | 1,013 | 1,004 | 3,884 | 1,835 | | 215 | 82 |
| MI | 3,607 | 3,878 | -7.0 | 1.6 | 2.2 | 80 | 170 | 388 | 1,634 | 1,375 | | 142 | 62 |
| MN-WI | 1,164 | 1,326 | 12.2 | 14.0* | 16.7* | 25 | 23 | 55 | 283 | 778 | | 80 | 67 |
| MS | 62,781 | 61,568 | 2.0 | 7.6 | 23.2 | 24,106 | 8,315 | 8,625 | 17,017 | 4,581 | 125 | 1,353 | 89 |
| MO | 47,619 | 46,810 | 1.7 | 0.6 | 1.3 | 11,102 | 8,414 | 9,365 | 9,038 | 8,680 | | 1,280 | 80 |
| NV | 1,092 | 897 | 21.7 | 9.4 | 87.0* | 114 | 40 | 178 | 115 | 644 | | 43 | 81 |
| N-ENG | 1,251 | 1,535 | 12.0 | 15.1* | 135.0* | 10 | 134 | 158 | 707 | 342 | | 51 | 50 |
| NM | 6,708 | 6,660 | 0.7 | 18.9 | 16.4 | 466 | 689 | 1,430 | 3,137 | 983 | | 178 | 69 |
| NY | 2,515 | 2,875 | -8.0 | -8.4 | 12.4 | 218 | 92 | 311 | 914 | 980 | | 95 | 58 |
| NC | 143,249 | 144,060 | -0.6 | 0.9 | [illegible] | 57,718 | 15,113 | 18,054 | 28,094 | 26,174 | 98 | 2,734 | 79 |
| NW | 4,364 | 4,382 | 0.0 | 2.0 | 14.4 | 154 | 594 | 882 | 2,022 | 922 | | 193 | 65 |
| OH | 11,558 | 11,715 | 1.3 | 0.5 | 16.7 | 1,059 | 1,000 | 1,658 | 3,761 | 4,080 | | 378 | 75 |
| OK | 38,355 | 38,580 | -0.6 | 0.9 | 11.4 | 5,649 | 8,468 | 6,877 | 8,701 | 8,620 | 40 | 893 | 63 |
| PA-SJ | 2,668 | 2,479 | 7.5 | 35.4 | 19.9 | 294 | 353 | 170 | 1,305 | 544 | | 80 | 73 |
| SC | 98,480 | 98,427 | 0.0 | 1.5 | 1.4 | 34,900 | 10,485 | 12,795 | 24,050 | 14,156 | 74 | 1,967 | 69 |
| TN | 78,678 | 77,786 | 2.4 | 0.5 | 8.1 | 21,523 | 7,520 | 10,440 | 19,842 | 20,228 | 24 | 1,801 | 62 |
| TX | 145,335 | 144,308 | 0.7 | 6.9 | 13.7 | 13,233 | 17,028 | 19,807 | 31,768 | 63,399 | 110 | 2,838 | 70 |
| UT-ID | 1,422 | 1,364 | 4.3 | 4.0 | 26.2 | 17 | 108 | 154 | 847 | 478 | | 81 | 68 |
| VA | 66,068 | 68,720 | 1.0 | -2.9 | 9.6 | 21,000 | 7,030 | 4,895 | 11,748 | 21,395 | | 1,238 | 84 |
| WN | 2,512 | 2,481 | 1.2 | 9.3 | 38.3 | 315 | 475 | 672 | 883 | 167 | | 87 | 78 |
| WY | 1,228 | 1,165 | 5.2 | 22.1* | 86.6* | 75 | 132 | 340 | 372 | 307 | | 38 | 58 |
| DK FLSHP[3] | 791 | 874 | -9.5* | 0.1* | 18.8* | 39 | 86 | 229 | 388 | 71 | | 40 | 66 |
| IA FLSHP[3] | 885 | 880 | -0.5 | 3.8* | 8.1* | 38 | 32 | 261 | 347 | 207 | | 51 | 62 |
| MT FLSHP[3] | 953 | 819 | 16.4* | 38.5* | 20.0* | 22 | 185 | 207 | 229 | 310 | | 42 | 58 |
| PR[4] | 696 | 741 | -5.9 | 26.9 | 92.8 | 48 | 63 | 215 | 71 | 301 | | 23 | 56 |

[1]Reported by Woman's Missionary Union, Birmingham, Alabama
[2]As percent of reporting churches
[3]Not a state convention but to be shown as part of SBC statistics
[4]The state convention or fellowship was not in existence, as such, for one or both of the years used to calculate this percent change. Churches existing in such earlier year(s) in the state or fellowship territory were grouped statistically and were used as the basis for computing percent change
*Churches of the Dakotas Southern Baptist Fellowship and the Montana Southern Baptist Fellowship previously reported through the Northern Plains Baptist Convention. See note on page 6



## Brotherhood Ongoing Enrollment by Organizations—1988

| Departments | 1988 Ongoing Enrollment | 1988 Percent of Total |
|---|---|---|
| Lads (Grades 1-3) | 78,648 | 15.0 |
| Crusaders (Grades 4-6) | 92,256 | 17.6 |
| Pioneers (Grades 7-9) | 48,364 | 9.2 |
| RA Director & Committee | 31,761 | 6.0 |
| H. S. Baptist Young Men | 23,634 | 4.5 |
| Baptist Young Men | 26,024 | 5.0 |
| Baptist Men | 196,574 | 37.3 |
| Brotherhood Director/General Officers | 28,250 | 5.4 |
| Total Brotherhood Ongoing Enrollment | 525,511 | 100 |

## Brotherhood Ongoing Enrollment by State Convention and by Organization—1988

| SBC and State Conventions | Total | Crusaders | Pioneers | RA Director and Committee | Baptist Men—Basic | Baptist Men—Prayer | Baptist Men—Mission Action | Baptist Men—Witness or Lay Renewal | Director/General Officers |
|---|---|---|---|---|---|---|---|---|---|
| SBC | 525,511 | 78,648 | 92,256 | 48,364 | 31,761 | 23,634 | 26,024 | 196,574 | 28,250 |
| AL | 53,245 | 6,112 | 7,822 | 5,281 | 2,965 | 2,800 | 2,721 | 22,631 | 1,152 |
| AK | 2,[illegible] | [illegible] | 23 | 48 | 35 | 18 | 20 | 186 | 151 |
| AZ | 11,[illegible] | 493 | 860 | 29 | 64 | 67 | 67 | 121 | 586 |
| AR | 12,[illegible] | 1,978 | 905 | 877 | 594 | 348 | 504 | 1,380 | 750 |
| CA | 1,[illegible] | 1,325 | 926 | 640 | 546 | 882 | 1,380 | 889 | 76 |
| CO | [illegible] | 275 | 329 | 101 | 111 | 56 | 103 | [illegible] | 47 |
| DC | [illegible] | 50 | 28 | [illegible] | 13 | 7 | [illegible] | [illegible] | 115 |
| FL | 27,[illegible] | 4,222 | 5,511 | [illegible] | 1,527 | 607 | 829 | 23,620 | 6,694 |
| GA | 57,[illegible] | 7,485 | 8,330 | [illegible] | 3,360 | 1,541 | 2,663 | 214 | 5,098 |
| HI | 7,[illegible] | 86 | 100 | [illegible] | 24 | 19 | 39 | 214 | 1,369 |
| IL | 2,[illegible] | 1,015 | 1,249 | [illegible] | 463 | 317 | 714 | 5,998 | 196 |
| IN | [illegible] | 348 | 438 | [illegible] | 167 | 56 | 44 | 153 | 78 |
| KS-NE | [illegible] | [illegible] | 632 | [illegible] | [illegible] | [illegible] | [illegible] | [illegible] | [illegible] |
| KY | 2,[illegible] | 466 | 511 | [illegible] | [illegible] | [illegible] | [illegible] | 26 | 115 |
| LA | 22,[illegible] | 3,444 | 3,330 | [illegible] | [illegible] | [illegible] | [illegible] | 6,694 | 151 |
| MD-DE | 16,[illegible] | 3,206 | 3,608 | [illegible] | [illegible] | [illegible] | [illegible] | 5,098 | 586 |
| MI | 3,[illegible] | 517 | 608 | [illegible] | [illegible] | [illegible] | [illegible] | 1,369 | 250 |
| MN-WI | 1,[illegible] | 60 | 146 | [illegible] | [illegible] | [illegible] | [illegible] | 196 | 76 |
| MS | 14,014 | 4,559 | 5,840 | [illegible] | [illegible] | [illegible] | [illegible] | 78 | 47 |
| MO | 15,623 | 2,668 | 169 | [illegible] | 806 | 829 | 888 | [illegible] | [illegible] |
| NV | [illegible] | [illegible] | 96 | [illegible] | 990 | 60 | 60 | [illegible] | 847 |
| N-ENG | [illegible] | [illegible] | 96 | [illegible] | 18 | 20 | 20 | [illegible] | 30 |
| NM | 1,085 | [illegible] | 633 | [illegible] | 48 | 52 | 52 | [illegible] | 27 |
| NY | [illegible] | [illegible] | 129 | [illegible] | 85 | 43 | 90 | [illegible] | 109 |
| [illegible] | [illegible] | [illegible] | [illegible] | [illegible] | [illegible] | [illegible] | [illegible] | [illegible] | [illegible]

## Distribution of Brotherhood Enrollment, 1988

### By Organization

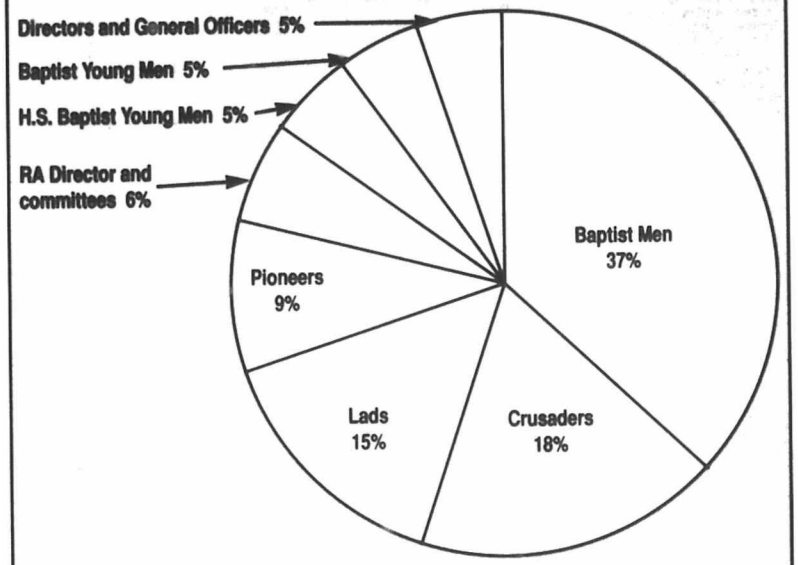


### By Church Membership Category

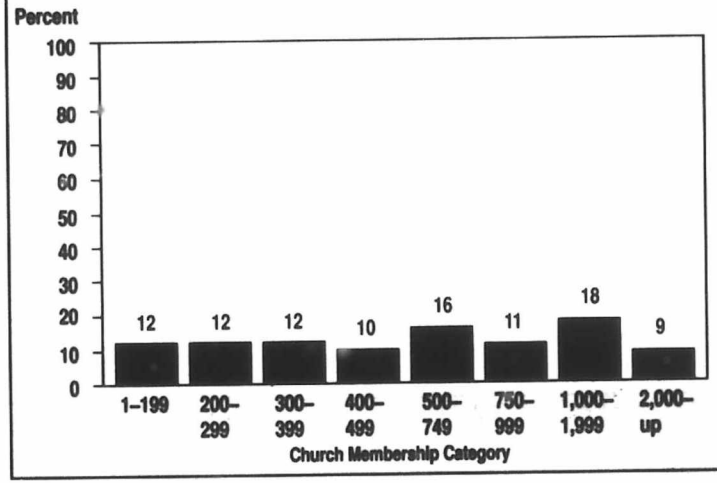




## Summary of Brotherhood Ongoing Enrollment by State Convention—1988

| SBC and State Conventions | 1988 | 1987 | 1986-1987 % Change | 1985-1986 % Change | 1983-1978 % Change | Total Ongoing Brotherhood Enrollment | Open Country and Village | Town (500-2,499 Pop.) | Small City (2,500-9,999 Pop.) | Medium City (10,000-49,999 Pop.) | Large City (50,000- or more Pop.) | Churches | Churches Reporting Ongoing Brotherhood Enrollment | Percent |
|---|---|---|---|---|---|---|---|---|---|---|---|---|---|---|
| SBC | 25,511 | [illegible] | [illegible] | [illegible] | [illegible] | [illegible] | [illegible] | [illegible] | 75,118 | 29,302 | 117,507 | 16,666 | [illegible] | 51 |
| AL | 53,241 | [illegible] | [illegible] | [illegible] | [illegible] | [illegible] | [illegible] | [illegible] | 8,297 | 2,800 | 9,523 | 670 | [illegible] | 55 |
| AK | 730 | [illegible] | [illegible] | [illegible] | [illegible] | [illegible] | [illegible] | [illegible] | 46 | 352 | 169 | 34 | [illegible] | 63 |
| AZ | 2,622 | [illegible] | [illegible] | [illegible] | [illegible] | [illegible] | [illegible] | [illegible] | 352 | 446 | 1,56 | 110 | [illegible] | 41 |
| AR | 11,094 | [illegible] | [illegible] | [illegible] | [illegible] | [illegible] | [illegible] | [illegible] | 2,819 | 3,226 | 1,57 | 452 | [illegible] | 36 |
| CA | 12,151 | [illegible] | [illegible] | [illegible] | [illegible] | [illegible] | [illegible] | [illegible] | 2,374 | 2,724 | 7,266 | 432 | [illegible] | 41 |
| CO | 1,776 | [illegible] | [illegible] | [illegible] | [illegible] | [illegible] | [illegible] | [illegible] | 279 | 588 | 64 | 88 | [illegible] | 46 |
| DC | 334 | [illegible] | [illegible] | [illegible] | [illegible] | [illegible] | [illegible] | [illegible] | [illegible] | [illegible] | 334 | 19 | [illegible] | 19 |
| FL | 27,445 | [illegible] | [illegible] | [illegible] | [illegible] | [illegible] | [illegible] | 3,726 | 7,771 | [illegible] | [illegible] | 959 | [illegible] | 57 |
| GA | 57,127 | [illegible] | [illegible] | [illegible] | [illegible] | [illegible] | [illegible] | 9,303 | 14,551 | [illegible] | [illegible] | 1,752 | [illegible] | 58 |
| HI | 509 | [illegible] | [illegible] | [illegible] | [illegible] | [illegible] | [illegible] | 185 | 186 | 75 | [illegible] | 51 | [illegible] | [illegible] |
| ID | 7,221 | [illegible] | [illegible] | [illegible] | [illegible] | [illegible] | [illegible] | 1,126 | 2,749 | 1,111 | 958 | 368 | [illegible] | [illegible] |
| IL | 2,259 | [illegible] | [illegible] | [illegible] | [illegible] | [illegible] | [illegible] | 95 | 683 | [illegible] | [illegible] | 139 | [illegible] | [illegible] |
| IN | [illegible] | [illegible] | [illegible] | [illegible] | [illegible] | [illegible] | [illegible] | 40 | 749 | 544 | [illegible] | 73 | [illegible] | 50 |
| IA | 2,267 | [illegible] | [illegible] | [illegible] | [illegible] | [illegible] | [illegible] | 171 | 4,925 | 2,397 | [illegible] | 810 | [illegible] | 42 |
| KS | 22,056 | [illegible] | [illegible] | [illegible] | [illegible] | [illegible] | [illegible] | 3,342 | 3,524 | 4,611 | [illegible] | 600 | [illegible] | 45 |
| KY | 16,765 | [illegible] | [illegible] | [illegible] | [illegible] | [illegible] | [illegible] | 1,696 | 1,994 | [illegible] | [illegible] | 143 | [illegible] | 52 |
| LA | 3,316 | [illegible] | [illegible] | [illegible] | [illegible] | [illegible] | [illegible] | 458 | 464 | 575 | [illegible] | 72 | [illegible] | 32 |
| ME | 1,320 | [illegible] | [illegible] | [illegible] | [illegible] | [illegible] | [illegible] | 77 | 64 | [illegible] | [illegible] | 37 | [illegible] | 42 |
| MD/DE | 524 | [illegible] | [illegible] | [illegible] | [illegible] | [illegible] | [illegible] | 6 | [illegible] | [illegible] | [illegible] | [illegible] | [illegible] | [illegible] |
| MA | 34,015 | [illegible] | [illegible] | [illegible] | [illegible] | [illegible] | [illegible] | 2,225 | 3,726 | 7,771 | 334 | 19 | [illegible] | 19 |
| MI | 15,535 | [illegible] | [illegible] | [illegible] | [illegible] | [illegible] | [illegible] | 6,246 | 9,303 | 14,551 | 1,607 | 959 | [illegible] | 57 |
| MO | 423 | [illegible] | [illegible] | [illegible] | [illegible] | [illegible] | [illegible] | 125 | 185 | 109 | 25 | 1,752 | [illegible] | 58 |
| NV | 570 | [illegible] | [illegible] | [illegible] | [illegible] | [illegible] | [illegible] | 1,011 | 1,126 | 2,749 | 1,111 | 51 | [illegible] | [illegible] |
| N-ENG | 3,069 | [illegible] | [illegible] | [illegible] | [illegible] | [illegible] | [illegible] | 24 | 95 | 683 | 958 | 368 | [illegible] | [illegible] |
| NM | 1,081 | [illegible] | [illegible] | [illegible] | [illegible] | [illegible] | [illegible] | 129 | 40 | 749 | 544 | 73 | [illegible] | 50 |
| NY | 1,236 | [illegible] | [illegible] | [illegible] | [illegible] | [illegible] | [illegible] | 8,860 | 171 | 4,925 | 2,397 | 810 | [illegible] | 42 |
| NC | 52,366 | [illegible] | [illegible] | [illegible] | [illegible] | [illegible] | [illegible] | 4,441 | 3,342 | 3,524 | 4,611 | 600 | [illegible] | 45 |
| NW | 1,930 | [illegible] | [illegible] | [illegible] | [illegible] | [illegible] | [illegible] | 346 | 1,696 | 1,994 | [illegible] | 143 | [illegible] | 52 |
| OH | 4,988 | [illegible] | [illegible] | [illegible] | [illegible] | [illegible] | [illegible] | 26 | 458 | 464 | 575 | 72 | [illegible] | 32 |
| OK | 6,172 | [illegible] | [illegible] | [illegible] | [illegible] | [illegible] | [illegible] | 6 | 77 | 64 | [illegible] | 37 | [illegible] | 42 |
| PA-SJ | 1,079 | [illegible] | [illegible] | [illegible] | [illegible] | [illegible] | [illegible] | [illegible] | 6 | [illegible] | [illegible] | [illegible] | [illegible] | [illegible] |
| SC | 42,200 | [illegible] | [illegible] | [illegible] | [illegible] | [illegible] | [illegible] | 14,885 | 4,294 | 8,655 | 1,857 | [illegible] | [illegible] | 58 |
| TN | 30,440 | [illegible] | [illegible] | [illegible] | [illegible] | [illegible] | [illegible] | 3,940 | 3,066 | 3,1 | 2,467 | 794 | [illegible] | 63 |
| TX | 55,605 | [illegible] | [illegible] | [illegible] | [illegible] | [illegible] | [illegible] | 31 | 16 | [illegible] | 25 | 31 | [illegible] | 44 |
| UT-ID | 507 | [illegible] | [illegible] | [illegible] | [illegible] | [illegible] | [illegible] | [illegible] | [illegible] | [illegible] | 157 | 31 | [illegible] | 30 |
| VA | 18,845 | [illegible] | [illegible] | [illegible] | [illegible] | [illegible] | [illegible] | 237 | 32 | [illegible] | 172 | 34 | [illegible] | 52 |
| WV | 825 | [illegible] | [illegible] | [illegible] | [illegible] | [illegible] | [illegible] | 66 | 78 | [illegible] | 46 | 51 | [illegible] | 31 |
| WY | 341 | [illegible] | [illegible] | [illegible] | [illegible] | [illegible] | [illegible] | [illegible] | [illegible] | [illegible] | [illegible] | [illegible] | [illegible] | [illegible] |
| CK | 295 | [illegible] | [illegible] | [illegible] | [illegible] | [illegible] | [illegible] | 8,830 | 6,710 | 8,655 | 1,150 | 1,098 | [illegible] | 61 |
| LA | 341 | [illegible] | [illegible] | [illegible] | [illegible] | [illegible] | [illegible] | 88 | 38 | 240 | 532 | 113 | [illegible] | 38 |
| MT | 300 | [illegible] | [illegible] | [illegible] | [illegible] | [illegible] | [illegible] | 402 | 364 | 449 | [illegible] | 257 | [illegible] | 50 |
| PR | 293 | [illegible] | [illegible] | [illegible] | [illegible] | [illegible] | [illegible] | 2,188 | 2,945 | 3,294 | 3,490 | 641 | [illegible] | 45 |
| | | | | | | | | 1,130 | 10 | 30 | 237 | 38 | [illegible] | 51 |
| | | | | | | | | 6,832 | 5,517 | 4,076 | 5,445 | 1,114 | [illegible] | 75 |
| | | | | | | | | 142 | 4,[illegible] | 2,866 | 1,106 | 142 | [illegible] | 42 |
| | | | | | | | | 5,805 | 40,[illegible] | 8,095 | 23,056 | 232 | [illegible] | 53 |
| | | | | | | | | 16 | [illegible] | [illegible] | 151 | 28 | [illegible] | 32 |
| | | | | | | | | 5,532 | [illegible] | 4,[illegible] | 6,081 | 734 | [illegible] | 49 |
| | | | | | | | | 54 | 40 | [illegible] | [illegible] | 34 | [illegible] | 53 |
| | | | | | | | | 29 | 17 | [illegible] | 150 | 21 | [illegible] | 33 |
| | | | | | | | | [illegible] | 20 | 37 | [illegible] | 21 | [illegible] | [illegible] |
| | | | | | | | | 13 | 8 | 50 | [illegible] | 20 | [illegible] | 34 |
| | | | | | | | | 5 | 70 | 33 | [illegible] | 24 | [illegible] | 33 |
| | | | | | | | | 29 | 34 | 36 | [illegible] | 15 | [illegible] | 37 |

*As percent of reporting churches.
†Not a state convention but is be shown as part of SBC statistics.
‡Churches of the Outpoles Southern Baptist Fellowship and the Montana Southern Baptist Fellowship previously reported through the Southern Plains Baptist Convention. See note on page 6.

## Per Capita Mission Expenditures by State Convention, 1988

SBC=$46.54

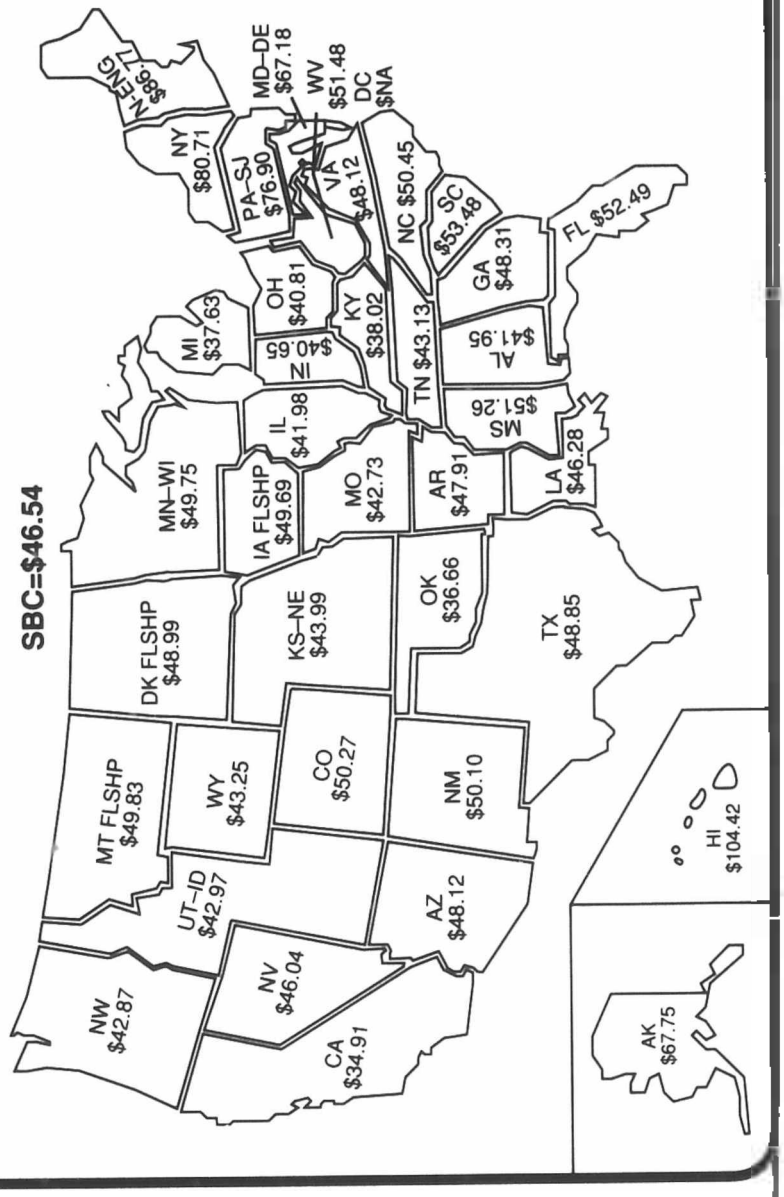




## Per Capita Tithes, Offerings, and Gifts

### Per Capita Total Gifts by Size of Church Membership, 1987, 1988

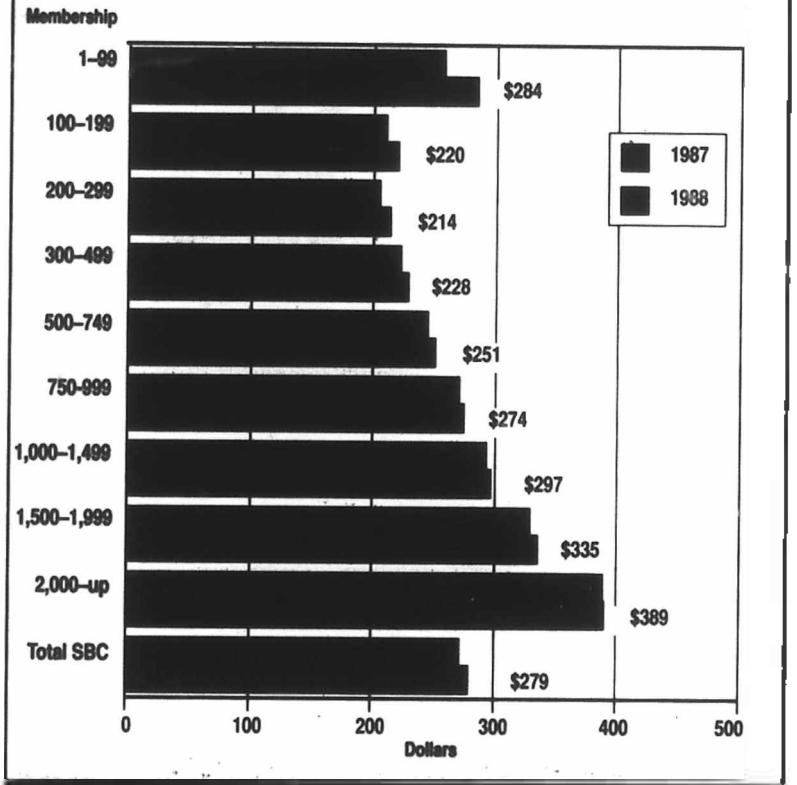


### Percent Distribution of Total Gifts by Size of Church Membership, 1988



## Total Tithes, Offerings and Special Gifts, and Mission Expenditures by State Convention—1988-1987, 1986-1983, 1968-1978

| SBC and State Conventions | Total Tithes, Offerings, and Special Gifts 1988 | 1987 | Percent Change | Per Capita | 1988-1987 % Change | 1988-1978 % Change | Total Mission Expenditures 1988 | 1987 | Percent Change | Per Capita | 1988-1987 % Change | 1988-1978 % Change |
|---|---|---|---|---|---|---|---|---|---|---|---|---|
| SB | $4,129,258,500 | $4,000,914,325 | 3.0 | $278.86 | 3.05 | 120.9 | $693,599,220 | $653,457,041 | 3.9 | $46.54 | 30.3 | 117.8 |
| AL | [illegible] | [illegible] | 3.7 | 276.63 | 3.1 | [illegible] | 43,478,088 | 41,[illegible] | 3.8 | [illegible] | [illegible] | 112.3 |
| AK | [illegible] | 5,561,760 | 4.0 | 332.45 | 3.5 | [illegible] | 1,295,072 | 1,[illegible] | 8.3 | [illegible] | [illegible] | 107.1 |
| AZ | [illegible] | 32,025,270 | 2.3 | 271.63 | 2.2 | [illegible] | 6,008,120 | 5,[illegible] | 10.6 | [illegible] | [illegible] | 206.1 |
| AR | [illegible] | 123,96[illegible] | 2.5 | 262.88 | 2.6 | [illegible] | 23,185,615 | 22,[illegible] | 4.6 | [illegible] | [illegible] | 76.0 |
| CA | [illegible] | 94,228,555 | 6.5 | 258.57 | 4.19 | [illegible] | 13,833,000 | 12,[illegible] | 11.5 | [illegible] | [illegible] | 142.1 |
| CO | [illegible] | 16,236,765 | 6.2 | 284.28 | 3.2 | [illegible] | 3,240,69[illegible] | 3,[illegible] | 5.9 | [illegible] | [illegible] | 70.1 |
| 45-NE | [illegible] | [illegible] | 2.1 | 287.81 | 2.37 | 129.1 | 3,525,653 | [illegible] | -7.3 | [illegible] | 20.3 | 191.1 |
| KY | [illegible] | [illegible] | 5.0 | 216.59 | 1.87 | 100.9 | 28,172,869 | [illegible] | 5.5 | [illegible] | 29.4 | 286.7 |
| LA | [illegible] | 155,4[illegible]015 | 1.8 | 273.38 | 1.15 | 65.9 | 26,798,276 | 26,130,[illegible] | 2.5 | [illegible] | 42.7 | 567.7 |
| MD DC | [illegible] | 30,[illegible]826 | 5.2 | 308.70 | 2.84 | 113 | 4,600,49 | 4,051,[illegible] | 6.9 | [illegible] | 52.4 | 424.8 |
| MA-MI | 11,377,045 | 10,[illegible]050 | 5.4 | 228.88 | 4.11 | 97.1 | 1,870,476 | 1,862,114 | -11 | [illegible] | 26.3 | 82.1 |
| MI-WI | 4,011,866 | 3,[illegible]185 | 0.4 | 305.28 | 5.23 | 72.1 | 654,067 | 675,810 | -3.2 | [illegible] | 33.9 | 45.0 |
| MS | [illegible] | 232,715 | 0.2 | 270 | 0.6 | 27.4 | 34,030,24 | 33,306,789 | 2.0 | 51.[illegible] | 2.1 | 27.4 |
| MO | [illegible] | 1,018,04[illegible] | 2.0 | 270 | 0.2 | 27.4 | 26,651,711 | 25,984,424 | 2.6 | [illegible] | 2.6 | 47.1 |
| NV | 357,735 | 877,006 | 2.9 | 270 | 2.7 | 27.4 | 1,003,700 | 924,333 | 8.6 | [illegible] | 8.6 | 26.0 |
| NE-NG | 240,220 | 694,215 | 8.8 | 270 | 5.73 | 19.1 | 1,487,729 | 1,288,253 | 16.0 | [illegible] | 16.0 | 41.7 |
| NH | 541,560 | 416,720 | -0.4 | 275 | 19.1 | 27.5 | 5,868,721 | 5,042,862 | 16.7 | [illegible] | 16.7 | 47.3 |
| NJ | 653,250 | 628,635 | -1.8 | 284 | 4.4 | 28.4 | 1,758,029 | 1,766,562 | 10.0 | [illegible] | 10.0 | 50.1 |
| NC | 572,145 | 332,[illegible] | 4.7 | 146 | 72.2 | 14.6 | 58,[illegible] | 58,[illegible] | 4.8 | 50.45 | 4.8 | 80.0 |
| NW | 856,870 | 18,[illegible] | 8.9 | 240 | 25.3 | 24.0 | 3,[illegible] | 3,[illegible] | -12.1 | 42.57 | -12.1 | 4.3 |
| OH | 258,706 | 34,948 | 8.8 | 141 | 4.12 | 14.1 | 6,[illegible] | 5,777,[illegible] | 4.3 | 49.81 | 4.3 | 10.9 |
| OK | 465,500 | 170,424 | 0.0 | 119 | 5.6 | 11.9 | 27,[illegible] | 27,[illegible] | 1.7 | 36.86 | 1.7 | 16.6 |
| PA-SJ | 630,200 | 7,398 | 3.2 | 496 | 9.9 | 49.6 | 1,[illegible] | 1,[illegible] | -3.4 | 78.00 | -3.4 | 57.7 |
| SC | 803,205 | 314,182 | 3.8 | 345 | 16.5 | 34.5 | 37,[illegible] | 37,[illegible] | 8.5 | 54.46 | 8.5 | 52.0 |
| TN | 705,155 | 308,200 | 8.1 | 311.0 | 11.0 | 31.1 | 48,303,097 | 45,511,078 | 4.0 | 67.98 | 4.0 | 9.8 |
| TX | 704,520 | 689,715 | -0.4 | 283 | 2.1 | 28.3 | 121,194,554 | 121,[illegible] | -1.1 | 49.42 | -1.1 | 9.8 |
| UT-ID | 895,205 | 843,026 | 1.3 | 220 | 6.1 | 22.0 | 774,181 | 805,[illegible] | -3.9 | 42.47 | -3.9 | 4.7 |
| VA | 169,300 | 749,335 | 5.2 | 494 | 9.8 | 49.4 | 28,908,592 | 27,782,723 | 4.1 | 41.17 | 4.1 | 5.3 |
| WV | 734,560 | 594,850 | 2.1 | 258 | 17.2 | 25.8 | 1,486,[illegible] | 1,354,194 | 27.1 | 51.[illegible] | 27.1 | 5.3 |
| WY | 192,180 | 166,910 | 0.8 | 243 | 14.3 | 24.3 | 582,085 | 519,818 | 8.2 | 42.[illegible] | 8.2 | 5.2 |
| DK FLSNP* | 278,[illegible] | 288,526 | -9.5 | 270.63 | 4.1 | 98.6 | [illegible] | 375,[illegible] | 9.4 | 49.39 | 9.4 | 20.6 |
| AK FLSNP | 270,[illegible] | 258,885 | -2.4 | 292.88 | 10.6 | 45.6 | [illegible] | 520,862 | 5.5 | 49.88 | 5.5 | 4.3 |
| NT FLSNP* | [illegible] | 692,580 | 6.1 | 302.67 | 26.3 | 10.0 | [illegible] | 434,715 | 12.1 | 49.60 | 12.1 | 11.0 |
| PR | 688,[illegible] | 611,545 | -9.5 | 261.86 | 52.3 | 24.6 | [illegible] | 217,277 | [illegible] | 38.9 | [illegible] | 98 |

The totals and percent change for the Southern Baptist Convention of 1988 figures were by the DC [illegible] See text on page 9



## Home and Foreign Missionaries, 1988



3,827 Home Missionaries

3,867 Foreign Missionaries

## 1988 Revenues* Home and Foreign Mission Boards




*Including such items as interest on church loans and bonds

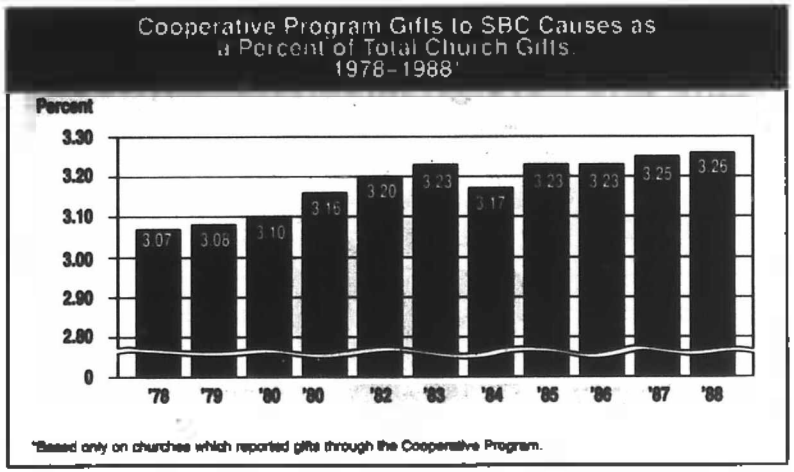


## Property and Asset Values Reported by State Convention—1988

| SBC and State Convention | Value of State Baptist Office Building | Gross Value of All Fixed Assets Owned by State Convention[1] | Endowment, Trust, or Foundation Funds |
|---|---|---|---|
| SBC | 65,997,058 | 2,622,203,751 | 1,148,716,185 |
| AL | 3,500,000 | 100,651,000 | 66,280,000 |
| AK | 198,481 | 362,856 | 200 |
| AZ | 1,242,000 | 26,631,798 | 3,724,581 |
| AR | 1,910,310 | 4,930,464 | ..... |
| CA | 2,133,000 | 11,540,910 | 20,702,773 |
| CO | 2,500,000 | 4,500,000 | ..... |
| DC | 1,512,000 | 6,884,000 | 4,322,000 |
| FL | 1,991,418 | 67,436,727 | 28,032,641 |
| GA | 6,842,134 | 161,798,281 | 91,643,219 |
| HI | 1,500,000 | 2,148,433 | 145,788 |
| IL | 2,331,412 | 6,954,166 | 579,482 |
| IN | 319,654 | 1,491,036 | 126,077 |
| KS–NE | 662,727 | 2,405,552 | ..... |
| KY | 2,239,518 | 216,245,129 | 64,934,972 |
| LA | 2,405,588 | 10,190,792 | 32,240,112 |
| MD–DE | 496,000 | 1,931,700 | 1,584,000 |
| MI | 328,152 | 1,018,425 | 401,944 |
| MN–WI | 300,000 | 350,000 | 188,000 |
| MS | 1,619,619 | 17,344,640 | ..... |
| MO | 1,871,469 | 58,358,280 | 58,876,469 |
| NV | 370,000 | 872,403 | 2,510 |
| N–ENG | 500,000 | 600,000 | 212,000 |
| NM | 1,000,000 | 4,500,255 | 5,238,430 |
| NY | 433,812 | 567,697 | 86,066 |
| NC | 2,958,410 | 328,687,813 | 67,845,208 |
| NW | 447,051 | 633,684 | 3,943,160 |
| OH | 626,018 | 1,674,306 | 318,535 |
| OK | 1,630,467 | 77,529,808 | 73,052,010 |
| PA–SJ | 345,000 | 445,000 | ..... |
| SC | 2,345,796 | 257,393,902 | 105,096,802 |
| TN | 3,415,077 | 299,572,323 | 66,423,155 |
| TX | 11,300,000 | 935,183,703 | 449,100,825 |
| UT–ID | 353,853 | 402,049 | 120,991 |
| VA | 3,809,584 | 11,891,525 | 3,424,235 |
| WV | 92,500 | 368,630 | ..... |
| WY | 189,884 | 314,586 | ..... |
| DK FLSHP[2] | ..... | 25,000 | 5,000 |
| IA FLSHP[2] | 216,124 | 71,878 | 10,000 |
| MT FLSHP[2,3] | 60,000 | 485,000 | 55,000 |

[1]Including state Baptist office building and all state institutions or ministries owned by the convention
[2]Not a state convention but is shown as part of SBC statistics
[3]Churches of the Dakotas Southern Baptist Fellowship and the Montana Southern Baptist Fellowship previously reported through the Northern Plains Baptist convention. See page 6



## Receipt and Distribution of Mission and Benevolence Funds by State Convention—1988

| SBC and State Convention | Cooperative Program (Undesignated)[1] | Southern Baptist Causes[2] | Designated State Causes[3] | Designated Non-Baptist Causes[4] | State Missions[5] | Appropriation for Minister's Retirement[6] | Gifts for Children's Homes[7] | Gifts for Retirement Facilities[8] | Gifts for State Baptist Schools[9] | State Baptist Hospitals[10] | Cooperative Program Sent Through Executive Committee[11] |
|---|---|---|---|---|---|---|---|---|---|---|---|
| SBC | $144,517,866 | [illegible] | [illegible] | $1,304,800 | $50,477,977 | $574,276 | $23,761,383 | $4,388,580 | [illegible] | $4,738,679 | $104,797,542 |
| AL | 23,631,616 | [illegible] | [illegible] | 109,065 | 7,813,632 | 322 | 1,135,059 | 87,294 | 5,488,259 | 126 | 10,350 |
| AK | 450,882 | 36,173 | 50,819 | | | 800 | | | | | 1,203 |
| AZ | 724,446 | 257,819 | 38,173 | | 3,023,617 | 1,217 | 184,[illegible] | | 641,[illegible] | | 613,[illegible] |
| AR | 2,815,[illegible] | 647,541 | 257,819 | 1,56 | 7,458,624 | 1,432 | 653,[illegible] | | 2,641,[illegible] | | 5,[illegible] |
| CA | 527,338 | 449,706 | 647,541 | | 7,176,794 | 1,748 | | | 1,152 | | 1,[illegible] |
| CO | 80,000 | 70,000 | 449,706 | | 980,000 | | | | | | 90 |
| DC | | | 70,000 | | | 7,820 | | 4,252 | | | 1,[illegible] |
| FL | 22,[illegible] | 78,973 | | 28,858 | 7,[illegible] | 082,534 | 447,[illegible] | 363,598 | 775,[illegible] | 3,[illegible] | 4,390,[illegible] |
| GA | 28,[illegible] | 8,573,[illegible] | | 82,420 | 6,[illegible] | 125,852 | 050,[illegible] | 466,952 | 1,177,[illegible] | 438,755 | 4,[illegible] |
| HI | | 9,771,[illegible] | | 5,000 | | 24,194 | 548,[illegible] | | 60,[illegible] | | 1,[illegible] |
| IL | 4,[illegible] | 164,[illegible] | | 347 | 4,[illegible] | 59,[illegible] | 881,000 | | | | [illegible] |
| IN | 1,[illegible] | 1,216,[illegible] | | 1,250 | | 54,643 | | | | | |
| KS–NE | | 364,[illegible] | | | | 527 | | | | | |
| KY | 825,252 | [illegible] | 69,811 | | 2,259,455 | 63 | 785,140 | | 28,[illegible] | 28,[illegible] | 5,[illegible] |
| LA | 353,051 | 4,[illegible] | 465,823 | 12,[illegible] | 5,719,316 | 700 | 526,199 | 12,003 | | | 5,[illegible] |
| MD–DE | 386,393 | 3,[illegible] | 980,710 | 112,465 | 7,250,229 | [illegible] | | 50,000 | | | 1,[illegible] |
| MI | 847,772 | | 30,000 | | 2,[illegible] | 60,[illegible] | | | | | [illegible] |
| MN–WI | 867,336 | | 97,803 | | 2,[illegible] | 16,[illegible] | | | | | 919 |
| MS | 254,210 | 247 | 57,[illegible] | | 81,[illegible] | | | | | | |
| MO | 5,134,[illegible] | 5,165,[illegible] | [illegible] | 549 | 9,248,[illegible] | 578,927 | 924,417 | 1,510 | 3,865,726 | | 8,600,989 |
| NV | 1,084,[illegible] | 3,661,[illegible] | [illegible] | 725 | 7,210,[illegible] | 630,240 | 410,778 | 327,365 | 1,010,192 | | 5,022,416 |
| N–ENG | 377,[illegible] | 63,[illegible] | 1,[illegible] | | 1,[illegible] | 18,[illegible] | | | | | 86,[illegible] |
| NM | 370,[illegible] | 10,[illegible] | 1,[illegible] | 535 | 2,[illegible] | 19,347 | 822,077 | | | | 10,545 |
| NY | 376,[illegible] | 229,[illegible] | 27,[illegible] | | 1,[illegible] | 75,002 | | | | | 121,621 |
| NC | 26,405,392 | 2,649,274 | 842,[illegible] | 606,628 | 27 | 28,860 | 1,161,041 | 720,507 | 5,892 | | 8,[illegible] |
| NW | 1,[illegible] | 200,109 | | | 7,775,887 | 399,272 | | | | | 71,[illegible] |
| OH | 2,[illegible] | 752,664 | 105,000 | | 2,545,[illegible] | 75,399 | | | | 96,560 | [illegible] |
| OK | 6,[illegible] | 3,572,124 | 130,573 | 80,961 | 2,[illegible] | 65,559 | 4,256,75 | 119,089 | 18,[illegible] | | 1,[illegible] |
| PA–SJ | | 168,275 | 15,816 | | 1,948,76 | 14,114 | | | 1,415 | | 4,[illegible] |
| SC | 20,341,43 | 7,[illegible] | 34,000 | 2,065 | 5,[illegible] | 18,777 | | | | | [illegible] |
| TN | 22,716,844 | 7,[illegible] | 810,842 | 105,960 | 5,[illegible] | 810,[illegible] | 865,955 | 1,[illegible] | 4,[illegible] | 7,851,916 |
| TX | 57,507,012 | 9,[illegible] | 515,[illegible] | 1,97 | 5,[illegible] | 560,[illegible] | 1,[illegible] | 186,[illegible] | 4,[illegible] | 8,631,449 |
| UT–ID | 258,833 | 469 | 043,907 | | 1,[illegible] | 70,[illegible] | 910,411 | 564,[illegible] | 1,[illegible] | 8,188,543 |
| VA | 15,088,10 | 6,[illegible] | 354,620 | 12,200 | 5,[illegible] | 46,[illegible] | | | | 62,352 |
| WV | 524,19 | 849 | 32,558 | | 1,[illegible] | 5,[illegible] | 546,692 | 779,764 | 2,189,979 | 45,029 | 5,979,[illegible] |
| WY | | | | | 305 | 20,[illegible] | | | | | 133,000 |
| DK FLSHP[12] | 245,163 | 58,806 | 18,640 | 3,827 | 978,321 | 10,200 | | | | | 524 |
| IA FLSHP[12] | 122,268 | 33,806 | 9,347 | | 100,000 | 27,000 | | | | | 165 |
| MT FLSHP[12,13] | 220,135 | 61,379 | 18,130 | | 166,149 | 20,000 | | | | | 1,[illegible] |
| | 154,622 | 43,137 | 11,682 | | 119,000 | 20,234 | | | | | 1,340 |
| | | 98,907 | | | | | | | | | 31 |

[illegible] for fiscal year [illegible] September 30

[illegible] See note page 1

## Distribution of Cooperative Program Receipts in Accordance with Instructions of the SBC
### Year ended September 30, 1988

| Distribution for Operating and Capital Needs: | Operating Expenses | Capital Needs | 1988 Total | 1988 Percent | 1987 Total | 1987 Percent |
|---|---|---|---|---|---|---|
| Foreign Mission Board | $ 66,000,000 | ..... | $ 66,000,000 | 48.97% | $ 63,532,700 | 48.74% |
| Home Mission Board | 25,799,300 | ..... | 25,799,300 | 19.14 | 24,960,600 | 19.15 |
| Annuity Board | 1,030,700 | ..... | 1,030,700 | 0.76 | 999,200 | 0.77 |
| Southern Seminary | 5,782,225 | 309,129 | 6,091,354 | 4.52 | 5,658,183 | 4.34 |
| Southwestern Seminary | 7,855,949 | 32,084 | 7,888,033 | 5.85 | 7,593,501 | 5.83 |
| New Orleans Seminary | 4,381,671 | 57,714 | 4,439,385 | 3.29 | 4,290,916 | 3.29 |
| Golden Gate Seminary | 2,528,946 | 291,839 | 2,820,785 | 2.09 | 2,539,670 | 1.95 |
| Southeastern Seminary | 3,983,718 | 291,839 | 4,275,557 | 3.17 | 4,026,611 | 3.09 |
| Midwestern Seminary | 2,283,591 | 32,084 | 2,315,675 | 1.72 | 2,197,073 | 1.69 |
| Radio and Television Commission | 5,401,600 | ..... | 5,401,600 | 4.01 | 5,237,600 | 4.02 |
| American Seminary Commission | 252,200 | ..... | 252,200 | 0.19 | 244,500 | 0.19 |
| Brotherhood Commission | 951,100 | ..... | 951,100 | 0.71 | 924,000 | 0.71 |
| Committee on Public Affairs | 448,400 | ..... | 448,400 | 0.33 | 435,700 | 0.33 |
| Southern Baptist Foundation | 283,800 | 77,084 | 360,884 | 0.27 | 420,123 | 0.32 |
| Education Commission | 475,800 | 96,456 | 572,256 | 0.42 | 642,078 | 0.49 |
| Historical Commission | 453,000 | 308,741 | 761,741 | 0.56 | 1,010,491 | 0.77 |
| Christian Life Commission | 795,100 | 269,996 | 1,065,096 | 0.79 | 1,278,979 | 0.98 |
| Convention Operating Budget | 2,849,000 | 771,650 | 3,620,650 | 2.69 | 3,424,630 | 2.63 |
| Stewardship Commission | 443,900 | 212,285 | 656,185 | 0.49 | 829,012 | 0.63 |
| Peace Committee | 36,641 | ..... | 36,641 | 0.03 | 99,617 | 0.08 |
| **Totals** | $132,036,641 | $2,750,901 | $134,787,542 | 100.00% | $130,345,184 | 100.00% |



## Executive Committee of the Southern Baptist Convention
### Distributable Funds
### Year Ended September 30, 1988

| | Cooperative Program | Designated | Total |
|---|---|---|---|
| Specials | $ 497,311 | $ 188,907 | $ 697,218 |
| AL | 10,211,950 | 8,256,114 | 18,468,064 |
| AK | 144,863 | 133,281 | 278,144 |
| AZ | 762,613 | 607,313 | 1,369,926 |
| AR | 5,066,633 | 385,622 | 5,452,255 |
| CA | 1,556,585 | 2,294,870 | 3,851,455 |
| CO | 329,801 | 450,695 | 780,496 |
| DC | 107,882 | 108,329 | 216,211 |
| FL | 11,117,360 | 6,578,217 | 17,695,577 |
| GA | 14,204,224 | 9,771,148 | 23,975,372 |
| HI | 192,738 | 133,945 | 326,683 |
| IL | 1,925,238 | 1,216,332 | 3,142,068 |
| IN | 471,556 | 384,044 | 855,600 |
| KS-NE | 482,118 | 510,138 | 992,256 |
| KY | 6,039,948 | 4,080,105 | 10,120,054 |
| LA | 5,224,538 | 3,686,100 | 8,910,638 |
| MD-DE | 1,116,839 | 655,792 | 1,972,431 |
| MI | 246,036 | 240,256 | 486,292 |
| MN-WI | 63,919 | 88,247 | 152,166 |
| MS | 600,909 | 1,165,566 | 1,766,475 |
| MO | 5,032,416 | 3,661,217 | 8,693,633 |
| NV | 86,525 | 63,165 | 149,690 |
| N-ENG | 81,834 | 217,544 | 299,378 |
| NM | 713,545 | 730,244 | 1,443,789 |
| NY | 12,121,021 | 232,375 | 12,353,396 |
| NC | 9,524,701 | 649,274 | 10,173,975 |
| NP* | 13,235 | 20,709 | 33,944 |
| NW | 453,816 | 360,132 | 813,948 |
| OH | 1,227,927 | 752,654 | 1,980,581 |
| OK | 6,880,077 | 3,572,124 | 10,452,201 |
| PA-SJ | 1,552,350 | 321,625 | 1,873,975 |
| SC | 7,851,916 | 7,625,535 | 15,477,451 |
| TN | 8,631,445 | 7,672,656 | 16,304,101 |
| TX | 21,166,545 | 17,494,964 | 38,661,509 |
| UT-ID | 652,852 | 504,569 | 1,157,421 |
| VA | 5,979,248 | 6,007,988 | 11,987,236 |
| WV | 1,133,860 | 137,649 | 1,271,509 |
| WY | 555,524 | 68,956 | 624,480 |
| DK FLSHP** | 12,667 | 33,808 | 46,475 |
| IA FLSHP* | 29,971 | 31,379 | 61,350 |
| MT FLSHP** | 14,475 | 49,637 | 64,112 |
| PR | 13,340 | 13,137 | 26,477 |
| **Totals** | $134,787,542 | $110,188,268 | $244,975,810 |

*Not a state convention but to be shown as part of SBC statistics.
**During the year of transition, some funds were sent through Northern Plains Convention and some through the Dakotas and Montana Fellowships.
*Churches of the Dakotas Southern Baptist Fellowship and the Montana Southern Baptist Fellowship previously reported through the Northern Plains Baptist Convention. See note on page 6

## Distribution

| | Percent of Total | Total |
|---|---|---|
| SBC Budget Fund | 48.[illegible] | $ 3,628,825 |
| Foreign Mission Board | 38.63 | 143,637,667 |
| Home Mission Board | 23.75 | 88,171,945 |
| Annuity Board | 0.42 | 1,033,529 |
| Southern Seminary | 2.49 | 9,097,566 |
| Southwestern Seminary | 3.23 | 12,902,301 |
| New Orleans Seminary | 1.81 | 6,444,456 |
| Golden Gate Seminary | 1.15 | 4,623,872 |
| Southeastern Seminary | 0.95 | 3,282,526 |
| Midwestern Seminary | 0.10 | 413,086 |
| Radio and Television Commission | 2.10 | 7,852,855 |
| American Seminary Commission | 0.18 | 955,280 |
| Brotherhood Commission | 0.39 | 1,450,046 |
| Committee on Public Affairs | 0.15 | 561,485 |
| Southern Baptist Foundation | 0.23 | 573,194 |
| Education Commission | 0.31 | 1,762,629 |
| Historical Commission | 0.44 | 1,066,442 |
| Christian Life Commission | 0.27 | 657,099 |
| Stewardship Commission | 0.02 | 36,641 |
| Peace Committee | 0.02 | 54,622 |
| American Bible Society | 0.02 | 51,279 |
| Miscellaneous | | |
| Total | 100.00% | $241,346,984 |

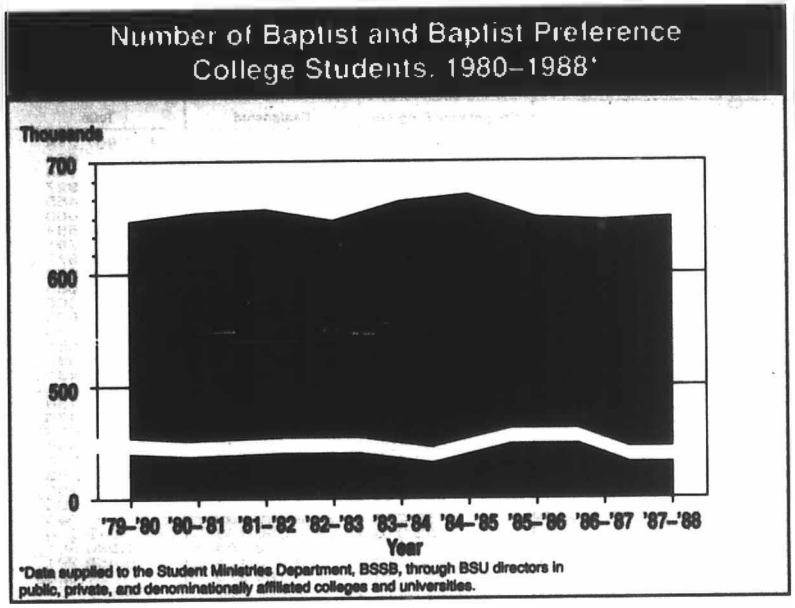


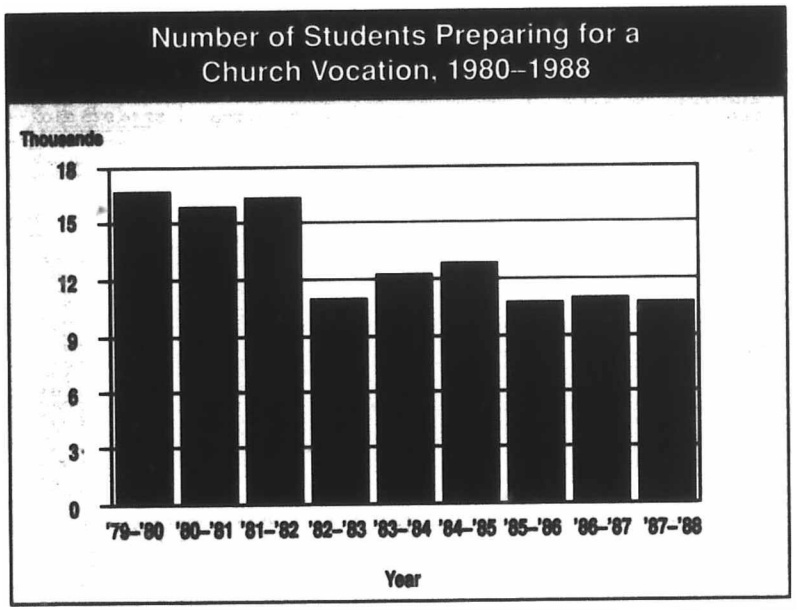




## Baptist Student Ministries—1988-1989[1]

| Areas of Work | No. Baptist and Baptist Preference Students | Number Students Involved in Campus Programs | Number Campuses with Student Ministries | Number Campuses with Student Work Professionals | Number Students Preparing for Church Vocation | Number Full-time Directors | Number Part-time Directors | Number Volunteer Directors |
|---|---|---|---|---|---|---|---|---|
| SBC | 819,181 | 156,931 | 1,004 | 723 | 10,726 | 517 | 219 | 246 |
| AK | 40,531 | 8,783 | 39 | 12 | 524 | 28 | | |
| AZ | 65 | 30 | 5 | 8 | 2 | 1 | | |
| AR | 1,684 | 245 | 5 | 12 | 8 | 3 | | |
| CO | 18,000 | 3,508 | 27 | 5 | 435 | 27 | 0 | 5 |
| CT | 920 | 1,844 | 36 | 1 | | 2 | | |
| DC | 683 | 525 | 13 | 3*** | 41 | 9 | | |
| DE | 4,300 | 200 | | 14 | 4 | 1 | 34 | |
| FL | 12,597 | 1,859 | 46 | 19 | 230 | 11 | 17 | |
| GA | 51,533 | 16,191 | 59 | | 405 | 25 | | |
| HI | 75 | 210 | | 2 | 1 | 5 | | |
| IL | 6,800 | 841 | 32 | 61 | 41 | 11 | | 13 |
| IN | 1,000 | | 15 | 19*** | 5 | 7 | | |
| KS-NE | 500 | 850 | 13 | 26 | 20 | 12 | | |
| KY | 43,241 | 20,794 | 45 | 3 | 1,473 | 13 | | |
| LO-OE | 31,500 | 8,501 | 32 | 1 | 210 | 18 | | |
| MI | 6,500 | 425 | 18 | 25 | 11 | 8 | | 2 |
| MN-WI | 7,800* | 479* | 16 | 41*** | 2* | 3* | | |
| MS | 1,550 | 175 | 11 | 20 | 6 | 7 | 2 | |
| MO | 30,655 | 5,226 | 38 | 7 | 307 | 24 | 5 | 10 |
| NV | 28,667 | 13,630 | 49 | 14*** | 322 | 22 | 15 | 28 |
| NJ-ENG | 90 | 32 | | 3*** | 4 | | | |
| NM | 2,000 | 520 | 10 | 37** | 20 | 5 | 2 | |
| NY | 2,000 | 675 | 10 | 14*** | 11 | 5 | | |
| NC | 1,251 | 682 | 21 | 137*** | 34 | 7 | | |
| ND | 62,500 | 3,800 | 43 | 29 | 356 | 17 | 13 | |
| OH | 296 | 1,087 | 23 | 15*** | 22 | 19 | 34 | |
| OK | 3,494* | 25,500 | 25* | | 23* | 7* | 17* | |
| PA-SJ | 25,500 | 14,621 | 37 | 7*** | 547 | 52 | | |
| SC | 65 | 125 | | 71*** | 4 | 4 | | |
| SD | 35,000 | 5,695 | 29 | 34*** | 297 | 17 | | |
| TN | 27,270 | 4,500 | 37 | 6 | 608 | 22 | 21 | 2 |
| TX | 129,700 | 37,500 | 130 | 10 | 4,300 | 84 | 36 | |
| UT-ID | | 127 | | 8 | 11 | 4 | | |
| VA | 36,950 | 4,769 | 71 | 11*** | 181 | 17 | | |
| WV | 200* | 537 | 3 | 16*** | 12* | 1* | | |
| WY | 68 | 177 | | 4*** | 4 | 5 | | |
| OK FLSpr** | | 119 | | 8*** | | 3 | | |
| IA FLSpr | | 100 | 6 | 3 | 3 | 4 | | |
| MT FLSpr** | | 85 | 10 | 5 | 20 | 5 | | |
| PR | 60 | 150 | | 4*** | | 0 | | |

*Data supplied by Student Ministry Department, BSSB
**Not a state convention but to be shown as part of SBC statistics
***Figure based on latest data available
****Churches of the Dakotas Southern Baptist Fellowship and the Montana Southern Baptist Fellowship previously reported through the Northern Plains Baptist Convention. See note on page 6
—Has no campus reporting by name either, were to the previous year was used for this item

## Senior Colleges and Universities, 1988–1989

| Name | Location | President | Faculty, Including Administrative Officers | Enrollment Fall, 1988 Reg. | Enrollment Fall, 1988 Total | Enrollment Total 1988–1989 Reg. | Enrollment Total 1988–1989 Total | [illegible] | Graduated Oct. 1987–Oct. 1988 | Graduated Since Founding | Pastoral Ministry Students | Educational Ministry Students | Music Ministry Students | Home and Foreign Mission Volunteers | [illegible] Volunteers | [illegible] Volunteers | Volumes in Library Excluding Public Documents |
|---|---|---|---|---|---|---|---|---|---|---|---|---|---|---|---|---|---|
| Averett College | Danville, VA 24541 | Frank R. Campbell | 54 | 882 | 893 | 1,208 | 1,223 | 102 | 178 | 7,623 | 27 | 17 | 14 | 1 | | 54 | 108,208 |
| Baptist College at Charleston | Charleston, SC 29411 | Jairy C. Hunter, Jr. | 98 | 1,926 | 1,926 | 2,711 | 2,715 | 97 | 217 | 5,984 | 88 | | 30 | 11 | | 129 | 116,804 |
| Baylor University | Waco, TX 76798 | Herbert H. Reynolds | 630 | 11,780 | 11,780 | 17,109 | 17,109 | 851 | 2,378 | [illegible] | 80 | 139 | 151 | 404 | 567 | 1,460 | [illegible] |
| Belmont College | Nashville, TN 37212 | William E. Troutt | 179 | 2,580 | 2,888 | 3,250 | 3,250 | 168 | 351 | 6,882 | 38 | 10 | 43 | 25 | 118 | [illegible] | [illegible] |
| Blue Mountain College | Blue Mountain, MS 38610 | E. Harold Fisher | 34 | 330 | 374 | 480 | 521 | | 88 | 4,721 | 52 | | 16 | 12 | [illegible] | 61 | 52,781 |
| Bluefield College | Bluefield, VA 24605 | Roy A. Dobyns | 30 | 388 | 402 | 521 | 568 | | 81 | 3,108 | 10 | [illegible] | 5 | 8 | 17 | 40 | 58,600 |
| Brewton-Parker College | Mt. Vernon, GA 30445 | Y. Lynn Holmes | [illegible] | 1,472 | 1,472 | 2,592 | 2,592 | | 148 | 5,984 | 60 | [illegible] | 79 | | 10 | 107 | 35,500 |
| California Baptist College | Riverside, CA 92504 | Russell R. Tuck, Jr. | 43 | 888 | 888 | 789 | 789 | 54 | 143 | [illegible] | 24 | [illegible] | 7 | 12 | 24 | 88 | 88,718 |
| Campbell University | Buies Creek, NC 27506 | Norman A. Wiggins | 184 | 4,195 | 4,195 | 4,354 | 8,388 | 985 | 856 | 13,037 | [illegible] | 35 | 4 | | [illegible] | 119 | 214,428 |
| Campbellsville College | Campbellsville, KY 42718 | Kenneth W. Winters | 49 | 779 | 734 | 868 | 870 | | 104 | 3,574 | 31 | [illegible] | 20 | 25 | 36 | 122 | 104,870 |
| Carson-Newman College | Jefferson City, TN 37760 | J. Cordell Maddox | 153 | 1,995 | 2,000 | 2,740 | 3,075 | 92 | 380 | 13,881 | 74 | [illegible] | 27 | 52 | 40 | 243 | [illegible] |
| Cumberland College | Williamsburg, KY 40769 | James H. Taylor | 110 | 1,804 | 1,804 | 2,288 | 2,288 | [illegible] | [illegible] | [illegible] | 87 | 16 | 4 | [illegible] | 17 | 151 | 140,000 |
| Dallas Baptist University | Dallas, TX 75211 | Gary Cook | 85 | 2,018 | 2,018 | 2,773 | 2,773 | 315 | 277 | 4,380 | 105 | 56 | 30 | 53 | 56 | 302 | 87,539 |
| East Texas Baptist University | Marshall, TX 75670 | Robert E. Craig | 54 | 809 | 888 | 1,100 | 1,108 | | 118 | 4,278 | 102 | [illegible] | 10 | 5 | 14 | 164 | 108,561 |
| Florida Baptist Theological College | Graceville, FL 32440 | Joseph P. DuBose, Jr. | [illegible] | 388 | 370 | 410 | 413 | | 47 | 1,768 | 215 | 67 | 61 | | | [illegible] | 46,418 |
| Furman University | Greenville, SC 29613 | John E. Johns | 182 | 3,208 | 4,905 | 5,119 | 11,106 | 735 | 838 | 23,197 | 42 | 12 | 24 | 10 | 10 | [illegible] | [illegible] |
| Gardner-Webb College | Boiling Springs, NC 28017 | M. Christopher White | [illegible] | 2,189 | 2,189 | 3,180 | 3,175 | 304 | 464 | 9,002 | 82 | 32 | [illegible] | 5 | 20 | 138 | 321,328 |
| Georgetown College | Georgetown, KY 40324 | W. Morgan Patterson | 79 | 1,485 | 1,471 | 1,868 | 1,868 | 280 | 234 | 11,048 | [illegible] | 15 | 12 | 25 | [illegible] | 60 | 118,000 |
| Grand Canyon College | Phoenix, AZ 85061 | Bill R. Williams | 79 | 1,813 | 1,813 | 2,573 | 2,573 | 106 | 262 | [illegible] | 88 | | | 8 | [illegible] | 79 | 73,823 |
| Hannibal-LaGrange College | Hannibal, MO 63401 | Paul E. Brown | 44 | 817 | 830 | [illegible] | 1,758 | | 128 | 3,918 | 33 | 15 | 6 | [illegible] | 5 | 60 | 62,084 |
| Hardin-Simmons University | Abilene, TX 79698 | Jesse C. Fletcher | 145 | 1,879 | 1,928 | 2,407 | 2,752 | 198 | 288 | 17,028 | 88 | 5 | 11 | [illegible] | 14 | 178 | 182,728 |
| Houston Baptist University | Houston, TX 77074 | Edward D. Hodo | 118 | 2,434 | 3,312 | [illegible] | 5,578 | 1,202 | 440 | [illegible] | 58 | [illegible] | 27 | [illegible] | 42 | 217 | 158,428 |
| Howard Payne University | Brownwood, TX 76801 | Don Newbury | 71 | 1,247 | 1,247 | 2,058 | 2,058 | | 102 | 11,128 | 57 | [illegible] | [illegible] | [illegible] | 11 | 89 | 97,250 |
| Judson College | Marion, AL 36756 | N. H. McCrummen | [illegible] | 504 | 610 | [illegible] | 684 | | 51 | [illegible] | | [illegible] | 2 | [illegible] | 12 | 25 | 81,464 |
| Louisiana College | Pineville, LA 71360 | Robert L. Lynn | 90 | 1,017 | 1,242 | 1,302 | 1,880 | | 135 | 7,857 | 34 | 27 | 24 | 25 | | 110 | 117,700 |
| Mars Hill College | Mars Hill, NC 28754 | Fred B. Bentley | 102 | 1,345 | 1,345 | 1,882 | 1,882 | | 283 | 14,280 | [illegible] | 10 | 12 | | 4 | 70 | 85,000 |
| Mary Hardin-Baylor, University of | Belton, TX 76513 | Bobby E. Parker | 87 | 1,511 | 1,511 | 2,077 | 4,188 | 112 | 784 | [illegible] | 23 | 2 | 15 | [illegible] | [illegible] | [illegible] | [illegible] |
| Mercer University | Macon, GA 31207 | R. Kirby Godsey | 317 | 6,100 | 6,100 | 8,745 | 11,843 | 1,088 | 726 | 30,287 | 33 | [illegible] | 15 | 24 | 16 | 99 | [illegible] |
| Meredith College | Raleigh, NC 27607 | John E. Weems | 138 | 2,124 | 2,788 | 2,308 | [illegible] | [illegible] | [illegible] | 11,112 | | | [illegible] | [illegible] | 42 | 52 | 127,411 |
| Mississippi College | Clinton, MS 39058 | Lewis Nobles | [illegible] | 3,540 | 5,291 | 4,580 | 6,700 | 888 | [illegible] | 23,337 | 40 | 31 | 20 | [illegible] | 8 | 104 | 427,000 |
| Missouri Baptist College | St. Louis, MO 63141 | Patrick O. Copley | [illegible] | 905 | 905 | 1,157 | 1,167 | | 48 | 733 | 36 | 2 | [illegible] | [illegible] | | 50 | 107,388 |
| Mobile College | Mobile, Alabama 36613 | Michael A. Magnoli | 49 | 1,063 | 1,089 | 1,308 | 1,310 | 100 | 170 | 3,146 | 82 | [illegible] | 15 | [illegible] | [illegible] | 138 | 108,138 |
| Oklahoma Baptist University | Shawnee, OK 74801 | Bob R. Agee | 156 | 1,887 | 1,970 | 2,882 | 4,718 | | 237 | 10,415 | [illegible] | 148 | 88 | 72 | 774 | 797 | 244,000 |
| Ouachita Baptist University | Arkadelphia, AR 71923 | Ben M. Elrod | 108 | 1,362 | 1,351 | 1,818 | 1,818 | 400 | 235 | 12,045 | 138 | 23 | 11 | 211 | | 394 | 132,340 |
| Palm Beach Atlantic College | West Palm Beach, FL 33401 | Claude H. Rhea, Jr. | 87 | 1,135 | 1,135 | 1,160 | 1,160 | | 183 | 1,378 | [illegible] | [illegible] | [illegible] | [illegible] | 23 | [illegible] | 46,000 |
| Richmond, University of | Richmond, VA 23173 | Richard L. Morrill | 274 | 4,040 | 7,548 | 8,106 | 10,715 | 1,147 | 680 | 29,788 | [illegible] | [illegible] | [illegible] | 7 | 21 | [illegible] | 522,728 |
| Samford University | Birmingham, AL 35229 | Thomas E. Corts | 210 | 4,088 | 5,077 | 5,020 | 6,882 | 928 | 785 | 32,831 | 110 | 73 | 92 | [illegible] | [illegible] | 485 | 310,075 |
| Shorter College | Rome, Georgia 30161 | James D. Jordan | 81 | 831 | 840 | 834 | 847 | | 100 | 5,408 | 18 | 19 | 22 | 17 | 56 | 118 | 125,884 |
| Southern Baptist College | Walnut Ridge, AR 72476 | D. Jack Nicholas | [illegible] | 587 | 587 | 864 | 864 | | 111 | 2,880 | 63 | 15 | [illegible] | [illegible] | [illegible] | 100 | 51,288 |
| Southwest Baptist University | Bolivar, MO 65613 | [illegible], Jr. | [illegible] | 2,712 | 2,712 | 3,810 | 3,810 | [illegible] | 301 | 5,408 | 188 | 123 | 13 | 180 | 20 | 502 | 137,478 |
| Stetson University | DeLand, FL 32720 | H. Douglas Lee | 182 | 2,075 | 2,075 | 3,152 | 3,152 | 887 | 480 | [illegible] | 10 | [illegible] | 13 | 1 | | 31 | 288,847 |
| Union University | Jackson, TN 38305 | Hyran E. Barefoot | 100 | 2,017 | 2,104 | 3,109 | 3,181 | | 290 | 15,521 | 48 | 12 | 47 | 38 | 84 | 708 | 108,384 |
| Virginia Intermont College | Bristol, VA 24201 | Gary M. Poulton | 46 | 450 | 450 | 514 | 514 | | 63 | 17,387 | [illegible] | | | | | | 58,288 |
| Wake Forest University | [illegible]-Salem, NC 27109 | Thomas K. Hearn, Jr. | 901 | 5,317 | 5,388 | 5,640 | 5,880 | 1,881 | 1,244 | 37,703 | [illegible] | | | | | 14 | [illegible] |
| Wayland Baptist University | [illegible], TX [illegible] | [illegible] | 87 | 1,728 | 1,778 | 4,178 | 4,178 | 54 | 534 | 6,821 | 35 | 22 | 12 | 20 | 12 | 401 | 120,585 |
| William Carey College | Hattiesburg, MS [illegible] | J. Ralph Noonkester | 70 | 1,831 | 2,788 | 2,265 | 3,103 | 188 | 188 | 8,382 | 25 | 19 | 19 | [illegible] | [illegible] | 70 | 125,083 |
| William Jewell College | Liberty, MO 64068 | J. Gordon Kingsley | 127 | [illegible] | 1,884 | 3,482 | 3,482 | | 344 | [illegible] | 13 | 8 | 19 | [illegible] | 34 | 75 | 180,000 |
| Wingate College | Wingate, NC 28174 | Paul R. Corts | 85 | 1,728 | 1,728 | 2,080 | 2,083 | | 240 | 18,219 | 7 | | 8 | 7 | 28 | 50 | 107,000 |
| **Total—Senior Colleges** | | | 8,227 | 101,184 | 111,275 | 140,035 | 172,751 | 13,338 | 18,818 | 582,842 | 2,783 | 1,111 | 1,036 | 1,808 | 1,775 | 8,318 | 6,980,164 |

Statistics are provided by the Education Commission, Southern Baptist Convention

## Junior Colleges, 1988–1989

| Name | Location | President | Faculty, Including Administrative Officers | Enrollment Fall, 1988 Reg. | Enrollment Fall, 1988 Total | Enrollment Total 1988–1989 Reg. | Enrollment Total 1988–1989 Total | Graduated Oct. 1987–Oct. 1988 | Graduated Since Founding | Pastoral Ministry Students | Educational Ministry Students | Music Ministry Students | Home and Foreign Mission Volunteers | [illegible] Volunteers | [illegible] Volunteers | Volumes in Library Excluding Public Documents |
|---|---|---|---|---|---|---|---|---|---|---|---|---|---|---|---|---|
| Anderson College | Anderson, SC 29621 | Mark L. Hopkins | 57 | 1,045 | 1,045 | 1,881 | 1,881 | 160 | 7,665 | [illegible] | 4 | 5 | | 29 | 42 | 41,333 |
| Chowan College | Murfreesboro, NC 27855 | Bruce E. Whitaker | 74 | 974 | 974 | 1,108 | 1,108 | 134 | 6,560 | 2 | 7 | 4 | | 9 | 22 | 88,750 |
| North Greenville College | Tigerville, SC 29688 | Paul Talmadge | 40 | 532 | 532 | 587 | 587 | 81 | 4,942 | 15 | 12 | [illegible] | | | 28 | 41,508 |
| Truett-McConnell College | Cleveland, GA 30528 | H. M. Fulbright | 57 | 1,488 | 1,488 | 2,873 | 2,873 | 98 | 2,953 | 3 | 1 | 14 | | | 18 | 31,500 |
| **Total—Junior Colleges** | | | 228 | 4,039 | 4,039 | 6,447 | 6,447 | 493 | 22,120 | 24 | 24 | 24 | 0 | 38 | 110 | 203,088 |

Statistics are provided by the Education Commission, Southern Baptist Convention

## Seminaries, 1988–1989

| Name | Location | President | Faculty, Including Administrative Officers | Enrollment Fall, 1988 Reg. | Enrollment Fall, 1988 Total | Enrollment Total 1988–1989 Reg. | Enrollment Total 1988–1989 Total | Graduated Oct. 1987–Oct. 1988 | Graduated Since Founding | Pastoral Ministry Students | Educational Ministry Students | Music Ministry Students | Total Church Vocations Volunteers | Home and Foreign Mission Volunteers | Volumes in Library Excluding Public Documents |
|---|---|---|---|---|---|---|---|---|---|---|---|---|---|---|---|
| Golden Gate Baptist Theological Seminary | Mill Valley, CA 94941 | William O. Crews, Jr. | 29 | 881 | 917 | 1,054 | 1,434 | 146 | 3,155 | 794 | 91 | 169 | 1,054 | 326 | 120,346 |
| Midwestern Baptist Theological Seminary | Kansas City, MO 64118 | Milton Ferguson | 38 | 500 | 544 | 562 | 616 | 123 | 2,047 | 449 | 113 | .... | 562 | 163 | 87,229 |
| New Orleans Baptist Theological Seminary | New Orleans, LA 70126 | Landrum P. Leavell, II | 101 | 2,211 | 2,578 | 1,767 | 3,337 | 337 | 9,896 | 1,305 | 386 | 76 | 1,767 | 185 | 188,799 |
| Southeastern Baptist Theological Seminary | Wake Forest, NC 27587 | Lewis A. Drummond | 45 | 848 | 848 | 1,113 | 1,113 | 288 | 6,402 | 1,034 | 69 | 10 | 1,113 | 60 | 146,000 |
| Southern Baptist Theological Seminary | Louisville, KY 40280 | Roy L. Honeycutt, Jr. | 150 | 2,188 | 2,376 | 2,539 | 3,313 | 493 | 19,216 | 1,899 | 397 | 243 | 2,539 | 202 | 325,743 |
| Southwestern Baptist Theological Seminary | Fort Worth, TX 76122 | Russell H. Dilday, Jr. | 168 | 3,796 | 3,905 | 4,784 | 5,011 | 987 | 25,924 | 2,854 | 1,573 | 357 | 4,784 | 1,723 | 546,471 |
| Seminary External Ed. Div. of Southern Baptist Seminaries | | | ... | ... | 7,579 | ... | 7,579 | ... | ... | ... | ... | ... | ... | ... | ... |
| **Totals—Seminaries** | | | 531 | 10,424 | 18,747 | 11,819 | 22,403 | 2,374 | 66,640 | 8,335 | 2,629 | 855 | 11,819 | 2,659 | 1,414,588 |

Figures include Hispanic Baptist Theological Seminary
Statistics are provided by the Education Commission, Southern Baptist Convention

## Bible Schools and Academies, 1988–1989

| Name | Location | President | Faculty, Including Administrative Officers | Enrollment Fall, 1988 Total | Enrollment Fall, 1988 Reg. | Enroll Total 1988–1989 Total | Enroll Total 1988–1989 Reg. | Graduated Oct. 1987–Oct. 1988 | Graduated Since Founding | Pastoral Ministry Students | Educational Ministry Students | Music Ministry Students | Home and Foreign Mission Volunteers | Other Church Vocations Students | Total Church Vocations Volunteers | Volumes in Library Excluding Public Documents |
|---|---|---|---|---|---|---|---|---|---|---|---|---|---|---|---|---|
| **Bible Schools** | | | | | | | | | | | | | | | | |
| American Baptist College | Nashville, TN 37207 | Odell McGlothlan, Sr. | 15 | 168 | 818 | 205 | 805 | 30 | 835 | 162 | 39 | | | | 201 | 32,034 |
| Clear Creek Baptist Bible College | Pineville, KY 40977 | Bill D. Whittaker | 18 | 168 | 168 | 191 | 198 | 31 | 1,330 | 90 | 41 | 13 | | 47 | 191 | 18,509 |
| Fruitland Baptist Bible Institute | Hendersonville, NC 28739 | Alex L. Booth, Jr. | 26 | 120 | 120 | 140 | 140 | 44 | 1,683 | 120 | 5 | | | 15 | 140 | 21,275 |
| Yellowstone Baptist College | Billings, Montana 59101 | Jack F. Coward | 8 | 31 | 31 | 31 | 35 | 3 | 10 | 1 | 1 | 1 | | 32 | 35 | 25,486 |
| **Totals—Bible Schools** | | | 67 | 487 | 1,137 | 567 | 1,178 | 108 | 3,858 | 373 | 86 | 14 | 0 | 94 | 567 | 97,304 |
| **Academies** | | | | | | | | | | | | | | | | |
| Fork Union Military Academy | Fork Union, VA 23055 | Kenneth Whitescarver | 77 | 603 | 603 | 669 | 669 | 101 | 6,455 | | | | | | | 18,000 |
| Hargrave Military Academy | Chatham, Virginia 24531 | Michael B. Colegrove | 48 | 310 | 310 | 453 | 453 | 75 | 4,095 | | | | | | | 13,780 |
| Harrison–Chilhowee Baptist Academy | Seymour, TN 37865 | William L. Palmer | 17 | 135 | 135 | 125 | 125 | 30 | 2,349 | | | | | | | 5,209 |
| Hawaii Baptist Academy | Honolulu, HI 96817 | Dan Kong | 68 | 946 | 946 | 954 | 954 | 104 | 1,529 | | | | | | | 12,300 |
| Oak Hill Academy | Mouth of Wilson, VA 24363 | Ed F. Patton | 23 | 186 | 186 | 286 | 286 | | 2,411 | | | | | | | 7,000 |
| Oneida Baptist Academy | Oneida, KY 40972 | Barkley Moore | 68 | 503 | 503 | 503 | 503 | 106 | 2,590 | | | | | | | 16,000 |
| San Marcos Baptist Academy | San Marcos, TX 78666 | Jack E. Byrom | 43 | 280 | 280 | 471 | 471 | 76 | 4,521 | | | | | | | 15,702 |
| Valley Baptist Academy | Harlingen, TX 78550 | Robert E. Smith | 15 | 158 | 158 | 162 | 162 | 29 | 588 | | | | | | | 7,500 |
| **Totals—Academies** | | | 359 | 3,121 | 3,121 | 3,623 | 3,623 | 521 | 24,538 | 0 | 0 | 0 | 0 | 0 | 0 | 95,491 |

## Senior Colleges and Universities, Financial Report, 1987–1988

| Name | Amount Received from State Conventions for Operations | Amount Received from State Conventions for Capital Needs | Donations, Gifts, and Grants | [illegible] from [illegible] | Income from Tuition and Fees | Goals of Campaigns in Progress | Present Endowment | Present Property Value | Total of Endowment and Property Value | Budget [illegible] Fiscal [illegible] |
|---|---|---|---|---|---|---|---|---|---|---|
| Averett College | $ 429,818 | $ | $ 1,416,682 | $ 20,985 | $ 3,979,677 | $ 30,000,000 | $ 3,078,632 | $ 10,038,566 | $ 13,117,198 | $ 7,398,617 |
| Baptist College at Charleston | 741,029 | 200,000 | 426,813 | 52,751 | 7,009,892 | 3,070,000 | 1,828,671 | 21,594,454 | 23,420,525 | 9,628,889 |
| Baylor University | 5,594,924 | | 3,562,240 | 12,569,001 | 51,706,107 | 312,400,000 | 219,274,000 | 169,889,989 | 389,143,989 | 102,600,898 |
| Belmont College | 1,268,933 | 316,281 | 1,469,316 | 433,248 | 9,133,868 | 20,000,000 | 7,046,968 | 24,368,002 | 31,414,970 | 13,425,000 |
| Blue Mountain College | 452,201 | 76,766 | 373,866 | 220,672 | 821,823 | | 2,541,874 | 3,817,747 | 6,359,621 | 2,168,533 |
| Bluefield College | 434,764 | | 4,085 | 23,498 | 1,120,125 | | 194,110 | 5,407,567 | 5,601,677 | 1,965,881 |
| Brenau–Parker College* | 487,845 | 96,676 | 301,995 | 57,687 | 3,317,449 | 4,000,000 | 4,004,749 | 5,290,739 | 9,295,479 | 4,447,174 |
| California Baptist College | 917,906 | | 861,484 | 102,301 | 2,872,573 | 3,950,000 | 1,990,490 | 6,549,263 | 8,539,753 | 6,990,634 |
| Campbell University | 920,745 | | 625,077 | 603,762 | 13,358,226 | 40,000,000 | 24,075,397 | 61,055,061 | 85,130,448 | 25,148,676 |
| Campbellsville College | 756,130 | | 340,605 | 52,853 | 2,105,709 | 1,250,000 | 2,441,841 | 8,427,408 | 10,869,249 | 5,328,160 |
| Carson–Newman College | 1,600,248 | 501,678 | 2,101,050 | 255,445 | 8,480,784 | | 10,758,828 | 23,709,931 | 34,468,759 | 10,104,005 |
| Cumberland College | 1,289,199 | | 1,604,902 | 446,332 | 6,261,710 | 5,300,000 | 11,152,465 | 19,054,012 | 30,206,477 | 12,134,911 |
| Dallas Baptist University | 1,043,376 | | 1,626,639 | 455,213 | 5,653,321 | 5,000,000 | 8,168,048 | 11,922,178 | 20,090,226 | 9,339,600 |
| East Texas Baptist University | 324,582 | | 898,231 | 910,851 | 2,408,841 | 2,500,000 | 8,298,901 | 13,498,564 | 21,795,465 | 5,988,341 |
| Florida Baptist Theological College | 904,075 | | 154,298 | 31,453 | 345,504 | 2,500,000 | 658,797 | 3,702,185 | 4,360,982 | 1,809,516 |
| Furman University | 1,044,000 | 425,000 | 4,460,000 | 2,940,000 | 19,042,000 | | 62,792,000 | 57,652,000 | 120,444,000 | 38,766,000 |
| Gardner–Webb College | 351,654 | 527,789 | 749,586 | 228,513 | 6,442,006 | 5,950,000 | 5,308,499 | 19,564,578 | 24,873,077 | 13,300,000 |
| Georgetown College | 1,094,798 | | 328,957 | 576,953 | 4,738,094 | 3,950,000 | 12,894,747 | 20,080,922 | 32,975,670 | 10,161,781 |
| Grand Canyon College | 625,021 | | 2,507,348 | 184,907 | 4,677,180 | | 2,876,407 | 11,543,118 | 14,419,525 | 10,500,000 |
| [illegible] College | 451,000 | | 275,000 | 25,000 | 2,420,000 | | 326,000 | 3,900,000 | 4,226,000 | 3,735,000 |
| Harden–Simmons University | 1,313,187 | | 1,327,571 | 2,269,116 | 5,897,563 | | 27,650,000 | 26,800,000 | 54,450,000 | 14,032,388 |
| Houston Baptist University | 1,732,908 | | 2,650,756 | 1,163,913 | 8,385,455 | 28,500,000 | 28,654,808 | 19,577,164 | 48,831,972 | 13,332,423 |
| Howard Payne University | 1,003,198 | | 617,140 | 1,223,068 | 2,887,790 | 5,700,000 | 18,000,000 | 13,529,817 | 29,529,817 | 6,400,000 |
| Judson College | 799,022 | | 321,844 | 144,000 | 1,082,024 | | 1,325,196 | 12,718,000 | 14,043,196 | 3,355,100 |
| Louisiana College | 2,090,754 | 90,000 | 520,170 | 720,940 | 2,975,207 | 11,000,000 | 11,774,977 | 15,683,305 | 27,458,282 | 6,820,480 |
| Mars Hill College | 920,819 | | 3,551,889 | 179,981 | 5,389,426 | 8,300,000 | 11,541,162 | 16,439,880 | 27,981,042 | 10,318,716 |
| Mary Hardin–Baylor, University of | 1,014,077 | | 849,215 | 837,221 | 3,945,780 | | 14,621,570 | 12,781,058 | 27,402,628 | 8,244,000 |
| Mercer University** | 1,526,750 | 324,503 | 13,556,754 | 5,018,168 | 27,789,955 | 66,000,000 | 85,791,670 | 114,792,511 | 200,584,181 | 76,069,995 |
| Meredith College | 936,045 | | 316,427 | 387,928 | 8,047,324 | | 13,903,432 | 22,927,248 | 36,830,680 | 12,314,261 |
| [illegible] College | 1,837,065 | 306,093 | 2,172,297 | 861,710 | 10,285,428 | | 11,095,181 | 31,213,090 | 42,308,271 | 18,866,767 |
| Mississippi Baptist College*** | 396,007 | | 219,867 | | 2,160,399 | 445,000 | 247,437 | 4,573,614 | 4,821,051 | 3,120,200 |
| Mobile College | 1,217,185 | | 403,748 | 41,483 | 2,982,680 | | 906,051 | 12,627,175 | 13,533,266 | 6,535,168 |
| Oklahoma Baptist University | 2,472,456 | | 298,049 | 1,096,346 | 5,117,872 | 10,000,000 | 20,325,304 | 27,910,657 | 48,235,961 | 12,612,480 |
| Ouachita Baptist University | 1,882,630 | | 284,805 | 337,513 | 4,406,954 | 1,250,000 | 12,559,950 | 18,150,967 | 30,710,917 | 11,166,800 |
| Palm Beach Atlantic College | | | 814,672 | 1,018,742 | 4,735,894 | | 18,951,309 | 22,490,461 | 41,441,790 | 8,119,092 |
| Richmond, University of | 495,378 | | 2,525,489 | 8,316,319 | 30,288,250 | | 242,289,000 | 103,436,000 | 345,725,000 | 55,672,000 |
| Samford University | 3,591,633 | | 3,122,000 | 2,058,042 | 17,430,333 | 4,250,000 | 33,515,075 | 67,124,147 | 100,639,222 | 34,126,336 |
| Shorter College**** | 336,628 | 102,600 | 853,043 | 361,527 | 2,978,703 | 4,500,000 | 7,531,723 | 10,114,504 | 17,646,227 | 4,976,448 |
| Southern Baptist College | 487,436 | | 312,867 | 46,243 | 953,569 | 1,350,000 | 8,000,000 | 8,746,498 | 16,746,498 | 2,194,821 |
| Southwest Baptist University | 1,076,009 | | 1,023,606 | 94,672 | 8,548,942 | 2,100,000 | 2,525,580 | 18,197,045 | 20,722,626 | 13,862,686 |
| Stetson University | 1,302,341 | | 2,967,534 | 1,080,545 | 19,222,125 | | 21,874,240 | 39,904,303 | 61,778,633 | 25,115,445 |
| Union University | 1,314,314 | 316,281 | 567,126 | 288,180 | 5,049,684 | 1,500,000 | 7,990,952 | 18,906,243 | 24,897,195 | 9,529,581 |
| Virginia Intermont College | 295,142 | | 932,118 | 40,642 | 1,950,711 | 800,000 | 1,010,373 | 7,435,326 | 8,445,699 | 4,682,857 |
| Wake Forest University | 177,127 | | 4,745,094 | 17,421,450 | 39,531,847 | 15,000,000 | 258,833,048 | 225,850,573 | 484,683,621 | 270,350,000 |
| Wayland Baptist University | 1,224,786 | | 448,407 | 1,515,141 | 4,380,042 | 6,000,000 | 8,277,903 | 39,238,500 | 47,516,403 | 9,622,552 |
| William Carey College | 969,027 | 207,925 | 361,465 | 135,591 | 3,273,256 | 11,600,000 | 1,685,136 | 12,543,084 | 14,238,220 | 6,650,500 |
| William Jewell College | 1,037,783 | 107,671 | 1,245,845 | 2,179,986 | 7,913,425 | 10,000,000 | 10,000,000 | 18,922,444 | 50,922,444 | 15,500,000 |
| Wingate College | 974,758 | | 330,980 | 512,175 | 5,477,137 | 30,000,000 | 8,820,841 | 23,839,256 | 32,660,097 | 10,408,950 |
| **Totals—Senior Colleges** | $53,649,612 | $3,599,254 | $71,241,862 | $69,749,881 | $399,003,965 | $657,965,000 | $1,299,621,966 | $1,465,907,234 | $2,765,529,200 | $969,915,854 |

*An Additional $98,676 received for endowment
**An additional $451,680 received for endowment
***An additional $10,000 received for endowment
****An additional $102,600 received for endowment
Statistics are provided by the Education Commission, Southern Baptist Convention

## Junior Colleges, Financial Report, 1987–1988

| Name | Amount Received from State Conventions for Operations | Amount Received from State Conventions for Capital Needs | Donations, Gifts, and Grants | Income from Endowment | Income from Tuition and Fees | Goals of Campaigns in Progress | Present Endowment | Present Property Value | Total of Endowment and Property Value | Budget Last Fiscal Year |
|---|---|---|---|---|---|---|---|---|---|---|
| Anderson College | $ 473,952 | $ 219,853 | $ 482,904 | $ 199,959 | $ 4,126,125 | $ ... | $ 3,213,844 | $ 13,118,827 | $ 16,332,671 | $ 7,198,171 |
| Chowan College | 480,000 | 428,165 | 265,385 | 186,481 | 3,112,528 | 10,000,000 | 5,301,774 | 16,761,905 | 22,063,679 | 8,200,000 |
| North Greenville College | 488,872 | 200,000 | 331,498 | 217,150 | 1,861,421 | 350,000 | 2,735,578 | 10,000,000 | 12,735,578 | 4,244,116 |
| Truett McConnell College* | 422,349 | ... | 224,246 | 122,073 | 2,256,769 | ... | 3,022,309 | 3,577,028 | 6,599,337 | 3,327,315 |
| **Totals—Junior Colleges** | $ 1,865,173 | $ 848,018 | $ 1,304,033 | $ 725,663 | $ 11,356,843 | $ 10,350,000 | $ 14,273,505 | $ 43,457,760 | $ 57,731,265 | $ 22,969,602 |

* An additional $281,777 received for endowment
Statistics are provided by the Education Commission, Southern Baptist Convention

## Seminaries, Financial Report, 1987–1988

| Name | Amount Received from State Conventions for Operations | Amount Received from Southern Baptist Convention for Capital Needs | Donations, Gifts, and Grants | Income from Endowment | Income from Student Fees | Goals of Campaigns in Progress | Present Endowment | Present Property Value | Total of Endowment and Property Value | Budget Last Fiscal Year |
|---|---|---|---|---|---|---|---|---|---|---|
| Golden Gate Baptist Theological Sem | $ 2,553,468 | ... | $301,052 | $239,628 | $472,842 | $4,000,000 | $2,611,761 | $10,248,604 | $12,860,365 | $5,257,672 |
| Midwestern Baptist Theological Sem | 2,236,349 | 60,259 | 118,957 | 120,453 | 407,817 | 750,000 | 2,094,809 | 9,766,229 | 11,861,038 | 4,027,306 |
| New Orleans Baptist Theological Sem | 4,356,504 | 60,259 | 328,962 | 399,567 | 1,021,127 | 13,200,000 | 5,377,818 | 20,686,134 | 26,063,952 | 6,399,327 |
| Southeastern Baptist Theological Sem | 3,935,187 | ... | 588,636 | 454,267 | 747,886 | ... | 8,222,578 | 18,364,383 | 26,586,961 | 5,972,546 |
| Southern Baptist Theological Sem | 5,754,302 | ... | 806,230 | 1,763,804 | 2,154,497 | ... | 31,924,487 | 30,123,657 | 62,048,144 | 13,595,155 |
| Southwestern Baptist Theological Sem | 7,808,668 | ... | 776,501 | 2,737,097 | 3,365,874 | ... | 34,985,060 | 44,756,730 | 79,741,790 | 18,788,820 |
| **Totals—Seminaries** | $26,644,478 | $120,518 | $2,920,338 | $5,714,816 | $8,170,043 | $17,950,000 | $85,216,513 | $133,945,737 | $219,162,250 | $54,040,826 |

* Figures include Hispanic Baptist Theological Seminary
Statistics are provided by the Education Commission, Southern Baptist Convention

## Bible Schools and Academies, Financial Report, 1987–1988

| Name | Amount Received from State Conventions for Operations | Amount Received from State Conventions for Capital Needs | Donations, Gifts, and Grants | Income from Endowment | Income from Tuition and Fees | Goals of Campaigns in Progress | Present Endowment | Present Property Value | Total of Endowment and Property Value | Budget Last Fiscal Year |
|---|---|---|---|---|---|---|---|---|---|---|
| **Bible Schools** | | | | | | | | | | |
| American Baptist College | $ 417,003 | $ ... | $ 5,121 | $ ... | $ 281,425 | $ 350,000 | $ ... | $ 660,604 | $ 660,604 | $ 926,552 |
| Clear Creek Baptist Bible College | 405,621 | ... | 622,718 | 127,875 | 312,564 | 700,000 | 2,107,043 | 4,335,662 | 6,442,705 | 1,468,778 |
| Fruitland Baptist Bible Inst | 385,977 | ... | 58,574 | 36,306 | 130,706 | 2,000,000 | 630,000 | 4,000,000 | 4,630,000 | 675,823 |
| Yellowstone Baptist College | 1,800 | ... | 83,907 | 7,787 | 31,365 | 1,000,000 | 152,000 | 714,155 | 866,155 | 164,640 |
| **Totals—Bible Schools** | $ 1,210,301 | $ ... | $770,320 | $ 171,968 | $ 756,060 | $ 4,050,000 | $ 2,889,043 | $ 9,710,421 | $ 12,599,464 | $ 3,235,793 |
| **Academies** | | | | | | | | | | |
| Fork Union Military Academy | $ 181,156 | $ ... | $ 114,617 | $ 62,860 | $ 5,508,618 | $ 3,550,000 | $1,835,009 | $11,470,790 | $13,305,799 | $6,643,451 |
| Hargrave Military Academy | 202,726 | ... | 361,905 | 50,660 | 2,755,843 | ... | 828,251 | 2,940,565 | 3,768,816 | 3,764,740 |
| Harrison–Chilhowee Baptist Academy | 353,065 | 102,616 | 160,020 | 110,468 | 230,635 | ... | 1,305,188 | 2,369,920 | 3,675,108 | 1,175,355 |
| Hawaii Baptist Academy | 37,734 | ... | 674,735 | 6,684 | 3,121,464 | 200,000 | 188,839 | 17,197,559 | 17,386,398 | 3,850,237 |
| Oak Hill Academy | 176,030 | ... | 278,799 | ... | 1,341,238 | 1,300,000 | 27,604 | 1,999,326 | 2,026,930 | 1,302,001 |
| Oneida Baptist Institute | 317,570 | ... | 919,567 | 34,125 | 989,561 | ... | 1,283,522 | 4,944,690 | 6,228,212 | 2,563,385 |
| San Marcos Baptist Academy | 458,505 | ... | 49,589 | 60,103 | 1,952,318 | 1,331,711 | 1,704,739 | 16,779,915 | 18,484,654 | 4,337,299 |
| Valley Baptist Academy | 401,984 | ... | 147,423 | 27,261 | 560,346 | ... | 593,708 | 2,313,000 | 2,906,708 | 977,725 |
| **Totals — Academies** | $ 2,128,770 | $ 102,616 | $ 2,726,655 | $ 372,161 | $ 16,460,023 | $ 6,381,711 | $7,766,860 | $60,015,765 | $67,782,625 | $24,614,193 |

* Supported jointly by the Southern Baptist Convention and the National Baptist Convention, U.S.A., Inc.
Statistics are provided by the Education Commission, Southern Baptist Convention

## Church Vocation Volunteers in SBC Junior and Senior Colleges and Universities, 1988–1989

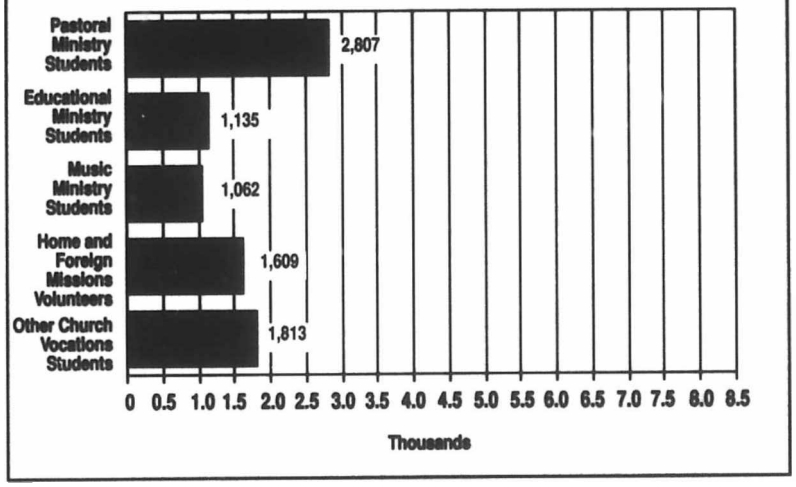


## Church Vocation Volunteers in SBC Seminaries, 1988–1989

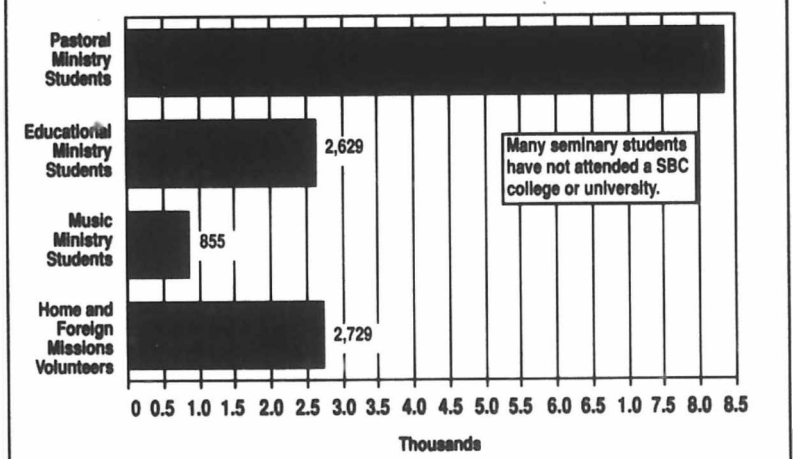


Source: Education Commission, Southern Baptist Convention.



## Hospitals—1988

| State | Name and Location | Administrator, Executive Director or President | Year [illegible] | No. Adult [illegible] | No. New-born Beds | No. Adult [illegible] | No. New-born Patients | No. Adult Patient Days | Avg. Daily % Occupancy All [illegible] | No. Out Patients | Net Revenue from Patients |
|---|---|---|---|---|---|---|---|---|---|---|---|
| AL | Baptist Memorial Hospital of Gadsden 35999 | Robert J. Covey | 1945 | 252 | 32 | 9,503 | 1,305 | 81,438 | 88.6% | 32,592 | $67,980,081 |
| AL | Baptist Medical Center, Montgomery 36198 | W. Taylor Morrow | 1963 | 377 | 70 | 14,120 | 2,544 | 75,637 | 46.0 | 34,905 | 45,521,656 |
| GA | Georgia Baptist Medical Center,* Atlanta 30312 | William C. Brown | 1901 | 457 | 64 | 22,246 | 3,112 | 135,019 | 56.7 | 45,310 | ..... |
| KY | Central Baptist Hospital, Lexington 40503 | Dan H. Akin | 1954 | 383 | 34 | 15,163 | 3,242 | 80,142 | 245.0 | 60,098 | 54,423,209 |
| KY | The Louisville Baptist Hospitals,* Louisville 40207 | Tommy J. Smith | 1975 | 351 | 38 | 12,049 | 1,928 | 74,493 | 203.5 | 71,662 | 51,778,543 |
| KY | Western Baptist Hospital, Paducah 42001 | H. E. Feazor | 1953 | 335 | 36 | 13,733 | 1,550 | 100,477 | | 117,318 | 52,524,325 |
| MS | Mississippi Baptist Medical Center, Jackson 39202 | M. Kent Strum | 1911 | 566 | 36 | 23,328 | 2,380 | 160,227 | 77.0 | 40,302 | 90,734,095 |
| MO | Baptist Medical Center, Kansas City 64131 | Dan H. Anderson | 1960 | 315 | | 8,576 | | 76,882 | 86.5 | 34,195 | 53,797,710 |
| NC | North Carolina Baptist Hospitals Inc., Winston-Salem 27103 | Len B. Preslar, Jr. | 1923 | 612 | | 21,018 | | 189,940 | 84.6 | 67,382 | 163,200,000 |
| SC | Baptist Medical Center, Easley 29641-0587 | Roddey E. Gettys III | 1959 | 102 | 12 | 3,899 | 620 | 21,416 | 62.0 | 27,286 | 17,257,539 |
| SC | Baptist Medical Center Columbia 29220 | Charles D. Bateman, Jr. | 1914 | 370 | 40 | 17,976 | 2,831 | 118,016 | | 131,216 | 88,422,987 |
| TN | Baptist Hospital, Inc., Nashville 37236 | C. David Stringfield | 1948 | 622 | 64 | 27,041 | 4,839 | 170,755 | 75.0 | 63,077 | ..... |
| TN | Baptist Memorial Hospital,* Memphis 38146 | Joseph H. Powell | 1912 | 1,629 | 80 | 48,759 | 6,169 | 402,595 | 73.7 | 715,947 | 249,589,417 |
| TN | East Tennessee Baptist Hospital, Knoxville 37901 | Robert C. Chandler | 1948 | 337 | | 17,890 | | 87,556 | 56.4 | 59,130 | 67,744,979 |
| TX | Baptist Memorial Hospital System,[1] San Antonio 78296 | David A. Garren | 1948 | 882 | 160 | 33,016 | 3,533 | 215,441 | 66.0 | 153,338 | 139,468,487 |
| TX | Baylor University Medical Center,** Dallas 75246 | Boone Powell, Jr. | 1903 | 1,134 | 55 | 36,652 | 4,260 | 263,484 | 67.0 | 116,649 | 175,422,296 |
| TX | Hendrick Medical Center, Abilene 79601-2316 | Michael C. Walters | 1924 | 359 | 50 | 12,926 | 2,161 | 75,415 | 72.0 | 16,208 | 61,261,865 |
| TX | High Plains Baptist Hospital, Amarillo 79106 | T. H. Holloway, Jr. | 1968 | 308 | 33 | 10,292 | 849 | 69,908 | 57.1 | 34,772 | 46,851,200 |
| TX | Hillcrest Baptist Medical Center, Waco 76703 | Alton Pearson | 1920 | 307 | 69 | 14,419 | 3,152 | 69,660 | 62.8 | 65,718 | 46,106,866 |
| TX | The Baptist Hospital of Southeast Texas, Inc., Beaumont 77704 | Selman Clark | 1949 | 335 | | 8,362 | | 68,154 | 56.0 | 51,269 | 45,244,659 |
| TX | Valley Baptist Medical Center, Harlingen 78551 | Ben. M. McKibbens | 1925 | 357 | 28 | 14,399 | 2,294 | 90,065 | 70.7 | 48,036 | 70,803,739 |
| VA | Virginia Baptist Hospital,** Lynchburg 24503 | Thomas C. Jividen | 1924 | 328 | 38 | 11,579 | 2,400 | 78,464 | 67.2 | ..... | 34,631,306 |

[1] Includes Baptist Hospital East and Baptist Hospital Highlands; data is a composite
* Joint ownership: Arkansas, Mississippi, and Tennessee
** Includes three hospitals in San Antonio: Northwest, Southwest, and Baptist Medical Center; data is a composite
* 1987 data
** 1986 data

## Hospitals—1988 (continued)

| State | Name and Location | Facilities and Services Within Hospitals: a. Premature Nursery; b. [illegible]; c. Postoperative Recovery Room; d. Hemodialysis (Inpatient); e. Hemodialysis (Outpatient); f. Blood Bank; g. Organ Bank; h. Respiratory Therapy. Departments: i. Pharmacy W/FT Registered Pharmacist; j. Pharmacy W/PT Registered Pharmacist | Personnel: Physicians | Personnel: Medical Residents and Interns | Personnel: Registered Nurses | Personnel: Total Personnel | Educational Program: Approved Center for Pastoral Care Training | Educational Program: Pastoral Care Institute Enrollment | Educational Program: Pastoral Care Clinical Courses Enrollment |
|---|---|---|---|---|---|---|---|---|---|
| AL | Baptist Memorial Hospital of Gadsden 35999 | a,c,d,f,h,i | 4 | 0 | 245 | 839 | No | .. | .. |
| AL | Baptist Medical Center, Montgomery 36198 | a,c,d,f,h,i | 0 | 9 | 355 | 962 | No | .. | .. |
| GA | Georgia Baptist Medical Center,* Atlanta 30312 | a,b,c,d,e,f,h,i | 4 | 62 | 406 | 2,187 | Yes | 5 | 5 |
| KY | Central Baptist Hospital,* Lexington 40503 | a,b,c,d,f,h,i | 0 | 0 | 218 | 644 | Yes | 0 | 20 |
| KY | The Louisville Baptist Hospitals, Louisville 40207 | a,c,f,h,i,j | 0 | 0 | 318 | 968 | Yes | 0 | 0 |
| KY | Western Baptist Hospital, Paducah 42001 | a,b,c,f,h,i | 0 | 0 | 322 | 1,300 | No | 27 | 0 |
| MS | Mississippi Baptist Medical Center, Jackson 39202 | a,b,c,d,f,h,i | 0 | 1 | 438 | 2,490 | No | .. | .. |
| MO | Baptist Medical Center, Kansas City 64131 | b,c,d,e,f,g,h,i | 5 | 18 | 177 | 893 | Yes | 0 | 10 |
| NC | North Carolina Baptist Hospitals, Inc., Winston–Salem 27103 | a,b,c,d,f,g,h,i | 308 | 376 | 605 | 3,572 | Yes | 0 | 76 |
| SC | Baptist Medical Center, Easley 29641–0687 | c,d,e,f,h,i | 0 | 0 | 96 | 379 | No | .. | .. |
| SC | Baptist Medical Center at Columbia, Columbia 29220 | a,c,f,h,i | 0 | 0 | 306 | 1,496 | Yes | 500*** | 18 |
| TN | Baptist Hospital, Inc., Nashville 37236 | a,b,c,d,f,h,i | 7 | 14 | 558 | 2,484 | No | .. | .. |
| TN | Baptist Memorial Hospital,* Memphis 38146 | a,b,c,d,e,f,g,h,i,j | 23 | 46 | 1,006 | 5,094 | No | .. | .. |
| TN | East Tennessee Baptist Hospital, Knoxville 37901 | b,c,d,f,h,i | 0 | 0 | 273 | 1,115 | Yes | 55 | 15 |
| TX | Baptist Memorial Hospital System,* San Antonio 78286 | a,b,c,d,f,g,h,i,j | 1 | 6 | 659 | 3,163 | Yes | 228 | 34 |
| TX | Baylor University Medical Center,** Dallas 75246 | a,b,c,d,f,g,h,i | 35 | 142 | 903 | 3,640 | No | 149 | 8 |
| TX | Hendrick Medical Center, Abilene 79601–2316 | a,c,d,e,f,h,i,j | 0 | 0 | 301 | 1,397 | Yes | 0 | 0 |
| TX | High Plains Baptist Hospital, Amarillo 79106 | b,c,d,f,h,i | 0 | 0 | 313 | 979 | No | .. | .. |
| TX | Hillcrest Baptist Medical Center, Waco 76703 | a,c,d,h,i,j | 0 | 0 | 117 | 922 | Yes | 0 | 0 |
| TX | The Baptist Hospital of Southeast Texas, Inc., Beaumont 77704 | b,c,d,h,i,j | 0 | 0 | 187 | 1,235 | No | .. | .. |
| TX | Valley Baptist Medical Center, Harlingen 78551 | a,b,c,d,e,f,h,i,j | 0 | 0 | 282 | 1,413 | Yes | 0 | 9 |
| VA | Virginia Baptist Hospital,** Lynchburg 24503 | a,c,d,e,f,h,i,j | 200 | 12 | 300 | 1,299 | No | 1 | 3 |

*Includes Baptist Hospital East and Baptist Hospital Highlands; data is a composite
†Joint ownership: Arkansas, Mississippi, and Tennessee
‡Includes three hospitals in San Antonio: Northeast, Southeast, and Baptist Medical Center; data is a composite
*1987 data
**1986 data
***Pastoral Care Annual Conference



## Hospitals—1988 (continued)

| State | Name and Location | Capital and Operating Program: Assets Total All Funds | Net Plant Assets | Other Assets | [illegible] | Receipts from Denomination Capital | Receipts from Denomination Operating | Religious Ministries: Number Chaplains | First Year Interns | Second Year Interns | Frequency Worship Service | Number Inpatient Baptist | Number Inpatients Other Denominations | Number Inpatients No Religion |
|---|---|---|---|---|---|---|---|---|---|---|---|---|---|---|
| AL | Baptist Memorial Hospital of Gadsden 35999 | $39,197,933 | $24,733,076 | $14,464,857 | $22,912,881 | $ | $ | 2 | | | Weekly | 6,167 | 2,014 | 1,322 |
| AL | Baptist Medical Center, Montgomery 36198 | 107,411,243 | 43,359,813 | 64,051,430 | 56,561,000 | | | 3 | [illegible] | 0 | Other | .. | .. | .. |
| GA | Georgia Baptist Medical Center,* Atlanta 30312 | 124,372,000 | 82,561,000 | 2,362,000 | 33,832,000 | | | 6 | [illegible] | 5 | Daily | 11,790 | 4,895 | 5,561 |
| KY | Central Baptist Hospital, Lexington 40503 | 77,173,744 | 42,415,788 | 19,891,776 | 30,740,442 | | | 3 | | | 2 Weekly | | 3,085 | 12,545 |
| KY | The Louisville Baptist Hospitals, Louisville 40207 | 86,158,987 | 38,983,303 | 15,726,212 | | | | 2 | | | Weekly | | .. | .. |
| KY | Western Baptist Hospital, Paducah 42001 | 74,490,278 | 35,030,555 | 39,482,723 | 24,342,459 | | 11,390 | 2 | | | Weekly | 8,238 | 7,835 | 1,063 |
| MS | Mississippi Baptist Medical Center, Jackson 39202 | 72,373,137 | 48,084,182 | 24,288,954 | 27,124,500 | | 168,702 | | | | None | 12,251 | 5,585 | 4,050 |
| MO | Baptist Medical Center, Kansas City 64131 | 56,186,793 | 32,145,685 | | 23,606,548 | | | 2 | 10 | 5 | Weekly | .. | .. | .. |
| NC | North Carolina Baptist Hospitals, Inc., Winston–Salem 27103 | 290,800,000 | 107,700,000 | 116,100,000 | 86,000,000 | | 937,000 | 4 | 10 | 2 | 4 Weekly | 9,927 | 4,317 | 1,774 |
| SC | Baptist Medical Center, Easley 29641–0687 | 21,540,165 | 13,552,880 | 7,987,475 | 9,694,382 | | 111,549 | 1 | | | Weekly | .. | .. | .. |
| SC | Baptist Medical Center at Columbia, Columbia 29220 | 132,475,089 | 87,201,879 | 19,656,007 | 40,622,656 | 140,000 | 484,591 | 5 | 7 | 0 | Daily | 5,655 | 11,481 | 5,221 |
| TN | Baptist Hospital, Inc., Nashville 37236 | .. | .. | .. | 29,628,[illegible] | | | 3 | | | 2 weekly | | .. | .. |
| TN | Baptist Memorial Hospital,* Memphis 38146 | 388,079,217 | 221,039,812 | 165,039,405 | 26,728,598 | | | 8 | | | Other | 19,536 | 16,221 | 12,928 |
| TN | East Tennessee Baptist Hospital, Knoxville 37901 | 58,628,589 | 26,830,513 | 31,798,076 | 6,841,562 | | | 6 | 4 | 1 | 2 Weekly | .. | .. | .. |
| TX | Baptist Memorial Hospital System,* San Antonio 78286 | 130,537,850 | 50,137,774 | 80,400,076 | 59,941,514 | | 383,369 | 7 | 11 | 3 | 2 Daily | 5,824 | 22,143 | 5,049 |
| TX | Baylor University Medical Center,** Dallas 75246 | 241,033,000 | 172,889,000 | 15,426,000 | 64,187,000 | | 155,318 | 8 | 6 | 2 | Daily | .. | .. | .. |
| TX | Hendrick Medical Center, Abilene 79601–2316 | 71,000,051 | 45,290,001 | 3,185,017 | 34,960,191 | | 298,682 | 6 | | | Daily | 4,657 | 6,380 | 1,689 |
| TX | High Plains Baptist Hospital, Amarillo 79106 | 102,346,671 | 47,065,932 | 55,280,739 | 58,915,000 | | 178,309 | 2 | | | 2 Daily | 3,495 | 4,581 | 2,214 |
| TX | Hillcrest Baptist Medical Center, Waco 76703 | 100,758,135 | 64,568,174 | 36,089,961 | 49,241,480 | | 318,355 | 3 | | | | 7,014 | 6,887 | 3,985 |
| TX | The Baptist Hospital of Southeast Texas, Inc., Beaumont 77704 | 28,372,229 | 13,028,389 | 15,343,860 | 12,319,830 | | 425,111 | 3 | | | Weekly | 4,030 | 3,515 | 817 |
| TX | Valley Baptist Medical Center, Harlingen 78551 | 94,464,906 | 60,034,892 | 34,430,114 | 62,868,416 | | 328,356 | 3 | | | 2 Weekly | 1,146 | 14,021 | 1,418 |
| VA | Virginia Baptist Hospital,** Lynchburg 24503 | 63,074,158 | 30,905,458 | 32,168,699 | | | 29,500 | 2 | 2 | 0 | Weekly | | .. | .. |

*Includes Baptist Hospital East and Baptist Hospital Highlands; data is a composite
†Joint ownership: Arkansas, Mississippi, and Tennessee
‡Includes three hospitals in San Antonio: Northeast, Southeast, and Baptist Medical Center; data is a composite
*1987 data
**1986 data

## Retirement Facilities—1988

| State | Name and Location | Administrator or Superintendent | Date Chartered | Capacity | Actual Number of Residents | Number of Buildings | Number of Employees | Gross Value of Home's Fixed Assets | How Financed |
|---|---|---|---|---|---|---|---|---|---|
| DC | Baptist Home of the District of Columbia (Thomas House) 1330 Massachusetts Ave., NW Washington 20005 | David M. Zwald | 1880 | 206 | 192 | 1 | 150 | $13,000,000 | Residents, Contributions |
| FL | Florida Baptist Retirement Center P.O. Box 460 Vero Beach 32961–0460 | Lois B. Thompson | 1959 | 78 | 75 | 12 | 36 | 1,000,500 | Cooperative Program, Residents, Gifts, Contributions |
| GA | Baptist Village, Inc. P.O. Drawer 179 Waycross 31501 | J. Olan Jones | 1953 | 338 | 308 | 11 | 250 | 14,071,384 | Residents, Georgia Baptist Convention, Gifts |
| GA | Georgia Baptist Homes, Inc. 374 Paces Ferry Road, NE Atlanta 30305 | Searcy S. Garrison | 1966 | 400 | 400 | 4 | 42 | 5,671,588 | Residents, Cooperative Program, Gifts, Georgia Baptist Convention, Special Gifts, and Endowments |
| KY | Baptist Convalescent Center, Inc. 120 E. Main Street Newport 41071 | Lee Hopkins | 1952 | 167 | 167 | 2 | 130 | 7,200,000 | Northern Kentucky Baptist Association, Patient Revenue, Gifts, and Bequests |
| LA | Arcadia Baptist Home 1109 Sixth Street Arcadia 71001 | Leamon Best | 1958 | 120 | 100 | 1 | 73 | 1,900,000 | Residents, Churches, State Convention |
| MD–DE | Baptist Home of Md.–Del., Inc. 10729 Park Heights Ave Owings Mills, MD 21117 | Randal Fowler | 1915 | 64 | 53 | 4 | 32 | 800,000 | Admission Fees, Endowment, State Convention, Churches, Private Contributions |
| MO | The Baptist Home, Inc. P.O. Box 87 Ironton 63650 | Edward C. Goodwin | 1913 | 214 | 210 | 10 | 150 | 6,250,000 | Residents, Cooperative Program, Wills, Gifts, and Endowments |
| MO | The Baptist Home P.O. Box 920 Chillicothe 64601 | Larry Johnson | 1988 | 34 | 33 | 1 | 25 | 2,250,000 | Residents, Cooperative Program, Wills, Gifts, Endowments |
| NC | Baptist Retirement Homes of NC, Inc.[1] 2900 Reynolds Park Road Winston–Salem 27107–1699 | William B. Stillerman | 1951 | 275 | 265 | 20 | 250 | 5,000,000 | Residents, Special Convention Offering, Cooperative Program, Bequests, Personal Gifts |
| OK | Baptist Retirement Village[2] P.O. Box 1[illegible] Owasso 7[illegible]055 | Robert D. Griffin | 1979 | 452 | 304 | 35 | 23 | 9,000,000 | Residents, Bonds, Contributions |
| OK | Hugo Baptist Retirement Center 1200 West Finley Hugo 74743 | Steven D. Thomas | 1959 | 104 | 104 | 7 | 80 | 5,000,000 | Residents, Bonds, Contributions |
| OK | Oklahoma City Baptist Retirement Center 9700 Mashburn Blvd. Oklahoma City 73132 | Larry L. Adams | 1965 | 480 | 460 | 66 | 102 | 18,000,000 | Residents, Bonds, Contributions |
| OK | Evergreen Care Center 12600 E. 73rd St. Owasso 74055 | Robert D. Griffin | 1986 | 120 | 107 | 1 | 75 | 2,800,000 | Residents, Contributions |
| SC | Bethea Baptist Home[4] P.O. Box 4000 Darlington 29532 | Horace Hawes | 1954 | 200 | 200 | 24 | 102 | 4,000,000 | Residents, Cooperative Program, Gifts |
| TN | Tennessee Baptist Adult Homes, Inc.[3] P.O. Box 728 Brentwood 37024–0728 | J. L. Ford | 1974 | 315 | 275 | 68 | 106 | 8,000,000 | Residents, Contributions, Wills, Gifts |
| TX | Buckner Baptist Haven 12601 Memorial Drive Houston 77024 | Elaine Warren Brewer | 1954 | 153 | 132 | 7 | 84 | 3,354,000 | Residents, Contributions, Endowments |
| TX | Buckner Baptist Ryburn Home 4810 Samuell Blvd. Dallas 75228 | Steven H. Lee | 1966 | 120 | 114 | 1 | 90 | 1,683,000 | Residents, Contributions, Endowments |
| TX | Buckner Baptist Trew Home 4800 Samuell Blvd. Dallas 75228 | Steven H. Lee | 1954 | 87 | 83 | 1 | 39 | 1,741,000 | Residents, Contributions, Endowments |
| TX | Buckner Inn 4812 Samuell Blvd. Dallas 75228 | Steven H. Lee | 1971 | 28 | 17 | 1 | 4 | 280,000 | Residents, Endowments |
| TX | Buckner Baptist Monte Siesta Home for the Aged 4700 [illegible]udmar Austin 78735 | James K. Triplett | 1970 | 128 | 112 | 1 | 71 | 2,872,000 | Residents, Contributions, Endowments |
| TX | Buckner Baptist Village[5] 4800 Samuell Blvd. Dallas 75228 | Steven H. Lee | 1975 | 96 | 85 | 32 | 2 | 2,824,000 | Residents |
| TX | Buckner–Villa Siesta Home 1001 E. Braker Lane Austin 78753 | James K. Triplett | 1970 | 123 | 92 | 4 | 69 | 2,455,000 | Residents, Contributions, Endowments |
| TX | Buckner Retirement Village 7111 Alabama El Paso 79904 | Sandy Means | 1984 | 16 | 0 | 4 | 1 | 1,956,000 | Residents |
| TX | Baptist Memorials Geriatric Center[6] 902 N. Main San Angelo 76903 | Taylor Henley | 1951 | 750 | 650 | 135 | 360 | 27,456,251 | Residents, Contributions, Endowments |
| VA | Virginia Baptist Homes[7] Corporate Office P.O. Box 191 Culpeper 22701 | Meredith K. Roberson | 1946 | 1001 | 826 | 26 | 375 | 20,441,470 | Cooperative Program, Gifts, Wills, Endowments, Residents |

[1]Made up of five group homes in Winston–Salem, Albemarle, Hamilton, Yanceyville, and Asheville, with nursing care, apartments, and administrative offices in Winston–Salem.
[2]Ministry of Rayola Baptist Community
[3]Facilities consist of nursing home and retirement village which is completed, statistics are a compilation
[4]Bethea Baptist Home is part of South Carolina Baptist Ministries for Aging, J. Thomas Garrett, director
[5]Buckner Townhouse and Buckner Quadplex were combined and are now called Buckner Baptist Village
[6]Consists of Baptist Memorials Village, Hospital, Skilled Nursing Home, and Intermediate Care Nursing Home
[7]Consists of homes in Newport News, Culpeper, and Richmond





## Children's Homes—1988

| State Convention | Name and Location | Executive Director or Superintendent | Average Number in Residence | No. Under Care Living Off Campus | Average Number Employees | Total Endowment | Received from Cooperative Program | Capital Expenditures | Total Expenditures | Gross Fixed Assets | Date Organized |
|---|---|---|---|---|---|---|---|---|---|---|---|
| AL | Alabama Baptist Children's Home, Inc.[1] P.O. Box 429, Troy 36081 | T. W. Collier | 136 | 145 | 71 | 3,714,588 | 141,151 | 237,080 | 2,441,503 | 4,151,175 | 1891 |
| AK | Alaska Baptist Family Service Center[3] 1600 O'Malley Road, Anchorage 99516 | Gordon Lantrip | 12 | 0 | 13 | 988,057 | | 20,000 | 502,412 | 1,495,500 | 1974 |
| AZ | Arizona Baptist Children's Services P.O. Box 27128, Phoenix 85061 | C. Truett Baker | 60 | 15 | 80 | 53,263 | 94,993 | 31,857 | 2,228,135 | 2,053,123 | 1958 |
| AR | Arkansas Baptist Family and Child Care Services[2] P.O. Box 552, Little Rock 72203 | Johnny G. Biggs | 94 | 337 | 63 | 2,970,615 | 366,826 | 35,000 | 1,524,998 | 5,418,317 | 1894 |
| DC | Baptist Home for Children[5] 6301 Greentree Road, Bethesda, MD 20817 | Jarrett K. Fishpaw | 55 | 0 | 35 | 1,539,000 | | 55,614 | 1,176,260 | 615,000 | 1914 |
| FL | Florida Baptist Children's Home[4] P.O. Box 8190, Lakeland 33802 | Richard E. Phillips | 123 | 26 | 99 | 4,400,000 | 796,375 | 123,000 | 3,338,000 | 8,038,000 | 1904 |
| FL | Baptist Home for Children, Jacksonville 32207 | Jim Cole | 56 | 4 | 26 | 1,700,000 | | 85,470 | 706,931 | 1,775,000 | 1926 |
| GA | Georgia Baptist Children's Home and Family Ministries, Inc.[6] 2930 Flowers Road, South, Atlanta 30341 | L. Don Duvall | 340 | 80 | 176 | 6,863,058 | | 455,198 | 5,855,818 | 11,163,525 | 1872 |
| IL | Baptist Children's Home, Inc.[7] Carmi 62821 | Leon Talley | 59 | 20 | 31 | 600,000 | | 150,000 | 900,000 | 2,000,000 | 1918 |
| KY | Kentucky Baptist Homes for Children[8] 10801 Shelbyville Road, Middletown 40243 | Curtis C. Mooney | 114 | 36 | 95 | 4,507,353 | 225,975 | 91,134 | 2,937,557 | 5,538,799 | 1869 |
| LA | Louisiana Baptist Children's Home P.O. Box 4196, Monroe 71211 | John R. Williams | 100 | 10 | 52 | 6,505,359 | 472,845 | 100,778 | 2,150,768 | 12,001,661 | 1899 |
| MS | The Baptist Children's Village Box 11308, Jackson 39213 | Paul N. Nunnery | 244 | 0 | 86 | 1,255,915 | 355,660 | 113,112 | 2,747,103 | 4,349,110 | 1897 |
| MO | Missouri Baptist Children's Home 11300 St. Charles Rock Road, Bridgeton 63044 | Raymond R. Kenison | 56 | 111 | 60 | 3,525,650 | 286,228 | 350,000 | 2,272,000 | 4,019,500 | 1886 |
| NM | New Mexico Baptist Children's Home P.O. Box 629, Portales 88130 | Jack O. Meeker | 40 | 0 | 22 | 1,426,909 | | 32,000 | 491,757 | 3,766,586 | 1919 |
| NC | Baptist Children's Home of North Carolina, Inc.[9] P.O. Box 338, Thomasville 27360 | Michael C. Blackwell, President | 358 | 138 | 275 | 6,936,157 | 1,522,938 | 366,896 | 6,622,851 | 13,243,569 | 1885 |
| OK | Department of Child Care of the Baptist General Convention of Oklahoma[10] 1141 North Robinson, Oklahoma City 73103 | Sam L. Garner | 158 | 152 | 100 | 19,500,000 | 344,917 | 28,105 | 3,134,318 | 9,980,000 | 1903 |
| SC | Connie Maxwell Children's Home[11] P.O. Box 1178, Greenwood 29648–1178 | Heyward Prince | 88 | 68 | 36 | 12,542,726 | 596,829 | 184,782 | 2,975,806 | 6,270,700 | 1891 |
| TN | Tennessee Baptist Children's Homes, Inc.[12] 205 Franklin Road, P.O. Box 728, Brentwood 37024–0728 | Gerald L. Stow | 148 | 84 | 92 | 4,576,515 | 1,070,724 | 428,526 | 2,856,013 | 7,424,944 | 1891 |
| TX | Buckner Baptist Benevolences[13] P.O. Box 271189, Dallas 75227 | R. C. Campbell | 462 | 478 | 339 | 59,000,000 | 664,000 | 2,198,000 | 21,982,000 | 29,248,000 | 1879 |
| TX | Baptist Children's Home at San Antonio 7404 Hwy. 90 West, San Antonio 78227 | Leland Hacker, President | 87 | 6 | 31 | 1,335,759 | 584,823 | | 1,163,940 | 2,042,149 | 1944 |
| TX | South Texas Children's Home P.O. Box 1210, Beeville 78102 | A. J. Green, Jr. | 88 | 98 | 52 | 6,239,522 | 720,936 | 748,619 | 1,841,987 | 6,445,665 | 1952 |
| TX | Texas Baptist Children's Home Box 7, Round Rock 79680 | Charles I. Wright | 60 | 65 | 40 | 5,186,612 | 767,792 | 78,000 | 2,626,525 | 9,884,181 | 1950 |
| VA | Virginia Baptist Children's Home and Family Services, P.O. Box 849, Salem 24153 | Don L. Bradley | 64 | 28 | 65 | 6,141,573 | 434,523 | 63,505 | 2,142,295 | 1,861,485 | 1890 |

[1]Branch homes in Decatur and Mobile; group home in Gardendale and Northport; maternity home in Mobile.
[2]Group home and foster–care program in Jonesboro; four emergency receiving homes.
[3]A multiservice agency consisting of cottages and shelter for homeless mothers/women.
[4]A multiservice agency with campuses in Lakeland, Miami, and Tallahassee and group homes in Okeechobee and Winter Haven. The agency offers counseling, foster care, adoptions, maternity care, emergency care, residential treatment, and developmental ministries.
[5]Sponsored by three associations.
[6]A multiservice agency consisting of three main campuses, group homes, family resource centers, counseling centers, emergency shelters, foster care, and eleven homes for developmental disabilities ministries (adult mental retardation facilities).
[7]A multiservice agency consisting of cottages, group homes, and a maternity center.
[8]A multiservice agency with homes at Middletown and Glendale.
[9]A multiservice agency consisting of four group care campuses, group homes, foster care, maternity care, therapeutic camp, family services center, and emergency care centers.
[10]A multiservice agency with homes in Oklahoma City, Edmond, Owasso, and Madill; also included are six group homes in Ada, Clinton, Deer Creek, Marlow, McAlester, and Mooreland.
[11]A multiservice agency providing group care, counseling, and family services programs in multiple locations in South Carolina.
[12]A multiservice agency consisting of three main campuses and two group homes which offer counseling and residential care, foster homes, three group alternative homes for expectant mothers, and adoption services; locations include Memphis, Nashville, Franklin, Chattanooga, Burrville, Johnson City, and Greeneville.
[13]A multiple unit agency with six homes in Dallas, Burnett, Lubbock, San Antonio, Amarillo, and Beaumont (includes many types of care.)
[14]1987 data.

## Southern Baptist Summary—1845-1988

| | Membership | Baptisms | Sunday School Enrollment | VBS Enrollment | Church Training Enrollment | Music Ministry Enrollment | WMU Enrollment | Brotherhood Enrollment | Church Property | Mission Gifts | Total All Gifts | Churches |
|---|---|---|---|---|---|---|---|---|---|---|---|---|
| 1845 | 351 951 | 23,222 | * | | | | | | $ | $ | $ | 4 126 |
| 1855 | 542 396 | 43 722 | | | | | | | | | | 6 590 |
| 1860[1] | 649 518 | 51 342 | | | | | | | | | | |
| 1879 | 1 516 351 | 53,760 | | | | | | | | | | |
| 1880 | 1 672 631 | 78 243 | 377 214 | | | | | | | | | 13 455 |
| 1883 | 934 817 | 53 908 | 502 105 | | | | | | | | | 13 513 |
| 1884 | 975 153 | 62 424 | 556 715 | | | | | | | | | 14 102 |
| 1885 | 1,013 160 | 65 197 | 326 003 | | | | | | 4 700 893 | 202 170 | 1 513 640 | 14 488 |
| 1886 | 1,071 823 | 90 877 | 372 929 | | | | | | 6,840 281 | 209 116 | 1 603 934 | 14 346 |
| 1887 | 1 125 892 | 83 158 | 448 365 | | | | | | 9 180 634 | 219 282 | 1 876,260 | 14 874 |
| 1888 | 1 165 812 | 73 052 | 539 083 | | | | | | 11 515 881 | 295 394 | 2 203,700 | 15,343 |
| 1889 | 1 194 654 | 77 507 | 549 127 | | | | | | 13 282 024 | 306 493 | 2 287 930 | 15 894 |
| 1890 | 1 235 908 | 81 806 | 577 230 | | | | | | 13 382 359 | 398 916 | 2 876,927 | 16,091 |
| 1891 | 1 282 220 | 84 076 | 494 845 | | | | | | 14 703 308 | | 3,252,716 | 16,654 |
| 1892 | 1 321 540 | 82 478 | | | | | | | 15,600 061 | | 3 045,689 | 17,710 |
| 1893 | 1 363 351 | 93 842 | | | | | | | 17 361 794 | | 3,218,789 | 17,346 |
| 1894 | 1 431 041 | 105,190 | 414 379 | | | | | | 17 913 444 | | 2 927 162 | 17,803 |
| 1895 | 1 468 991 | 90 877 | 576 711 | | | | | | 19 551 268 | | 2,970,429 | 18,143 |
| 1896 | 1 529 191 | 97 557 | 611 528 | | | | | | 18,351,855 | 425 871 | 2,547 347 | 18,678 |
| 1897 | 1 568,906 | 98 984 | 611 612 | | | | | | 18,681,227 | 667 190 | 2 895 080 | 18 922 |
| 1898 | 1 586 709 | 77 243 | 628,007 | | | | | | 19 207 537 | 613 946 | 2,857 071 | 18,873 |
| 1899 | 1 608 413 | 73 635 | 636 944 | | | | | | 19 437,323 | 701 323 | 3 069 507 | 18 963 |
| 1900 | 1 657 996 | 80 465 | 670 569 | | | | | | 20 025,344 | 881,219 | 3 456 014 | 19 558 |
| 1901 | 1 683 039 | 95 610 | 712 012 | | | | | | 20,637 619 | 971 984 | 4 016 394 | 19 653 |
| 1902 | 1 737 466 | 108 517 | 745 474 | | | | | | 21,513,888 | 1,086 308 | 4 571 325 | 19 911 |
| 1903 | 1 805,889 | 103 241 | 761 059 | | | | | | 22,828 672 | 1 127 794 | 5 038,253 | 20,431 |
| 1904 | 1 832,638 | 103 021 | 776 248 | | | | | | 23,824 590 | 1 210 134 | 5 379 081 | 20 402 |
| 1905 | 1 899,427 | 105 905 | 844 040 | | | | | | 25 471,209 | 1,476,330 | 6 083 860 | 21 802 |
| 1906 | 1 946 948 | 124 911 | 876 687 | | | | | | 27 917 149 | 1 704 130 | 7 108 934 | 20,776 |
| 1907 | 2 015 080 | 129 152 | 959 795 | | | | | | 30,861 438 | 1 817 556 | 7 863 416 | 21,266 |
| 1908 | 2 139 080 | 146 717 | * 055 721 | | | | | | 34 637 020 | 1 997 634 | 8,522,652 | 21 887 |
| 1909 | 2,218 911 | 140 980 | 1 131 981 | | | | | | 37 203 522 | 2 264 198 | 9,474 777 | 22,438 |
| 1910 | 2 332 464 | 134 440 | 1 248 116 | | | | | | 43,393 899 | 2 480 207 | 10 424 486 | 23,248 |
| 1911 | 2 421 203 | 132 396 | 1 288,014 | | 60 700 | | | | 46 843 897 | 2 522 161 | 10,926,406 | 23,676 |
| 1912 | 2 446 296 | 123 471 | 1 329 720 | | 76 665 | | | | 48,634 360 | 2,631 976 | 10 883,092 | 23,982 |
| 1913 | 2 522 633 | 137 396 | 1 491 426 | | 117 695 | | | | 53,392 795 | 2 811 515 | 12,158,587 | 24,171 |
| 1914 | 2 588 633 | 151 441 | 1 705 871 | | 159 932 | | | | 56 861 492 | 3 038,044 | 13,073,940 | 24,338 |
| 1915 | 2,685 552 | 168,235 | 1 760 802 | | 153,071 | | | | 58 319,638 | 2,977 667 | 12,541 890 | 24,451 |
| 1916 | 2 744 098 | 160 497 | 1 784 992 | | 175 540 | | | | 61 159 186 | 3 233,011 | 13,415 834 | 24,602 |
| 1917 | 2 844 301 | 148,699 | 1 835 811 | | | | | | 64 772 860 | 3 560 963 | 15 346 158 | 24 883 |
| 1918 | 2 887 428 | 113,833 | 1 759 208 | | 230 540 | | | | 69,974,092 | 4,911 105 | 17 852 929 | 24 851 |
| 1919 | 2 961 348 | 123,069 | 1 835 936 | | 301 873 | | | | 74 223 728 | 7 331,266 | 21,327,446 | 25,303 |
| 1920 | 3 149 346 | 173 595 | 1 926 610 | | 322,011 | | | | 97 732 990 | 14 038 661 | 34 882 082 | 27 444 |
| 1921 | 3 220 383 | 233 571 | 2 147 654 | | 384 215 | | | | 102 404,038 | 10 962 725 | 33,432,746 | 27,634 |
| 1922 | 3 366 211 | 224 844 | 2 220 035 | | 483 166 | | | | 115 346,960 | 9,849,857 | 32,167,978 | 27,919 |
| 1923 | 3 494 189 | 195 864 | 2 381 717 | | 495 149 | | 148 108 | | 127 121,096 | 9,393,618 | 34 439 436 | 27 611 |
| 1924 | 3 574 531 | 209 676 | 2 536 953 | | 546 193 | | 269 906 | | 141,737,127 | 9,863 154 | 37 359 615 | 27 517 |
| 1925[2] | 3,649,330 | 224 191 | 2 691 828 | 28 167 | 531 415 | | | | 165,909,278 | 8,255 435 | 39 627 009 | 24 341 |
| 1926[2] | 3,616 684 | 193 279 | 2 683 331 | 38 077 | 498 426 | | | | 195,005 216 | 8 161 411 | 39 855,829 | 24 774 |
| 1927[2] | 3 673 712 | 197 155 | 2 780 043 | | 480 190 | | 440 009 | | 205 705 944 | 7 843 652 | 39 787 237 | 24 274 |
| 1928[2] | 3 705 876 | 183 020 | 2 797 129 | 44 230 | 500 564 | | 523 736 | | 207,614 545 | 7 402 788 | 39 927 910 | 25 705 |
| 1929 | 3 770 645 | 175 631 | 2 776 665 | 51 079 | 501 405 | | 531 394 | | 213,327 088 | 7 641 330 | 39 337 149 | 24 010 |
| 1930 | 3 850 278 | 198 579 | 2 839 183 | 57 983 | 533 976 | | 624 659 | | 217 979,116 | 6 763 837 | 37 489 021 | 23,731 |
| 1931 | 3,944 566 | 211 253 | 2 952 910 | 69 786 | 546 948 | | 651 690 | | [illegible] | 5,819 375 | 32,618 128 | 23 806 |
| 1932 | 4 066 140 | 226,855 | 3 051 469 | 71 568 | 583,842 | | 563 830 | | 209 719,089 | 4,951 011 | 27 341 488 | 24 035 |
| 1933 | 4 173,978 | 211,393 | 3 069 484 | 83,600 | 618 283 | | 581 442 | | 204 376,293 | 3,860,774 | 23 289,361 | 24 270 |
| 1934 | 4,277,052 | 209 364 | 3 104 411 | 100 902 | 649,773 | | 571 702 | | 202 095,794 | 4,251,668 | 24,653,276 | 24 360 |
| 1935 | 4 389 417 | 220 047 | 3 157 458 | 140 878 | 662 004 | | 593 766 | | 202,101,914 | 4,624,515 | 26,888,567 | 24 537 |
| 1936 | 4 482 315 | 191 983 | 3 173 356 | 198 153 | 693 186 | | 595 852 | | 203 469,481 | 4 986,885 | 29 188,687 | 24 671 |
| 1937 | 4 595,602 | 204 567 | 3,211 707 | 264 247 | 742,201 | | 612,075 | | 206 668,413 | 5 702,150 | 32,265,687 | 24 844 |
| 1938 | 4 770 185 | 256,814 | 3 368 851 | 375,455 | 805,945 | | 715,402 | | 210,466,838 | 5,798,529 | 35,265,340 | 24,932 |
| 1939 | 4 949,174 | 269 155 | 3 523,853 | 421,377 | 874,791 | | 747,845 | | 214 724,695 | 6,267,263 | 37,136,531 | 25,018 |
| 1940 | 5 104 327 | 245,500 | 3,590,374 | 541,026 | 919,689 | | 758,151 | | 221,974 479 | 6 787 627 | 40 359,038 | 25,259 |
| 1941 | 5,238,132 | 209,593 | 3,553,467 | 617,404 | 954,179 | | 768 976 | | 232,944 315 | 7 822,340 | 44 857,607 | 25,603 |
| 1942 | 5,367,129 | 209,127 | 3,430,939 | 590,114 | 801,567 | | 748,465 | 54,868 | 204,131 184 | 9 681 772 | 52,247,622 | 25,737 |
| 1943 | 5,493 027 | 202,303 | 3,332,978 | 548 707 | 777,732 | | 715,433 | 33,009 | 248,168 495 | 13,455,640 | 63 067 085 | 25,790 |
| 1944 | 5 667 926 | 218,223 | 3,372,909 | 635,947 | 759,885 | | 719 186 | 34,750 | 295,534 009 | 17 300,389 | 76 588,615 | 25,965 |
| 1945 | 5 865 554 | 256 699 | 3,525,310 | 801,218 | 703,332 | | 738 360 | 38,538 | 276,089 771 | 22,490 751 | 98,458,425 | 26 191 |
| 1946 | 6,079 305 | 253,361 | 3,738,924 | 1 055,678 | 802 859 | | 767 521 | 71,412 | 313,053,779 | 27 240,704 | 115,226,949 | 26,401 |
| 1947 | 6 270,819 | 285 152 | 4 004,075 | 1,328 790 | 927 908 | | 761 907 | 97 146 | 366,830,652 | 28,471,014 | 132 362,846 | 26,764 |
| 1948 | 6,489 221 | 310,226 | 4,301,490 | 1 268 171 | 1 079,024 | | 856 332 | 119,230 | 450,489,517 | 30,605,598 | 155,574,504 | 26 822 |
| 1949 | 6,761,265 | 334,892 | 4 643,650 | 1 443,072 | 1,235 438 | | 943,135 | 142 412 | 548,261,564 | 31,316,818 | 178,337 307 | 27,285 |
| 1950 | 7,079,889 | 376,085 | 5,024,553 | 1 642 772 | 1 440 895 | | 1 033 479 | 167 744 | 645 271,741 | 33,402,224 | 197,242,154 | 27 788 |
| 1951 | 7,373 498 | 375,525 | 5 253,695 | 1 770 418 | 1,554,660 | | 1 087,427 | 185 587 | 761,510,838 | 37 268,172 | 222,838,109 | 28,289 |
| 1952 | 7,634,493 | 354 384 | 5 491 056 | 2,059,163 | 1 677 293 | | 1,143 993 | 214 486 | 890 697,339 | 45,822,838 | 248,004,289 | 28,865 |
| 1953 | 7,886,016 | 361 835 | 5,759,128 | 2,108 370 | 1 849 544 | | 1,188,080 | 242,918 | 1 020 504 214 | 48,427 760 | 278,851,129 | 29,496 |
| 1954 | 8,169,491 | 396,857 | 6,356,489 | 2,570 290 | 2,062,952 | | 1,302,060 | 273 406 | 1,162,761 138 | 52 926 157 | 305 573,654 | 29,899 |
| 1955 | 8,474,741 | 416 867 | 6 641 715 | 2,652,788 | 2,223,502 | | 1,245,358 | 404,281 | 1 323 453 534 | 58,360,247 | 334 836,283 | 30,377 |
| 1956 | 8,708,823 | 384 627 | 6,823,713 | 2,733,990 | 2,316,354 | | 1,267,850 | 445 630 | 1,491 385,336 | 64 954 516 | 372,136,675 | 30,834 |
| 1957 | 8,966,255 | 389,716 | 6,972,350 | 2,777,104 | 2,414,584 | 553,021 | 1,324,295 | 511 521 | 1,662,512 890 | 70 015,299 | 397 550 347 | 31 297 |
| 1958 | 9,206 758 | 407 892 | 7,096 175 | 2,903,157 | 2,503,920 | 622,694 | 1 395 974 | 582,497 | 1,825,474 318 | 74,750,699 | 419,619 438 | 31,498 |
| 1959 | 9 485,276 | 429 063 | 7 276,502 | 2,910,258 | 2,608,110 | 682,477 | 1 456 192 | 617,263 | 2,009,254 164 | 77 753 190 | 453 338 720 | 31,906 |
| 1960 | 9 731 591 | 386 469 | 7 382 550 | 3,004,730 | 2,664,730 | 646,696 | 1 484 589 | 619,105 | 2,204,351 556 | 81 924 906 | 480 608 972 | 32,251 |
| 1961 | 9 978,488 | 403,315 | 7,506,846 | 3,088,721 | 2,724,369 | 715,104 | 1 496 634 | 628,087 | 2,385,175,418 | 84,434 006 | 501 301 714 | 32,598 |
| 1962 | 10,193 052 | 381,510 | 7,570 455 | 3 176,559 | 2,747 581 | 791 477 | 1 489 352 | 628,063 | 2,567,836,860 | 91,433 845 | 540,813 457 | 32 892 |
| 1963 | 10 395 940 | 355,325 | 7,610 727 | 3 176,307 | 2,748 553 | 859 608 | 1 512,840[3] | 634,651 | 2,751 429,716 | 96,077 109 | 556,042 694 | 33 126 |
| 1964 | 10 601 515 | 374 418 | 7,671,165 | 3,216,238[4] | 2,722 029 | 923 871 | 1 509 484[3] | 603,696 | 2 954 380,965 | 100,164,740 | 591,587 981 | 33,388 |
| 1965 | 10 772 712 | 361,634 | 7,659,638 | 3,394 953 | 2,610 187 | 872 186 | 1,469,729[3] | 483,219 | 3 080,663,120 | 106,743,944 | 637 958,846 | 33,797[5] |
| 1966 | 10 949 493 | 360,959 | 7 603,685 | 3,388,924 | 2,552 073 | 945 004 | 1,459 828[3] | 463 553 | 3,273 868 971 | 115,197,437 | 669 779,972 | 33,949[5] |
| 1967 | 11 142,726 | 378 937 | 7 579,203 | 3 439 325 | 2,514 165 | 1,019,130 | 1 444 428[3] | 457 770 | 3 495 020 717 | 120,454,869 | 711 275,365 | 34,143[5] |
| 1968 | 11 332 229 | 373,025 | 7 545 513 | 3 227 705 | 2,455,497 | 1 038 290 | 1,407,673[3] | 448 738 | 3 656 597 050 | 128,023,731 | 761,877,082 | 34,295[5] |
| 1969 | 11 489,613 | 368 225 | 7 418,067 | 3,648,255 | 2 343 595 | 1,062 494 | 1,291 221[3] | 430,339 | 3,900 472 691 | 133 224,335 | 809 608 812 | 34,335[5] |
| 1970 | 11 629,880 | 368 863 | 7 290,447 | 3 212 436 | 2 228 217 | 1,076,487 | 1 199 813[3] | 422,527 | 4 127 738,253 | 138 500 883 | 857 098,689 | 34 360[5] |
| 1971 | 11 826 463 | 409 659 | 7 141 453[6] | 3,241 917 | 2,106 855 | 1,088,980 | 1,137,586[6] | 451 538[5] | 4,307 682 773 | 160 546,250[6] | 935,044 620 | 34 441[5] |
| 1972 | 12,067,284 | 445 725 | 7 177,651[6] | 3,240 514 | 2,044 445 | 1 173,004 | 1,125,641[6] | 454,272[6] | 4,601 622 835 | 174,772,885[6] | 1 023 146,829 | 34 534[5] |
| 1973 | 12,297 346 | 413 990 | 7 182 550 | 3,239 973 | 1 949 640 | 1,252,628 | 1,102,432[3] | 461,080 | 5,022 607 547 | 193,548 922 | 1 136,238,734 | 34,665[5] |
| 1974 | 12,515,842 | 410,482 | 7 190 829 | 3,354,681 | 1,904 986 | 1,304,068 | 1 115,149[3] | 460 713 | 5,614 906 403 | 219 389 030 | 1,258 557,004 | 34,734[5] |
| 1975 | 12 735,663 | 421 809 | 7 281 530 | 3,491,376 | 1 886 177 | 1 354 944 | 1,133,587[3] | 476,002 | 6,221 128 761 | 237 617 406 | 1 387 339 703 | 34 902[5] |
| 1976 | 12,922,605 | 384 496 | 7,458,375 | 3,275,013 | 1,850,406 | 1,372,598 | 1 139,034[3] | 478,981 | 6 897,558,829 | 262,373,823 | 1 545,977,274 | 35,073[5] |
| 1977 | 13,083 199 | 345,690 | 7 430 931 | 3 193,872 | 1,778,179 | 1 382,104 | 1 118,085[3] | 473 309 | 7 605 102,513 | 289,372 474 | 1 691,206,562 | 35,255[5] |
| 1978 | 13,196,979 | 336,050 | 7 338,046 | 3,179,015 | 1,775 701 | 1 424,693 | 1 094 966[3] | 466 698 | 8 455 626,539 | 316 919 377 | 1,869 703,706 | 35,404[5] |
| 1979 | 13,379 073 | 368 738 | 7 317 960 | 3,197 517 | 1 752,026 | 1 465,774 | 1 086 785[3] | 469 315 | 9 609,575 477 | 356 207,790 | 2 089 955,800 | 35,605[5] |
| 1980 | 13 606 808 | 429 742 | 7 433 405 | 3 338,824 | 1,795 619 | 1 527,397 | 1 100 043[3] | 495,666 | 10 768,305,191 | 401 499,506 | 2,315 149,038 | 35,831[5] |
| 1981 | 13 789,580 | 405 608 | 7 528,400 | 3,328,086 | 1,814 179 | 1,590,992 | 1 114 461[3] | 512,900 | 12,100 841,870 | 441,400,157 | 2 583 885,280 | 36,079[5] |
| [illegible] | 13 998,252 | 411 554 | 7 678 604 | 3 276 977 | 1,949,348 | 1 634 774 | 1 149 266[3] | 529 642 | 13 187 085 015 | 486,935,086 | 2 919,507 245 | 36,302[5] |
| 1983 | 14 185 454 | 394,606 | 7,815 443 | 3 244 355 | 1 987 390 | 1 656 764 | 1,175,354[3] | 565 349 | 14 514,045 215 | 529 283 289 | 3 165,237 965 | 36,531[5] |
| 1984 | 14 349,657 | 372,028 | 7,857,337 | 3 249 777 | 1 972 907 | 1 667,385 | 1 169 630[3] | 568,383 | [7] | 568,059 173 | 3,437 112,245 | 36,740[5] |
| 1985 | 14 486 403 | 351 071 | 7,960 796 | 3 304 463 | 1,969 038 | 1 677 738 | 1 165 240[3] | 573,740 | 16 079 145,240 | 610,668,080 | 3,638,340,885 | 36,979[5] |
| 1986 | 14 618 567 | 363,124 | 7,943 973 | 3 279 754 | 1 954,345 | 1 724 092 | 1 180 967[3] | 569 204 | 17,989,436 935 | 635 377 346 | 3 844,289,480 | 37 116[5] |
| 1987 | 14 727 770 | 338,495 | 7,942 106 | 3,319,671 | 1,953 933 | 1,738 294 | 1 197 476[3] | 572 987 | 19,066 871 365 | 662 691 289 | 4 008 914,325 | 37 286[5] |
| 1988 | 14 818 496 | 346 320 | 7,911,373 | 3 351 280 | 1,993 738 | 1,774 018 | 1,203,929[3] | 525,511 | 20,083,402 645 | 689,598 220 | 4,129 259,580 | 37 567[5] |

[1] No data available for 1861-71
[2] B M A s dropped from list
[3] Figures include statistics from the church as well as college and/or hospital BYWs
[4] Reported incorrectly in 1965 Southern Baptist Handbook
[5] Nonreporting churches are included. Nonreporting refers to those still affiliated with the Convention but who have not submitted a report for three or more years
[6] The data is not comparable to previous years. See page 36 in 1972 Handbook
[7] Not part of the 1984 Uniform Church Letter

## Affiliates of the Baptist World Alliance—1988

(Latest figures submitted to the BWA office in McLean, Virginia, March 1989)

In a few cases there has been no direct report for several years. The information provided is the most current available

| Africa | Churches | Church Members |
|---|---|---|
| **Angola**—Baptist Convention of Angola | 50 | 20,420 |
| Baptist Evangelical Church in Angola | 55 | 34,558 |
| **Burundi**—Union of Baptist Churches of Burundi | 14 | 10,730 |
| **Cameroon**—Cameroon Baptist Convention | 483 | 38,528 |
| Union of Baptist Churches of Cameroon | 170 | 43,000 |
| **Central African Republic**—Fraternal Union of Baptist Churches | 6 | 800 |
| **Ethiopia**—Baptist Evangelical Association of Ethiopia | 50 | 8,178 |
| **Ghana**—Ghana Baptist Convention | 137 | 18,100 |
| **Ivory Coast**—Evangelical Baptist Church | | |
| **Kenya**—Baptist Convention of Kenya | 750 | 45,000 |
| **Liberia**—Liberia Baptist Missionary and Educational Convention, Inc | 188 | 53,000 |
| **Malawi**—The African Baptist Assembly, Malawi, Inc. | 780 | 49,270 |
| Baptist Convention in Malawi | 264 | 20,000 |
| Evangelical Baptist Church | 77 | 6,800 |
| **Mozambique**—Baptist Convention of Mozambique | 7 | 500 |
| **Nigeria**—Mambilla Baptist Convention in Nigeria | 180 | 15,069 |
| Nigerian Baptist Convention | 2,704 | 456,095 |
| **Rwanda**—Union of Baptist Churches in Rwanda | 27 | 30,773 |
| **Sierra Leone**—Baptist Convention (Sierra Leone) | 27 | 2,586 |
| **South Africa**—Baptist Union of South Africa | 613 | 57,509 |
| Baptist Union of Transkei | 160 | 5,572 |
| **Tanzania**—Baptist Convention of Tanzania | 555 | 63,143 |
| **Togo**—Togo Baptist Association | 117 | 7,216 |
| **Uganda**—Baptist Union of Uganda | 200 | 15,000 |
| **Zaire**—Baptist Community of Bandundu | 30 | 22,316 |
| Baptist Community of Western Zaire | 435 | 218,471 |
| Baptist Community of the Zaire River | 221 | 178,944 |
| 48th Communaute des Eglises Baptists Autonomes | 7 | 7,000 |
| **Zambia**—Baptist Convention of Zambia | 350 | 25,000 |
| **Zimbabwe**—Baptist Convention of Zimbabwe | 173 | 30,000 |
| Baptist Union of Zimbabwe | 21 | 1,700 |
| **Totals for Africa** | **8,851** | **1,479,278** |
| **Asia** | | |
| **Australia**—The Baptist Union of Australia, Inc | 775 | 60,520 |
| **Bangladesh**—Bangladesh Baptist Fellowship | 108 | 4,063 |
| Bangladesh Baptist Sangha | 222 | 12,235 |
| Garo Baptist Convention | 136 | 8,967 |
| **Burma**—Burma Baptist Convention | 3,377 | 452,364 |
| Burma Seventh Day Baptist Conference | 15 | 810 |
| **Hong Kong**—Baptist Convention of Hong Kong | 55 | 36,618 |
| **India**—Baptist Church of Mizoram | 25 | 41,060 |
| The Baptist Union of India[1] | | |
| Bengal Orissa Bihar Baptist Convention | 66 | 5,119 |
| Convention of Baptist Churches of the Northern Circars | 210 | 125,000 |
| Council of Baptist Churches in North East India | 3,969 | 488,367 |
| Council of Baptist Churches in Northern India | 470 | 60,000 |
| Karnataka Baptist Convention | 90 | 12,000 |
| North Bank Baptist Christian Association | 416 | 28,423 |
| Samavesam of Telugu Baptist Churches | 721 | 312,000 |
| **Indonesia**—Convention of Indonesian Baptist Churches | 75 | 6,050 |
| Union of Indonesian Baptist Churches | 106 | 72,000 |
| **Japan**—Japan Baptist Convention | 214 | 28,799 |
| Japan Baptist Union | 54 | 4,586 |
| **Korea**—Korea Baptist Convention | 1,400 | 300,000 |
| **Malaysia**—Malaysia Baptist Convention | 94 | 5,208 |
| **New Zealand**—Australasian Conference of Seventh Day Baptists | 5 | 123 |
| The Baptist Union of New Zealand | 199 | 23,466 |
| **Okinawa**—Okinawa Baptist Convention | 30 | 2,160 |
| **Papua New Guinea**—Baptist Union of Papua New Guinea, Inc | 335 | 36,500 |
| **Philippines**—Baptist Conference of the Philippines, Inc | 137 | 8,372 |
| Convention of Philippine Baptist Churches, Inc | 702 | 68,810 |
| General Baptist Church of the Philippines, Inc | 304 | 15,140 |
| Luzon Convention of Baptist Churches, Inc | 268 | 31,859 |
| Mindanao Convention of Southern Baptist Churches | 889 | 52,166 |
| **Singapore**—Singapore Baptist Convention | 24 | 5,800 |
| **Sri Lanka**—Sri Lanka Baptist Sangamaya | 20 | 2,284 |
| **Taiwan**—Chinese Baptist Convention | 152 | 17,162 |
| **Thailand**—Thailand Baptist Convention | 217 | 23,100 |
| **Totals for Asia** | **15,880** | **2,352,131** |
| **Central America and Caribbean Islands** | | |
| **Antigua**—Antigua Baptist Association | 4 | 560 |
| **Bahamas**—Bahames National Baptist Missionary and Education Convention | 211 | 5,000 |
| **Barbados**—Barbados Baptist Convention | 4 | 421 |
| **Bermuda**—Bermuda Baptist Fellowship | 3 | 329 |
| **Costa Rica**—Baptist Convention of Costa Rica | 20 | 1,936 |
| **Cuba**—Baptist Convention of Eastern Cuba | 120 | 5,969 |
| Baptist Convention of Western Cuba | 102 | 6,150 |
| **Dominican Republic**—Dominican Baptist Convention | 14 | 1,075 |
| **El Salvador**—Baptist Association of El Salvador | 58 | 7,069 |
| **Guatemala**—Convention of Baptist Churches of Guatemala | 116 | 11,890 |
| **Haiti**—Haitian Baptist Convention | 91 | 49,140 |
| Baptist Haiti Mission | 278 | 30,000 |
| **Honduras**—National Convention of Baptist Churches | 56 | 4,500 |
| **Jamaica**—Jamaica Baptist Union | 281 | 39,991 |
| **Nicaragua**—Baptist Convention of Nicaragua | 68 | 7,185 |
| **Panama**—The Baptist Convention of Panama | 84 | 7,068 |
| **Trinidad and Tobago**—Baptist Union of Trinidad and Tobago | 22 | 3,300 |
| **Totals for Central America and Caribbean Islands** | **1,532** | **181,583** |
| **Europe** | | |
| **Austria**—Baptist Union of Austria | 12 | 727 |
| **Belgium**—Union of Evangelical Baptist Churches | 11 | 730 |
| **Bulgaria**—Union of Baptist Churches in Bulgaria | 12 | 730 |
| **Czechoslovakia**—Baptist Union of Czechoslovakia | 29 | 4,017 |
| **Denmark**—The Baptist Union of Denmark | 44 | 6,106 |
| **Europe**—European Baptist Convention (English Language) | 50 | 4,150 |
| **Finland**—Finnish Baptist Union (Finnish Speaking) | 10 | 844 |
| Baptist Union of Finland (Swedish speaking) | 21 | 1,742 |
| **France**—Federation of Baptist Evangelical Churches | 80 | 4,250 |
| **Germany, Democratic Republic**—Union of Evangelical Free Churches in the GDR | 220 | 19,427 |
| **Germany, Federal Republic**—Union of Evangelical Free Churches in Germany (FRG) | 405 | 70,059 |
| **Hungary**—Baptist Union of Hungary | 202 | 12,000 |
| **Italy**—Baptist Evangelical Christian Union of Italy | 81 | 4,448 |
| **Netherlands**—Union of Baptist Churches in the Netherlands | 82 | 12,342 |
| **Norway**—Baptist Union of Norway | 65 | 5,908 |
| **Poland**—Polish Baptist Union | 57 | 3,033 |
| **Portugal**—Portuguese Baptist Convention | 57 | 3,612 |

| | Churches | Church Members |
|---|---|---|
| **Romania**—Baptist Union of R.S. Romania | 66 | 160,000 |
| **Spain**—Baptist Evangelical Union of Spain | 61 | 6,500 |
| **Sweden**—Baptist Union of Sweden | 363 | 20,741 |
| **Switzerland**—Union of Baptist Churches in Switzerland | 15 | 1,364 |
| **Union of Soviet Socialist Republics**—All Union Council of Evangelical Christians-Baptists | 5,020 | 548,000 |
| **United Kingdom**—Baptist Union of Great Britain | 2,132 | 170,610 |
| Baptist Union of Scotland | 165 | 14,936 |
| Baptist Union of Wales | 589 | 3,462 |
| **Yugoslavia**—Baptist Union of Yugoslavia | 123 | 3,685 |
| **Totals for Europe** | **9,972** | **1,110,423** |
| **Middle East** | | |
| **Israel**—Association of Baptist Churches in Israel | 7 | 469 |
| **Jordan**—Jordan Baptist Convention | 8 | 500 |
| **Lebanon**—Lebanese Baptist Convention | 13 | 700 |
| **Totals for Middle East** | **28** | **1,669** |
| **North America** | | |
| **Canada**—Canadian Baptist Federation | 1,140 | 128,733 |
| **Mexico**—National Baptist Convention of Mexico | 445 | 42,099 |
| **United States of America** | | |
| American Baptist Churches in the USA | 5,722 | 1,555,306 |
| Baptist General Conference | 775 | 134,396 |
| General Association of General Baptists | 1,266 | 88,335 |
| Lott Carey Baptist Foreign Mission Convention, USA[1] | ..... | 1,000 |
| National Baptist Convention of America | 12,400 | 3,500,000 |
| National Baptist Convention, USA, Inc. | 30,268 | 7,700,000 |
| North American Baptist Conference | 365 | 59,385 |
| Progressive National Baptist Convention, Inc. | 1,200 | 1,500,000 |
| Seventh Day Baptist General Conference, USA and Canada | 69 | 5,142 |
| Southern Baptist Convention | 37,567 | 14,818,496 |
| Union of Latvian Baptists in America | 8 | 454 |
| **Totals for North America** | **91,225** | **29,533,346** |
| **South America** | | |
| **Argentina**—Baptist Evangelical Convention | 364 | 32,000 |
| **Bolivia**—Baptist Convention of Bolivia | 20 | 1,325 |
| Baptist Union of Bolivia | 90 | 10,500 |
| **Brazil**—Baptist Convention of Brazil | 4,450 | 740,000 |
| **Chile**—Baptist Evangelical Convention of Chile | 204 | 21,302 |
| **Colombia**—Baptist Convention of Colombia | 95 | 11,000 |
| **Ecuador**—The Baptist Convention of Ecuador | 90 | 6,000 |
| **Guyana**—Baptist Cooperative Convention of Guyana | 13 | 1,149 |
| **Paraguay**—Baptist Evangelical Convention of Paraguay | 56 | 5,966 |
| **Peru**—Baptist Evangelical Convention of Peru | 76 | 6,100 |
| **Uruguay**—Baptist Evangelical Convention of Uruguay | 53 | 2,600 |
| **Venezuela**—National Baptist Convention of Venezuela | 147 | 12,000 |
| **Totals for South America** | **5,658** | **849,942** |
| **Grand Totals** | **133,146** | **35,508,372** |

[1]All churches of this body are believed to be members of other BWA affiliates and are counted in those figures.
Source: Baptist World Alliance.



## Percent Change in Number of Churches and Inclusive Membership for Selected Denominations in the Unites States, 1985–1986

| Denomination | Number of Churches 1985 | Number of Churches 1986 | Percent Change | Inclusive Membership 1985 | Inclusive Membership 1986 | Percent Change |
|---|---|---|---|---|---|---|
| Southern Baptist Convention | 36,898 | 37,072 | .47 | 14,477,364 | 14,613,618 | .94 |
| The United Methodist Church | 37,876 | * | * | 9,150,668 | * | * |
| Presbyterian Church (U.S.A.) | 11,554 | 11,531 | -.20 | 3,048,235 | 3,007,322 | -1.34 |
| Lutheran Church in America | 5,817 | 5,832 | .26 | 2,898,202 | 2,896,138 | -.07 |
| The Episcopal Church | 7,274 | 7,054 | -3.00 | 2,739,422 | 2,504,507 | -8.56 |
| Lutheran Church–Missouri Synod | 5,876 | 5,897 | .36 | 2,628,164 | 2,630,588 | .09 |
| The American Lutheran Church | 4,940 | 4,959 | .38 | 2,332,316 | 2,319,443 | -.55 |

* Figures not available
Source: *Yearbook of American and Canadian Churches, 1988*, pp.246-252. *Yearbook of American and Canadian Churches, 1987*, pp.240-245.

## Financial Reports from Religious Bodies in the United States—1987

| Religious Body | [illegible] as Percentage of Total Contributions | Per Member Report: Total Benevolences | Per Member Report: Congregational Expenses | Per Member Report: Total Contributions |
|---|---|---|---|---|
| Alaska Moravian Church | 8.17% | $ 15.24 | $ 171.38 | $ 186.62 |
| [illegible] | 16.23 | 35.45 | 182.96 | 218.41 |
| Associate Reformed Presbyterian Church (General Synod) | 30.34 | 163.75 | 375.95 | 539.70 |
| Baptist General Conference | | | | |
| Baptist Missionary Association of America | 16.64 | 36.88 | 184.78 | 221.66 |
| Brethren in Christ Church | 21.89 | 194.59 | 694.31 | 888.90 |
| Christian and Missionary Alliance | 19.14 | 209.62 | 885.39 | 1,095.01 |
| Christian Church (Disciples of Christ) | 12.94 | 59.47 | 400.08 | 459.55 |
| Church of God (Anderson, IN) | 14.00 | 102.05 | 626.42 | 728.47 |
| Church of God General Conference (Oregon, IL) | | | | |
| Church of the Brethren | 29.97 | 125.55 | 293.39 | 418.94 |
| Church of the Nazarene | 13.61 | 85.56 | 542.85 | 628.41 |
| Churches of God, General Conference | 17.73 | 84.26 | 390.89 | 475.15 |
| Conservative Congregational Christian Conference | 19.43 | 127.11 | 527.01 | 654.12 |
| Cumberland Presbyterian Church | 14.02 | 43.46 | 266.47 | 309.93 |
| The Episcopal Church | 16.14 | 109.53 | 569.02 | 678.55 |
| Evangelical Congregational Church | 21.90 | 96.30 | 343.78 | 439.78 |
| Evangelical Covenant Church | 19.34 | 168.73 | 703.82 | 872.55 |
| Evangelical Lutheran Church in America | 13.54 | 42.93 | 274.07 | 317.00 |
| Evangelical Lutheran Synod | 16.96 | 68.10 | 333.43 | 401.53 |
| Evangelical Mennonite Church* | 36.32 | 370.83 | 650.30 | 1021.13 |
| Evangelical Methodist Church | 22.45 | 79.33 | 273.96 | 353.29 |
| Evangelical Presbyterian Church* | 11.57 | 98.44 | 752.74 | 851.18 |
| Free Methodist Church of North America | 17.23 | 173.55 | 833.77 | 1,007.32 |
| Friends United Meeting | 20.87 | 76.98 | 291.87 | 368.85 |
| Fundamental Methodist Church | 9.45 | 22.05 | 211.35 | 233.40 |
| General Association of General Baptists | 7.90 | 24.34 | 283.63 | 307.97 |
| International Pentecostal Church of Christ | | | | |
| The Latvian Evangelical Lutheran Church in America | 11.18 | 24.81 | 197.05 | 221.86 |
| Lutheran Church—Missouri Synod | 15.03 | 55.58 | 314.32 | 369.91 |
| Mennonite Church | 36.64 | 269.46 | 466.03 | 735.49 |
| Mennonite Church, The General Conference | 42.31 | 243.01 | 331.37 | 574.38 |
| The Missionary Church | | | | |
| Moravian Church in America, Northern Province | 10.91 | 48.06 | 392.42 | 440.48 |
| North American Baptist Conference | | | | |
| The Orthodox Presbyterian Church | 19.70 | 182.35 | 743.12 | 925.47 |
| Presbyterian Church (U.S.A.) | 15.05 | 83.31 | 470.22 | 553.53 |
| Presbyterian Church in America | 26.10 | 234.40 | 663.77 | 898.17 |
| Primitive Church in In the U.S.A. | 12.37 | 105.50 | 747.55 | 853.05 |
| Reformed Church in America | 17.34 | 118.10 | 563.18 | 681.28 |
| Reformed Episcopal Church | 18.14 | 226.55 | 1,022.58 | 1,249.13 |
| Seventh-Day Adventist Church | 69.19 | 554.73 | 247.06 | 801.79 |
| [illegible]* | 15.43 | 45.00 | 246.55 | 291.55 |
| United Church of Christ | 12.90 | 40.22 | 271.69 | 311.91 |
| The United Methodist Church** | 22.84 | 61.58 | 208.03 | 269.61 |
| Unity of the Brethren | 4.00 | 13.26 | 318.14 | 331.40 |
| Wisconsin Evangelical Lutheran Synod | 16.14 | 69.99 | 363.73 | 433.72 |

*1988 data
**1987 data



## Membership Statistics of Larger Religious Bodies in the United States[1]

| Religious Body | Year Reported | No. of Churches | Total Church Membership | Sunday School Enrollment[2] |
|---|---|---|---|---|
| African Methodist Episcopal Church | 1981 | 6,200 | 2,210,000 | |
| African Methodist Episcopal Zion Church | 1987 | 6,060 | 1,220,260 | 255,554 |
| American Baptist Association | [illegible] | 1,705 | [illegible] | |
| American Baptist Churches in the U.S.A. | 1987 | 5,833 | 1,568,778 | 368,930 |
| Antiochian Orthodox Christian Archdiocese of North America, The | 1985 | 150 | 280,000 | |
| Armenian Church of America, Diocese of the | 1979 | 66 | 450,000 | |
| Assemblies of God | 1987 | 11,004 | 2,160,667 | 1,415,444 |
| Baptist Bible Fellowship, International | 1986 | 3,449 | 1,405,900 | |
| Baptist General Conference | [illegible] | 762 | [illegible] | 74,611 |
| Baptist Missionary Association of America | 1987 | 1,347 | 227,638 | 97,247 |
| Christian and Missionary Alliance, The | 1987 | 1,785 | 244,296 | 171,084 |
| Christian Church (Disciples of Christ) | 1987 | 4,195 | 1,086,668 | 331,487 |
| Christian Churches and Churches of Christ | [illegible] | 5,614 | [illegible] | |
| Christian Methodist Episcopal Church | 1983 | 2,340 | 718,922 | |
| Christian Reformed Church in North America | 1987 | 682 | 225,451 | |
| Church of God (Anderson, IN) | 1987 | 2,314 | 198,552 | 196,205 |
| Church of God (Cleveland, TN) | 1984 | 5,346 | 505,775 | |
| Church of God in Christ, The | 1982 | 9,982 | 3,709,651 | |
| Church of God in Christ, International, The | [illegible] | [illegible] | 200,000 | |
| Church of Jesus Christ of Latter-Day Saints, The | 1987 | 6,682 | 4,000,000 | 3,716,500 |
| Church of the Brethren | 1987 | 1,052 | 154,067 | 56,848 |
| Church of the Nazarene | 1987 | 5,080 | 543,762 | 850,668 |
| Churches of Christ | 1987 | 13,364 | 1,623,754 | |
| Community Churches, International Council of | 1988 | 200 | 200,000 | |
| Conservative Baptist Association of America | 1982 | 1,140 | 225,000 | |
| Episcopal Church, The | 1987 | 7,387 | 2,462,300 | 558,944 |
| Evangelical Lutheran Church in America | 1987 | 11,133 | 5,288,230 | |
| Free Will Baptists | 1987 | 2,524 | 200,387 | 159,390 |
| General Association of Regular Baptist Churches | 1981 | 1,571 | 300,839 | |
| Greek Orthodox Archdiocese of North and South America | 1977 | [illegible] | 1,950,000 | |
| International Church of the Foursquare Gospel | 1987 | 1,290 | 192,327 | 45,227 |
| Jehovah's Witness | 1987 | 8,547 | 773,219 | |
| Jews | 1987 | 3,416 | 5,943,347 | |
| Liberty Baptist Fellowship | 1987 | 510 | 200,000 | |
| Lutheran Church—Missouri Synod, The | 1987 | 5,912 | 2,514,375 | 658,023 |
| National Baptist Convention of America | 1956 | [illegible] | 2,668,799 | |
| National Baptist Convention, U.S.A., Inc | 1958 | 26,000 | 5,500,000 | |
| National Primitive Baptist Convention, Inc | 1975 | 606 | 250,000 | |
| Orthodox Church in America | [illegible] | [illegible] | 1,000,000 | |
| Polish National Catholic Church of America | 1960 | [illegible] | 282,411 | |
| Presbyterian Church in America | 1987 | 924 | 190,960 | 90,986 |
| Presbyterian Church (U.S.A.) | 1987 | 11,513 | 2,967,781 | 1,095,792 |
| Progressive National Baptist Convention, Inc | 1967 | 655 | 521,692 | |
| Reformed Church in America | 1987 | 925 | 338,348 | 99,66[illegible] |
| Reorganized Church of Jesus Christ of Latter-Day Saints | 1987 | 1,097 | 191,618 | |
| Roman Catholic Church, The | 1987 | 23,552 | 53,496,862 | 7,146,930 |
| Salvation Army, The | 1987 | 1,097 | 434,002 | 110,584 |
| Seventh-Day Adventist Church | 1987 | 4,096 | 675,702 | 511,572 |
| Southern Baptist Convention | 1988 | 37,587 | 14,818,496 | 7,911,373 |
| Unitarian-Universalist Association | 1986 | 956 | 173,167 | |
| United Church of Christ | 1987 | 6,395 | 1,652,568 | 435,628 |
| United Methodist Church, The | 1986 | 37,750 | 9,124,575 | |
| United Pentecostal Church, International | 1988 | [illegible] | 500,000 | |
| Wisconsin Evangelical Lutheran Synod | 1987 | 1,187 | 418,791 | 49,387 |
| **Totals** | | 311,207 | 139,653,422 | 26,408,275 |
| **Plus Totals of 165 Smaller Bodies** | | 38,503 | 4,273,263 | 776,551 |
| **Grand Totals** | | 349,710 | 143,926,685 | 27,184,826 |

[1] Religious Bodies with membership of 125,000 or more
[2] Data only for 1987 or 1988
Source: *Year Book of American and Canadian Churches, 1989*

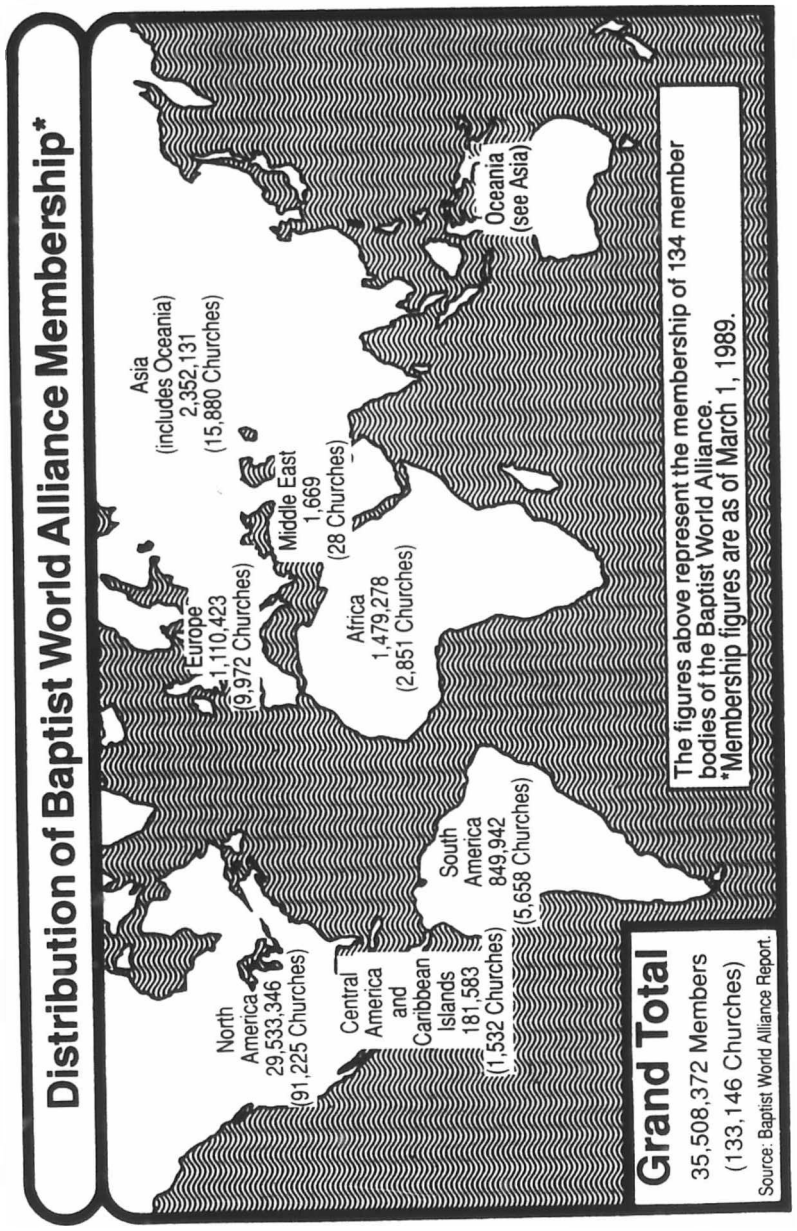




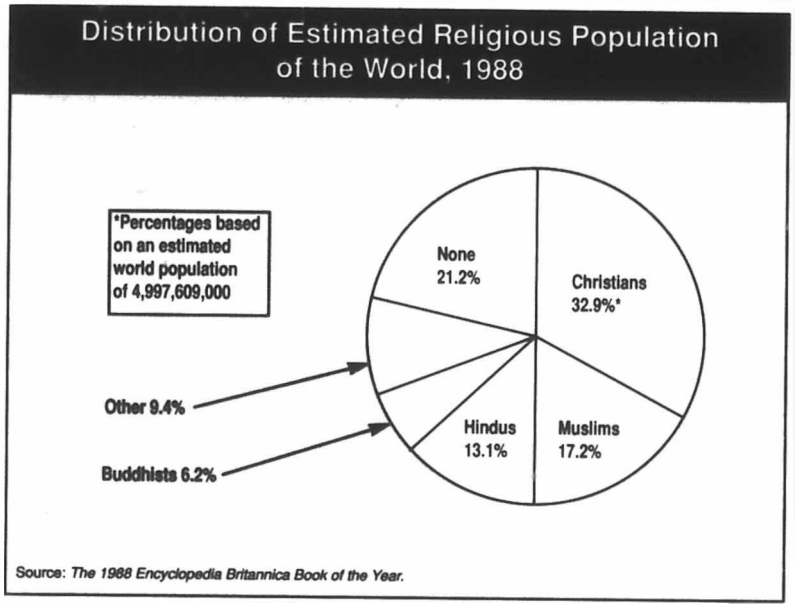


## Estimated Membership of the Principal Religions of the World[1]

| Religion | North America[2] | South America | Europe[3] | Asia | Africa | Oceania[4] | World |
|---|---|---|---|---|---|---|---|
| Total Christians | [illegible] | 195 [illegible] | [illegible] 294 [illegible] | [illegible]07 [illegible] | 271 [illegible] | 21 287 000 | [illegible] |
| Roman Catholics | [illegible] | [illegible] | [illegible] | 90 [illegible] 100 | 102 [illegible] | [illegible] 000 | [illegible] |
| Protestants | [illegible] | [illegible] | [illegible] | 58 [illegible] 100 | 71 [illegible] | 510 000 | [illegible] |
| Orthodox | [illegible] | [illegible] | [illegible] | 3 [illegible] 000 | 24 [illegible] | 507 400 | [illegible] |
| Anglicans | [illegible] | 1 [illegible] | [illegible] | [illegible] | 22 [illegible] | 5 350 000 | [illegible] |
| Other Denominations | [illegible] | 7 [illegible] | 11 636 [illegible] | 54 [illegible] 500 | 49 [illegible] | 185 100 | [illegible] |
| Muslims | [illegible] | [illegible] | [illegible] | 571 [illegible] 500 | 245 [illegible] | 96 000 | [illegible] |
| Non-religious | [illegible] | 13 [illegible] | [illegible] 255 [illegible] | 662 [illegible] 700 | 1 [illegible] | [illegible] 400 | [illegible] 770 |
| Hindus | [illegible] | [illegible] | 591 [illegible] | 651 [illegible] 000 | 1 [illegible] | 250 000 | [illegible] 200 |
| Buddhists | [illegible] | [illegible] | 536 [illegible] | 308 [illegible] 300 | [illegible] | 18 000 | [illegible] 100 |
| Atheists | 1 [illegible] | 2 [illegible] | [illegible] 577 [illegible] | 142 [illegible] 000 | [illegible] | 312 000 | [illegible] 500 |
| Chinese folk religionists | [illegible] | [illegible] | 49 [illegible] | 187 [illegible] 500 | [illegible] | 18 000 | [illegible] 100 |
| New religionists | [illegible] | [illegible] | 34 [illegible] | 109 [illegible] 200 | [illegible] | 9 100 | [illegible] 100 |
| Tribal religionists | [illegible] | 1 [illegible] | [illegible] | 25 [illegible] 200 | 68 [illegible] | [illegible] 000 | [illegible] 750 |
| Jews | [illegible] | [illegible] | [illegible] 606 [illegible] | 4 [illegible] 800 | [illegible] | [illegible] 000 | [illegible] 400 |
| Sikhs | [illegible] 500 | [illegible] | 215 [illegible] | 16 [illegible] 000 | [illegible] | [illegible] 600 | [illegible] 150 |
| Shamanists | 200 | [illegible] | 150 [illegible] | 12 [illegible] 000 | [illegible] | 200 | [illegible] 200 |
| Confucians | [illegible] 000 | [illegible] | 1 [illegible] | 5 [illegible] 000 | [illegible] | 200 | [illegible] 400 |
| [illegible] | [illegible] 000 | [illegible] | 75 [illegible] | 2 [illegible] 480 | [illegible] | 59 000 | [illegible] 900 |
| Jains | [illegible] 000 | [illegible] | 9 [illegible] | 3 [illegible] 500 | [illegible] | 900 | [illegible] 829 |
| Shintoists | [illegible] 000 | [illegible] | [illegible] | 3 [illegible] 200 | [illegible] | 500 | [illegible] 010 |
| Other religionists | [illegible] 000 | 6 [illegible] | [illegible] 14 [illegible] | [illegible] 000 | [illegible] | 25 000 | [illegible] 600 |
| Total Population | 268 264 000 | 423 053 000 | 778 522 000 | 2 913 190 000 | 589 208 000 | 25 372 000 | 4 997 609 000 |

Statistics of the world's religions are only very rough approximations. Aside from Christianity, few religions, if any, attempt to keep statistical records, and even Protestants and Catholics employ different methods of counting members. All persons of whatever age who have received baptism in the Catholic Church are counted as members, while in most Protestant Churches only those who "join" the church are numbered. The compiling of statistics is further complicated by the fact that in China one may be at the same time a Confucian, a Taoist, and a Buddhist. In Japan one may be both a Buddhist and a Shintoist.

[1]Includes Central America and West Indies.

[3]Includes the U.S.S.R. and other countries with established Marxist ideology where continuing religious adherence is difficult to estimate.

[4]Includes Australia and New Zealand, as well as islands of the South Pacific.

Source: *Information Please Almanac, 1989.*

Percent of United States Adults Attending Church Synagogue During Average Week, 1986, by Sex Religious Preference, and Race

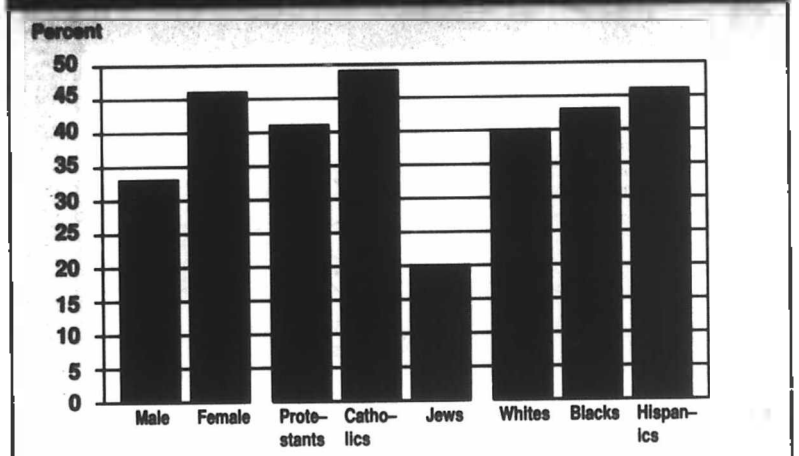


Source: *Yearbook of American and Canadian Churches, 1988*, p. 286.

## Directory of Christian Groups in United States

### I. Cooperative Agencies

**National Council of the Churches of Christ in the U.S.A.:** 475 Riverside Drive, New York, NY 10115. Patricia McClung, pres.; Arie Brouwer, gen. sec.; James A. Hamilton, assoc. gen. sec.; Eileen Lindner, assoc. gen. sec.; Dorothy J. Marple, asst. gen. sec.; Sande Ellinson, asst. gen. sec.

**Division of Church and Society:** Kenyon Burke, assoc. gen. sec.

**Division of Education and Ministry:** Arthur O. Van Eck, assoc. gen. sec.

**Section on Education for Christian Life and Mission:** Dorothy R. Savage, Ima Jean Kidd, interim execs.

**Section on Global Education:** Loretta W. Force, exec. dir., 2115 N. Charles Street, Baltimore, MD 21218

**Section on Ecumenical Ministries and Education:**

---

**Section on Professional Church Leadership:** Arthur O. Van Eck, acting dir.

**Section on Bible Translation and Utilization:** Arthur O. Van Eck, staff

**Division of Overseas Ministries:** L. Newton Thurber, acting assoc. gen. sec.

**Division of Church World Service:** Ann N. Beardslee, acting assoc. gen. sec.

**Communication Unit:** J. Martin Bailey, acting assoc. gen. sec.

**Commission on Faith and Order:** Jeffrey Gros, asst. gen. sec.

**Commission on Regional and Local Ecumenism:** Kathleen S. Hurty, asst. gen. sec.

**Commission on Stewardship:** Ronald E. Vallet, asst. gen. sec.

**Commission on Justice and Liberation:** Lois Dauway, asst. gen. sec.

**Administration and Finance:** Ruth M. Woodcock, assoc. gen. sec.

**Office of Finance and Services**

**Department of Financial Management:** Leo Lamb, controller

**Department of Business Services:** Dorothy L. Weeks, exec. dir.

**Department of Publication Services:** Terrence S. Taylor, exec. dir.

**Department of Data Processing:** Thomas McCloskey, dir.

**Office of Personnel:** Emilio F. Carrillo, Jr., asst. gen. sec.



### II. Major Denominational Groups

**American Baptist Churches in the U.S.A.:** Offices: P.O. Box 851, Valley Forge, PA 19482-0851; Daniel E. Weiss, General Secretary; Harold Davis, president.

**Assemblies of God:** Headquarters, 1445 Boonville Avenue, Springfield, MO 65802; G. Raymond Carlson, general superintendent.

**Baptist Missionary Association of America:** Headquarters, 721 Main Street, Little Rock, AR 72201; Gary Divine, president.

**Christian Church (Disciples of Christ):** Headquarters, 222 South Downey Avenue, P.O. Box 1986, Indianapolis, IN 46206; John O. Humbert, general minister and president.

**Church of Christ, Scientist:** Headquarters, Christian Science Church Center, 175 Huntington Avenue, Boston, MA 02115; Directors: Harvey W. Wood, Mrs. Ruth Elizabeth Jenks, John L. Selover, Mrs. Jill Gooding, Richard Bergenheim, President, Mrs. Pearline B. Thompson, treasurer, Donald C. Bowersock, clerk, Virginia S. Harris

**Churches of Christ:** No general organization.

**Church of God (Anderson, Indiana):** Edward F. Foggs, executive secretary; David L. Lawson, associate executive secretary; Keith Huttenlocker, director of church service; James E. Williams, director of world service, P.O. Box 2420, Anderson, IN 46018.

**Church of God (Cleveland, Tennessee):** Headquarters, Keith at 25th Street, NW, Cleveland 37320-2430; Raymond E. Crowley, general overseer; Ray H. Hughes, first assistant; R. Lamar Vest, second assistant; John D. Nichols, third assistant; Robert E. Fisher, general secretary-treasurer

**The Church of Jesus Christ of Latter-Day Saints (Mormon):** Headquarters, 47 East South Temple Street, Salt Lake City, UT 84150; Ezra Taft Benson, president.

**Church of the Nazarene:** Headquarters, 6401 The Paseo, Kansas City, MO 64131; E. Edgar Johnson, general secretary.

**Cumberland Presbyterian:** Headquarters, 1978 Union Avenue, Memphis, TN 38104; Robert D. Prosser, stated clerk.

**Episcopal Church:** Headquarters, 815 Second Avenue, New York, NY 10017; Edmond L. Browning, presiding bishop.

**Evangelical Lutheran Church in America:** 8765 West Higgins Road, Chicago, IL 60631; Herbert W. Chilstrom, bishop; Lowell G. Almen, secretary.

**Greek Orthodox Archdiocese:** Headquarters, 8-10 East 79th Street, New York, NY 10021; His Eminence Archbishop Iakovos, Primate of the Greek Orthodox Archdiocese of North and South America, President of the Synod of Bishops.

**Jewish Congregations:**

Union of American Hebrew Congregations, Central Body of Reform Judaism in the United States and Canada, 838 Fifth Avenue, New York, NY 10021; Rabbi Alexander M. Schindler, president.

United Synagogue of America, The Central Body of Conservative Synagogues in the United States and Canada, Franklin D. Kreutzer, president; Rabbi Jerome P. Epstein, senior vice-president; 155 Fifth Avenue, New York, NY 10010

Union of Orthodox Jewish Congregations of America, 45 West 36th Street, New York, NY 10018, Sidney Kwestel, president; Rabbi Pinchas Stolper, executive vice-president.

**The Lutheran Church—Missouri Synod:** Headquarters, 1333 South Kirkwood Road, St. Louis, MO 63122; Ralph A. Bohlmann, president.

**National Association of Free Will Baptists, Inc.:** (Mailing: P.O. Box 1088) 1134 Murfreesboro Road, Nashville, TN 37202; Melvin Worthington, executive secretary.

**National Baptist Convention, U.S.A., Inc.:** 915 Spain Street, Baton Rouge, LA 70802; T. J. Jemison, president.

**National Convention of Free Will Baptists, U.S.A.:** P.O. Box 2400, Kinston, NC 28502; Bishop J. Ervin Reddick, president.

**Presbyterian Church (U.S.A.):** Headquarters, 100 Witherspoon Street, Louisville, KY 40202-1396; stated clerk, James E. Andrews

**The Roman Catholic Church:** National Conference of Catholic Bishops/United States Catholic Conference, 1312 Massachusetts Avenue, NW, Washington, DC 20005; Archbishop John L. May, president.

**The Salvation Army:** National Headquarters, 799 Bloomfield Avenue, Verona, NJ 07044; Commissioner Andrew S. Miller, national commander; Colonel Harold E. Shoults, national chief secretary.

**Seventh-Day Adventist:** Headquarters, 6840 Eastern Avenue, NW, Washington, DC 20012; Neal C. Wilson, president.

**Southern Baptist Convention:** 901 Commerce Street, Nashville, TN 37203-3697; Harold C. Bennett, president and treasurer of Executive Committee; Martin B. Bradley, recording secretary of the Convention.

**United Church of Christ:** 105 Madison Avenue, New York, NY 10016; Avery D. Post, president; Carol Joyce Brun, secretary; Charles H. Lockyear, director of finance and treasurer.

**The United Methodist Church:** C. Faith Richardson, secretary of the General Conference; 166 Mt. Vernon Street, Newtonville, MA 02160.

# Section III Facts of Interest

## Per Capita Personal Income
Percent Increase by State and United States, 1980–1987

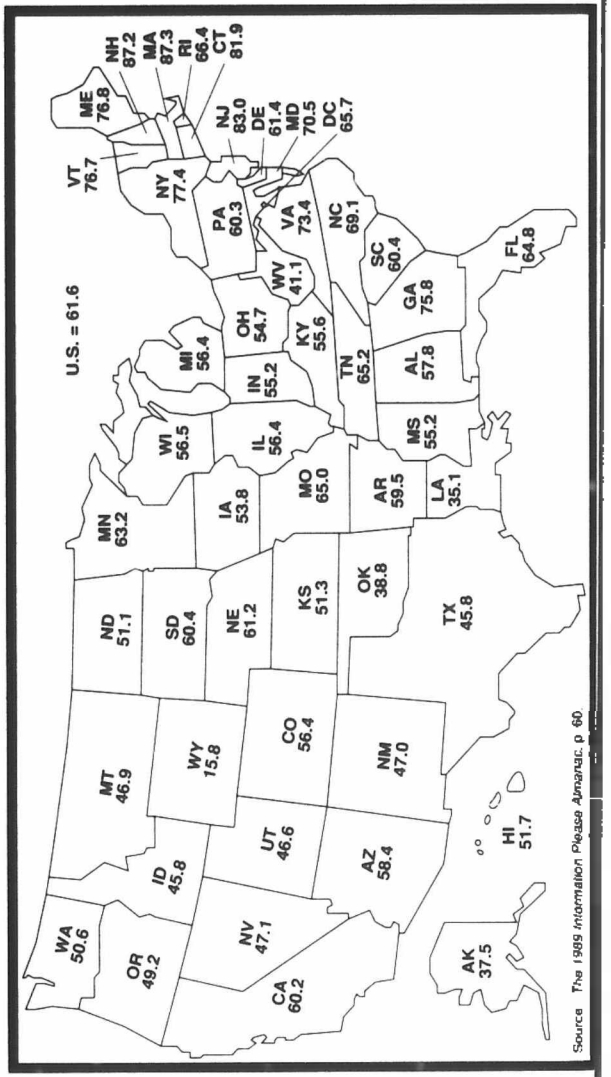


Source: *The 1989 Information Please Almanac*, p. 60



## Personal Consumption Expenditures for the United States, 1987

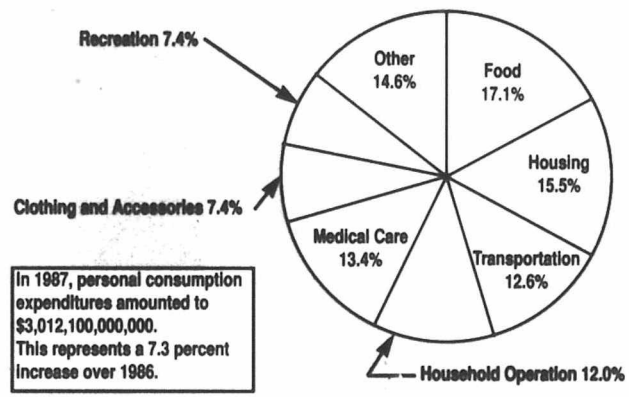


Source: *The World Almanac, 1989*, p. 146.

## Purchasing Power of the Dollar, 1976–1986

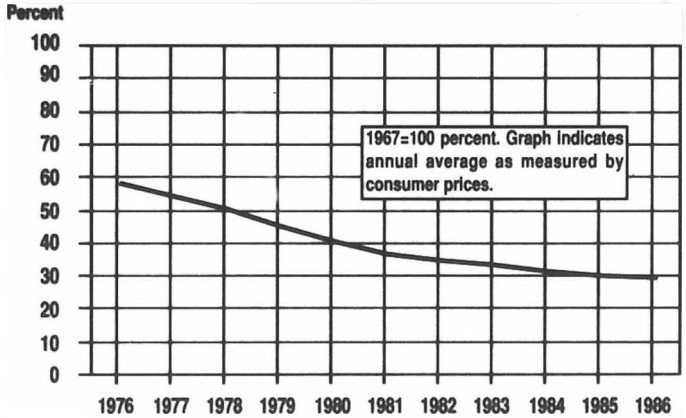


Source: *Statistical Abstract of the U.S., 1988*, p. 444

## Median Income of Families, United States (in 1986 Dollars)

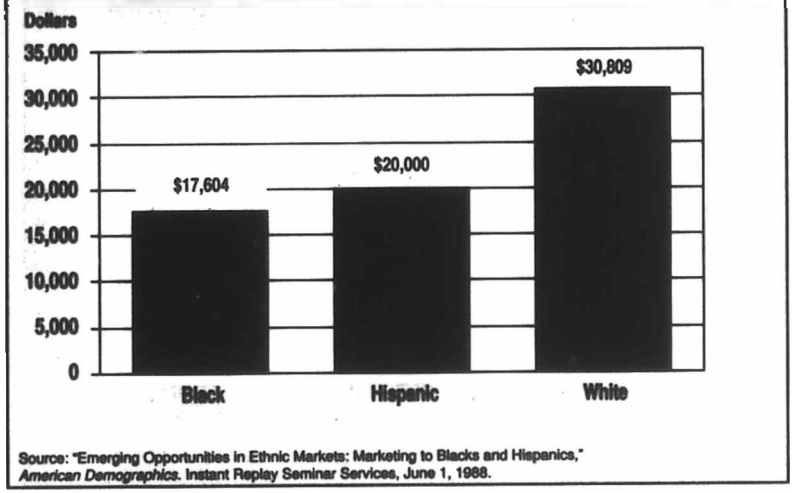


Source: "Emerging Opportunities in Ethnic Markets: Marketing to Blacks and Hispanics," *American Demographics*. Instant Replay Seminar Services, June 1, 1988.

## Average Consumer Price Index for All Items, United States, 1977—1986

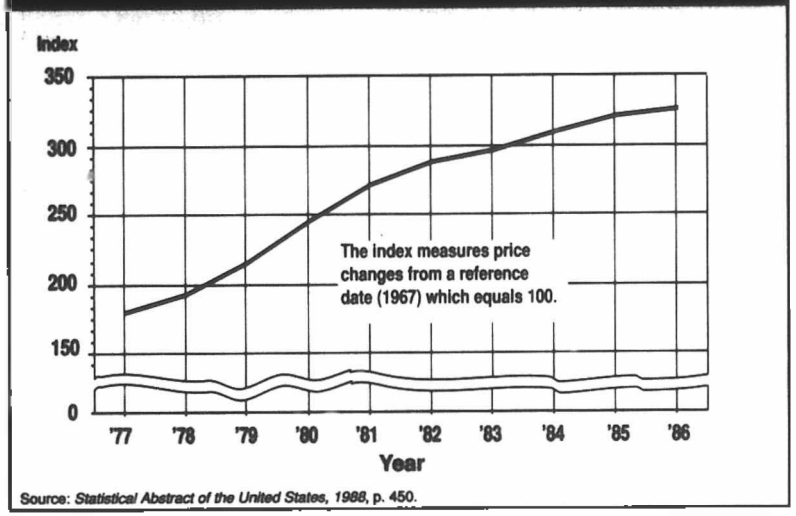


Source: *Statistical Abstract of the United States, 1988*, p. 450.



## New Housing Units Started, United States, 1965—1985

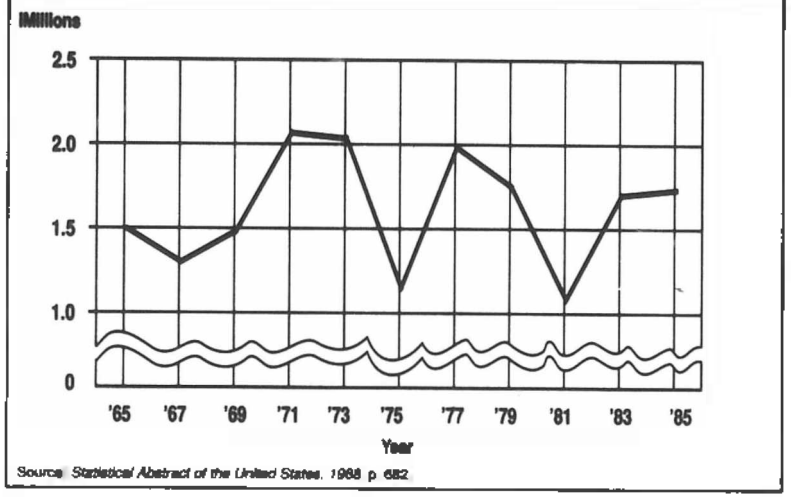


Source: *Statistical Abstract of the United States, 1988* p. 682.

## United States Unemployment Rates 1985–1987, January–May 1988

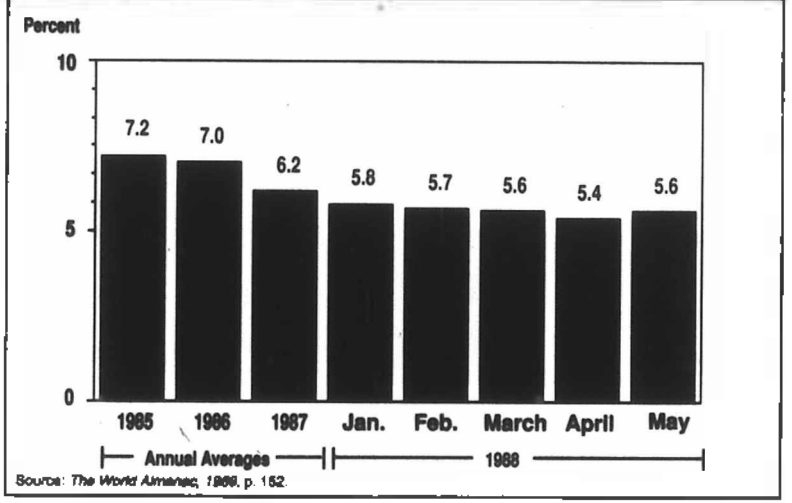


Source: *The World Almanac, 1988*, p. 152.

## Average Income for Nonfarm Family of Four at Poverty Level, U.S., 1960—1986

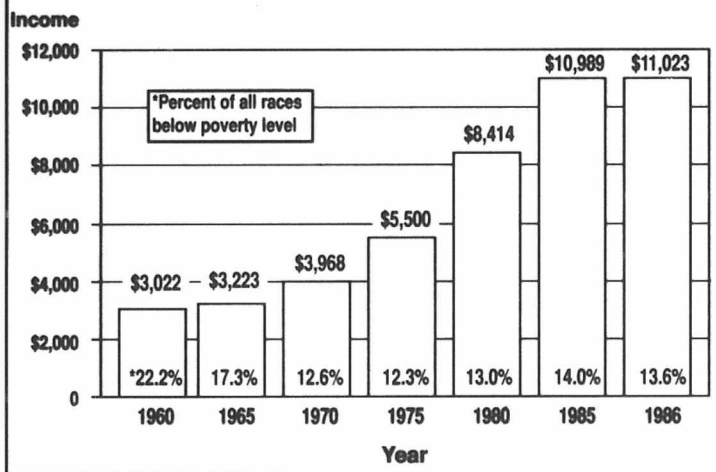


Source: *The World Almanac, 1989*, p. 542.

## Welfare Recipients and Payments, U.S., 1987

| Category | Number of Recipients | Total Amount | Average Amount |
|---|---|---|---|
| Old Age | 1,455,387 | $262,912,000 | $180.64 |
| Aid for Dependent Children | 10,866,000 | $1,360,400,000 | $125.19 |
| Blind | 83,421 | $24,749,000 | $296.67 |
| Disabled | 2,846,191 | $815,560,000 | $286.54 |
| Totals | 15,250,999 | $2,463,621,000 | $161.53 |

Source *The World Almanac, 1989*, p. 543



## Population of the United States, 1975–1985, and Projections for 1990–2000, by Age Group

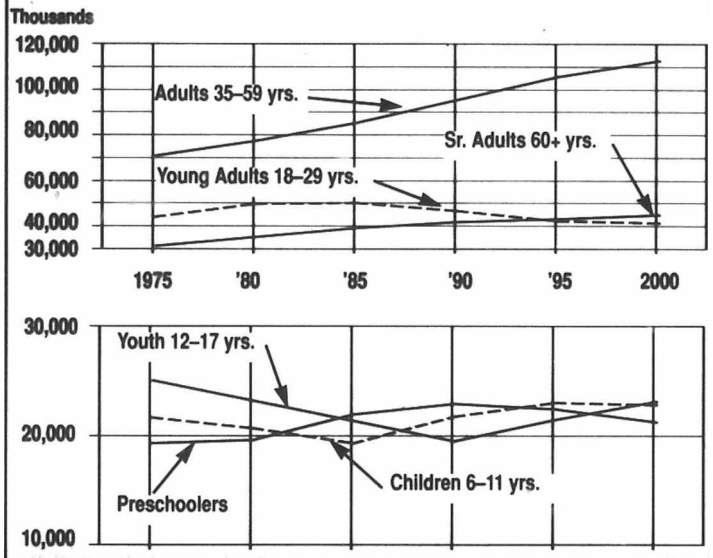


## Percent Distribution by Age Group

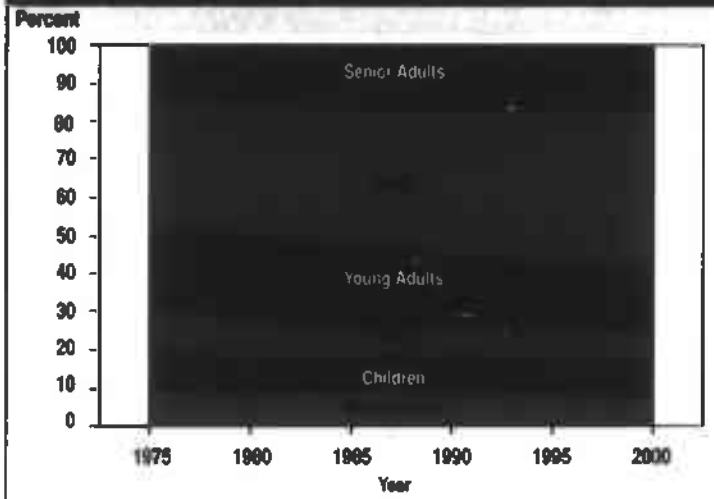


Source: *Current Population Reports, Series P–25, No. 704, No. 721, No.952.*

## Population of the United States, 1975–1985, and Projections for 1990–2000, by Age Group

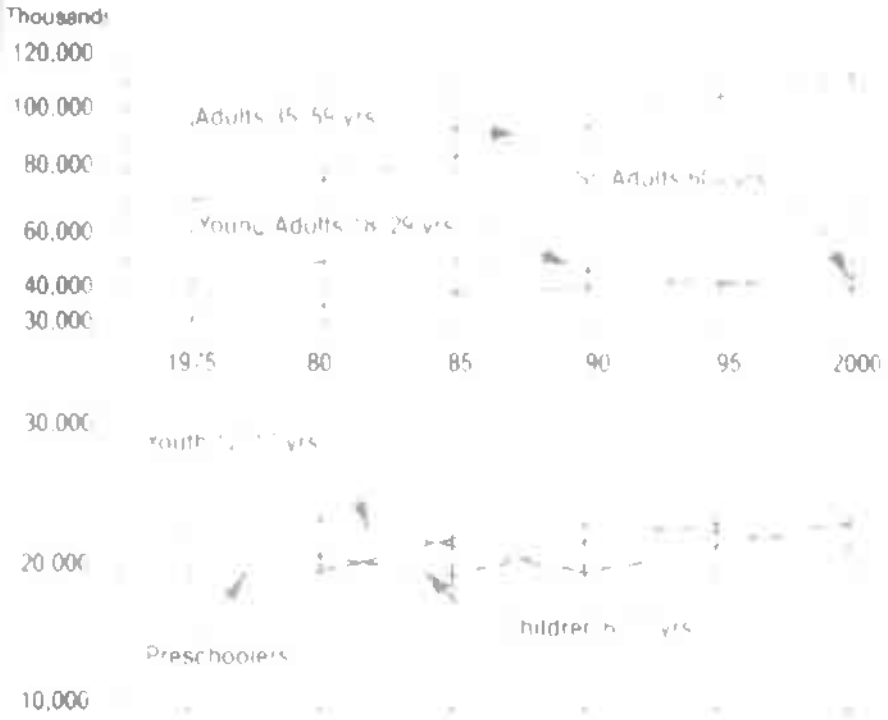


## Percent Distribution by Age Group



## Median Income by Size of Family, United States, 1986

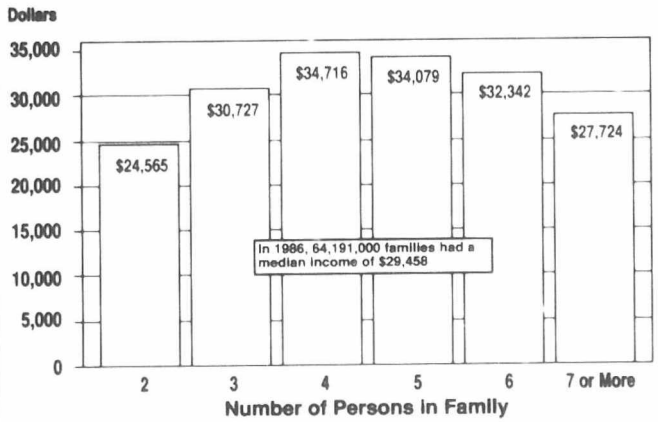


Source: *Information Please Almanac, 1989*, p. 786.

## Women Returning to Work Within One Year of Childbirth, United States, 1976, 1980, 1987

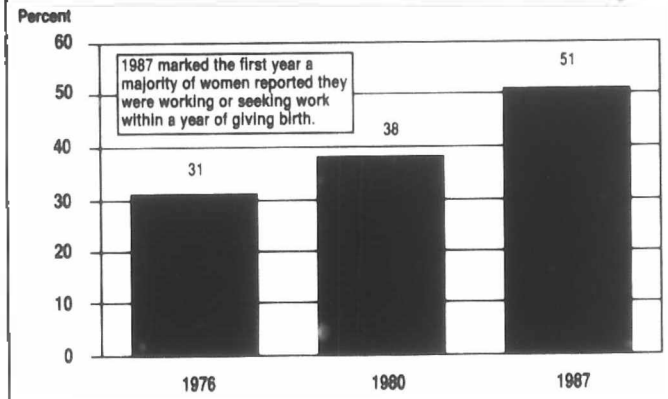


Source: *The World Almanac, 1989*, p. 157.



## Birthrates for Selected Countries 1975–1986 (Per 1,000 Population)

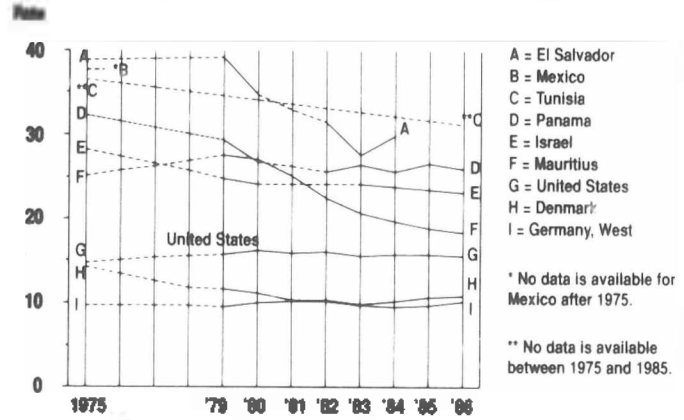


Source: *Information Please Almanac, 1982*, p. 112; *1983*, p. 130; *1986*, p. 131; *1987*, p. 135; *1989*, p. 141.

## Distribution of Principal Types of Accidental Deaths, U.S., 1987

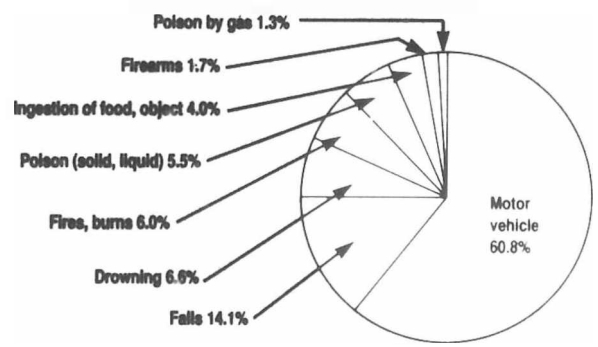


Principal types of accidents accounted for 80,100 deaths in 1987.

Source: *The World Almanac, 1989*, p. 808.

## Indexes of Medical Care Prices, 1970—1986

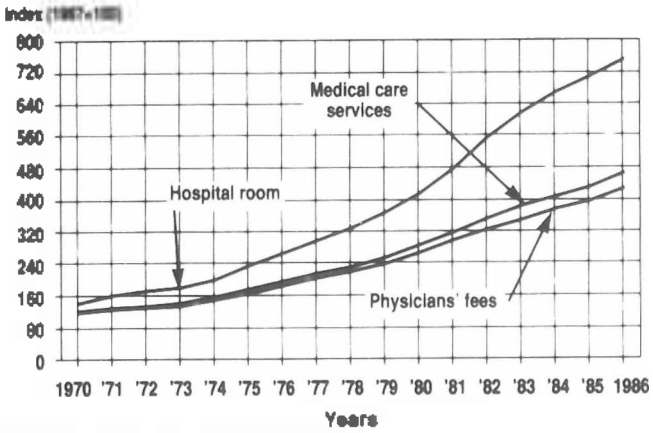


Source: Statistical Abstract of the United States, 1988, p. 87

## Crime in the United States, 1987

| Offense | Number 1987 | Percent Change Over 1986 | Percent Change Over 1978 |
|---|---|---|---|
| Murders | 20,100 | 2.5 | 2.8 |
| Forcible rape | 91,100 | 0.4 | 34.8 |
| Robbery | 517,700 | 4.6 | 21.3 |
| Aggravated assault | 855,090 | 2.5 | 49.6 |
| Burglary | 3,236,200 | -0.2 | 3.4 |
| Larceny/theft | 7,499,900 | 3.3 | 25.2 |
| Motor vehicle theft | 1,288,700 | 5.3 | 28.3 |

Source: The World Almanac, 1989, p. 819

## Living Arrangements of Persons in the U.S. 65 Years Old and Over, 1986

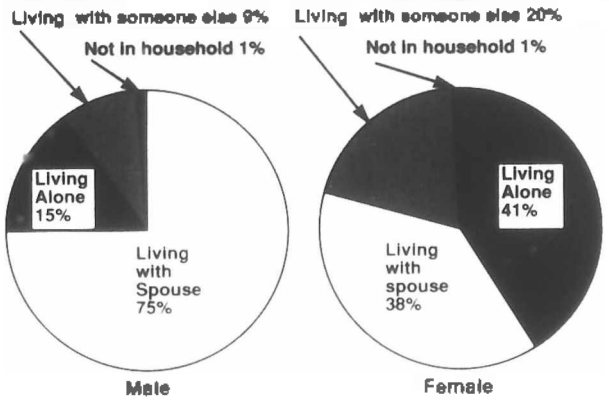


Source: Statistical Abstract of the United States, 1988, p. 35

## Drug Usage—America's High School Class of 1987

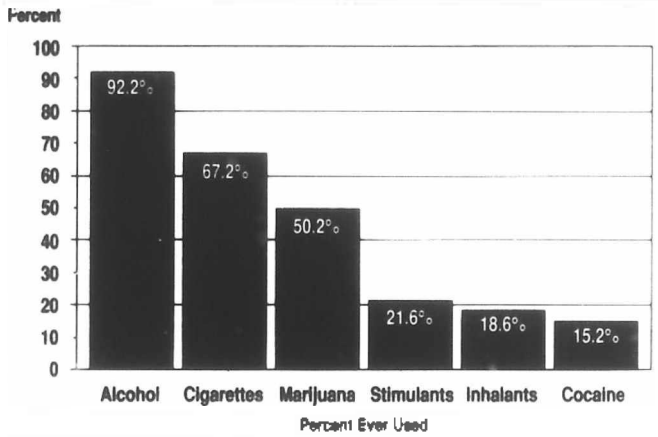


Source: The World Almanac, 1989, p. 215

## High School Dropouts, U.S., 1970 — 1986

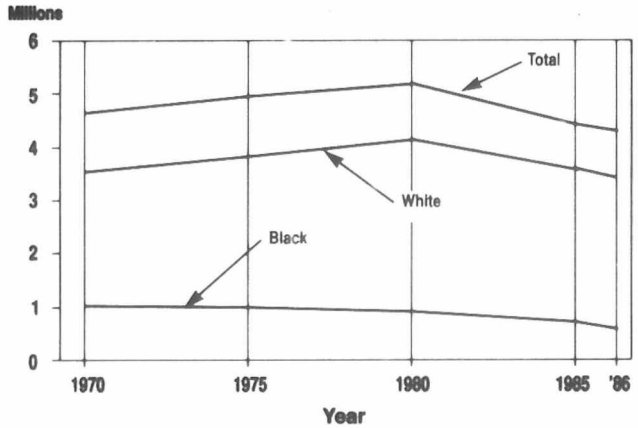


Source: *The World Almanac, 1989*, p. 223.

## U.S. Energy Production, Consumption, and Imports, 1970 — 1986

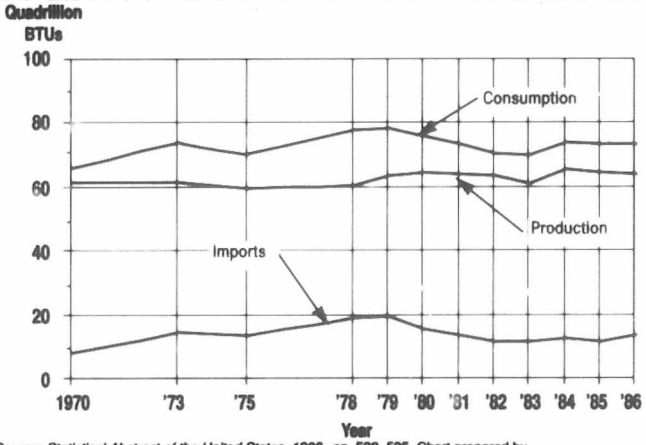


Source: *Statistical Abstract of the United States, 1988*, pp. 532, 535. Chart prepared by U.S. Bureau of the Census. For data see Table 905, p. 535 in the abstract.



# Section IV

## Southern Baptist Directories

### Southern Baptist Convention

Jerry Vines, President, Jacksonville, Florida
1989 session: June 13-15, Las Vegas, Nevada
1990 session: June 12-14, New Orleans, Louisiana
1991 session: June 4-6, Atlanta, Georgia
1992 session: June 9-11, Indianapolis, Indiana
1993 session: June 16-18, Houston, Texas
1994 session: June 14-16, Orlando, Florida

### SBC Executive Committee

901 Commerce Street, Nashville, TN 37203:

**Harold C. Bennett**, President and Treasurer; Tel (615) 244-2355.

### General Boards

**Annuity Board:** P.O. Box 2190, Dallas, TX 75221-2190, 2401 Cedar Springs, Dallas, TX 75201; **Darold H. Morgan**, President; Tel (214) 720-0511

**Foreign Mission Board:** 3806 Monument Avenue, P.O. Box 6767, Richmond, VA 23233, **R. Keith Parks**, President; Tel. (804) 353-0151

**Home Mission Board:** 1350 Spring Street, NW, Atlanta, GA 30367 **Larry L. Lewis**, President; Tel (404) 898-7000

**Sunday School Board:** 127 Ninth Avenue, North, Nashville, TN 37234, **Lloyd Elder**, President, Tel (615) 251-2000

### Institutions

**Golden Gate Baptist Theological Seminary:** Strawberry Point, Mill Valley, CA 94941; **William O. Crews**, President; Tel (415) 388-8080.

**Midwestern Baptist Theological Seminary:** 5001 North Oak Street Trafficway, Kansas City, MO 64118 **Milton Ferguson**, President, Tel (816) 453-4600

**New Orleans Baptist Theological Seminary:** 3939 Gentilly Boulevard, New Orleans, LA 70126; **Landrum P. Leavell II**, President, Tel (504) 282-4455

**Southeastern Baptist Theological Seminary:** Wake Forest, NC 27587, **Lewis A. Drummond**, President, Tel (919) 556-3101

**The Southern Baptist Theological Seminary:** 2825 Lexington Road Louisville, KY 40280; **Roy L. Honeycutt**, President, Tel (502) 897-4011

**Southwestern Baptist Theological Seminary:** Box 22000, Fort Worth, TX 76122; **Russell H. Dilday,** President; Tel. (817) 923-1921.

**Seminary External Education Division:** 901 Commerce Street, Suite 500, Nashville, TN 37203-3697; **Doran G. McCarty,** Executive Director; **Lee Hollaway,** Communications Director, **Jack Cunningham,** Director of Seminary Extension Department and Extension Center Education; **George Knight,** Director of Educational Resources and Independent Study Education; **Kirby L. Clark,** Director, Seminary Studies Department; Tel. (615) 242-2453.

**Southern Baptist Foundation:** 901 Commerce Street, Suite 700, Nashville, TN 37203-3260; **Hollis E. Johnson III,** President; Tel. (615) 254-8823.

## Commissions

**Southern Baptist Commission on the American Baptist Theological Seminary:** 901 Commerce Street, Suite 600, Nashville, TN 37203-3620; **Arthur L. Walker, Jr.,** Secretary-Treasurer; Tel. (615) 244-2362.

**Brotherhood Commission:** 1548 Poplar Avenue, Memphis, TN 38104; **James H. Smith,** President; Tel. (901) 272-2461.

**The Christian Life Commission:** 901 Commerce Street, Suite 550, Nashville, TN 37203; **Richard D. Land,** Executive Director-Treasurer; Tel. (615) 244-2495

**Education Commission:** 901 Commerce Street, Suite 600, Nashville, TN 37203-3620; **Arthur L. Walker, Jr.,** Executive Director-Treasurer; Tel. (615) 244-2362.

**Historical Commission:** 901 Commerce Street, Suite 400, Nashville, TN 37203-3620; **Lynn E. May, Jr.,** Executive Director-Treasurer; Tel. (615) 244-0344.

**The Radio and Television Commission:** 6350 West Freeway, Fort Worth, TX 76150; **Jimmy R. Allen,** President; Tel. (817) 737-4011.

**Stewardship Commission:** 901 Commerce Street, Suite 650, Nashville, TN 37203-3634; **A. R. Fagan,** President; Tel. (615) 244-2303.

## Standing Committee

**Baptist Joint Committee on Public Affairs:** 200 Maryland Avenue, NE, Washington, DC 20002; **James M. Dunn,** Executive Director-Treasurer; Tel (202) 544-4226

## Associated Organizations

**Woman's Missionary Union:** P.O. Box 830010, Birmingham, AL 35283-0010; **Carolyn Weatherford,** Executive Director; Tel. (205) 991-8100.

**Baptist World Alliance:** 6733 Curran Street, McLean, VA 22101-3804; **Denton Lotz,** General Secretary-Treasurer; Tel. (703) 790-8980.

**American Bible Society:** 1865 Broadway, New York, NY 10023; **John D. Erickson,** General Secretary; **Maria I. Martinez,** General Secretary; **Daniel K. Scarberry,** Treasurer; Tel. (212) 581-7400.



### Directory—State Conventions

| State | Name of State Body | Address | Date Founded | Executive Director | Assistant, Assistant to, or Associate Secretary |
|---|---|---|---|---|---|
| AL | Alabama Baptist State Convention | P.O. Box 11870 Montgomery 36198 | 1823 | A. Earl Potts (205) 288-2460 | Harper Shannon |
| AK | Alaska Baptist Convention | 1750 O Malley Road Anchorage 99518 | 1946 | Bill G. Duncan (907) 344-9627 | Hortense Barnes |
| AZ | Arizona Southern Baptist Convention | 400 West Camelback Road Phoenix 85013 | 1928 | Jack B. Johnson (602) 264-9421 | |
| AR | Arkansas Baptist State Convention | P.O. Box 552 Little Rock 72203 | 1848 | Don Moore (501) 376-4791 | Jimmie Shelbed |
| CA | The Southern Baptist General Convention of California | 678 E. Shaw Avenue Fresno 93710 | 1940 | C. B. Hogue (209)229-8433 | Wendel Fose |
| CO | Colorado Baptist General Convention | 7393 S. Alton Way Englewood 80112 | 1956 | Charles F. Sharp (303) 771-2480 | |
| DC | District of Columbia Baptist Convention | 1628 16th Street NW Washington DC 20009 | 1877 | [illegible] (202) 265-1526 | |
| FL | Florida Baptist Convention | 1230 Hendricks Avenue Jacksonville 32207 | 1854 | Dan C. Stringer (904) 396-2351 | J. C. Walters |
| GA | The Baptist Convention of the State of Georgia | 2930 Flowers Road South Atlanta 30341 | 1822 | James N. Griffin (404) 455-0404 | Edwin L. Cilburn |
| HI | Hawaii Baptist Convention | 2042 Vancouver Drive Honolulu 96822 | 1943 | [illegible] (808) 946-9581 | |
| IL | Illinois Baptist State Association | Box 19247 Springfield 62794-9247 | 1907 | Maurice Sevenford (217) 786-2600 | |
| IN | State Convention of Baptists in Indiana | P.O. Box 24188 900 N. High School Road Indianapolis 46224 | 1958 | Mark Coppenger (317) 241-9317 | |
| KS-NE | The Kansas-Nebraska Convention of Southern Baptists | 5410 W. Seventh Street Topeka KS 66606 | 1946 | R. Rex Lindsey (913) 273-4880 | |
| KY | Kentucky Baptist Convention | P.O. Box 43433 Middletown 40243-0433 | 1837 | William Marshall (502) 245-4011 | James Hawkins |
| LA | Louisiana Baptist Convention | P.O. Box 311 Alexandria 71309 | 1848 | Mark Short (318) 448-3402 | Truman C. Kerr |
| MD-DE | Baptist Convention of Maryland/Delaware | 1313 York Road Lutherville MD 21093 | 1836 | Kenneth R. Lyle (301) 321-7881 | |
| MI | Baptist State Convention of Michigan | 15635 W. Twelve Mile Southfield 48076 | 1957 | Robert Mason (313) 557-4200 | |
| MN-WI | Minnesota-Wisconsin Southern Baptist Convention | 519 16th Street SE Rochester MN 55904 | 1983 | Otha Winningham (507) 282-3636 | |
| MS | Mississippi Baptist Convention | P.O. Box 530 Jackson 39205 | 1836 | Earl Kelly (601) 968-3800 | |
| MO | Missouri Baptist Convention | 400 E. High Jefferson City 65101 | 1834 | Donald W. Wideman (314) 635-7931 | |
| NV | Nevada Baptist Convention | 405 California Avenue Reno 89509 | 1978 | Ernest G. Myers (702) 786-0406 | |
| N-ENG | Baptist Convention of New England | P.O. Box 688 5 Oak Avenue Northboro MA 01532-0688 | 1983 | James H. Quinn (617) 393-6013 | Tom Moncrief |
| NM | The Baptist Convention of New Mexico | P.O. Box 485 Albuquerque 87103 | 1912 | Claude W. Cone (505) 247-0586 | |
| NY | The Baptist Convention of New York | 6538 Collamer Road East Syracuse 13057 | 1964 | R. Quinn Pugh (315) 433-1001 | Jack L. Parrott |
| NC | Baptist State Convention of North Carolina | P.O. Box 1107 Cary 27512-1107 | 1830 | Roy J. Smith (919) 467-5100 | George F. Shore<br>James W. Lambert<br>Tom C. Womble |
| NW | Northwest Baptist Convention | 1033 N.E. 6th Avenue Portland OR 97232 | 1948 | Cecil C. Sims (503) 238-4545 | |
| OH | State Convention of Baptists in Ohio | 1680 E. Broad Street Columbus 43202 | 1954 | Tal O. Bonham (614) 258-8491 | Orville H. Griffen |
| OK | Baptist General Convention of the State of Oklahoma | 1141 N. Robinson Oklahoma City 73103 | 1906 | William O. Tanner (405) 236-4341 | Lyle Garrow |
| PA-SJ | Baptist Convention of Pennsylvania-South Jersey | 4620 Finchley Street Harrisburg PA 17109-2895 | 1970 | Wallace A. C. Williams (717) 652-5856 | |
| SC | General Board of South Carolina Baptist Convention | 997 Richland Street Columbia 29201-2398 | 1821 | Ray P. Rusi (803) 765-0030 | [illegible] |
| TN | Tennessee Baptist Convention | P.O. Box 728 Brentwood 37024-0728 | 1874 | D. L. Lowrie (615) 373-2255 | |
| TX | Baptist General Convention of Texas | 333 N. Washington Dallas 75246-1798 | 1848 | William M. Pinson, Jr. (214) 828-5100 | Ed Schmeltekopf |
| UT-ID | Utah-Idaho Southern Baptist Convention | P.O. Box 10329 Sandy UT 84091 | 1964 | Darwin E. Walsh (801) 255-3565 | Anita Lamar |
| VA | Baptist General Association of Virginia | 2828 Emerywood Parkway P.O. Box 8568 Richmond 23226 | 1823 | Reginald M. McDonough (804) 672-3100 | John C. Ivins |
| WV | West Virginia Convention of Southern Baptists | 801 6th Avenue St. Albans 25177 | 1970 | Thomas A. Kinchen (304) 727-2924 | |
| WY | Wyoming Southern Baptist Convention | Box 3074 Casper 82602 | 1984 | John Thomason (307) 472-4087 | |
| DK FLSHP | Dakotas Southern Baptist Fellowship | P.O. Box 7187 Bismark ND 58502 | 1963 | Dennis Hickey (701) 255-3765 | Harnet Hickey |
| IA FLSHP | Iowa Southern Baptist Fellowship | Westview 27 2400 86th Street Des Moines 50322 | 1975 | D. Wyndell Jones (515) 278-1566 | |
| MT FLSHP | Montana Southern Baptist Fellowship | P.O. Box 50760 Billings 59105 | 1967 | James Nelson (406) 252-7537 | |

[illegible]

## State Papers—1988

| State Convention | Name of Paper | Editor | Associate Editor | Circulation | Subscription Price Per Year | Frequency Issued | Date Founded |
|---|---|---|---|---|---|---|---|
| AL | **The Alabama Baptist**<br>2310 Independence Drive<br>Birmingham 35208 | Hudson Baggett | | 140 000 | $5 75 | Weekly | 1835 |
| AK | **Alaska Baptist Messenger**<br>1750 C Malloy Road<br>Anchorage 99516 | Bill Duncan<br>Shirley Mabie | | 3 000 | $5 00 | Monthly | 1945 |
| AZ | [redacted]<br>400 West Camelback Road<br>Phoenix 85013 | Elizabeth S Young | | 10 200 | $8 00 | Biweekly | 1940 |
| AR | **Arkansas Baptist**<br>[redacted]<br>Little Rock 72203 | J Everett Sneed | Mark Kelly | 59 000 | $8 48 | Weekly | 1902 |
| CA | **The California Southern Baptist**<br>878 E Shaw Avenue<br>Fresno 93710 | Herb Hofinger | Polly McNabb | 22 000 | $7 95 | Weekly | 1941 |
| CO | **Rocky Mountain Baptist**<br>7380 S Alton Way<br>Englewood 80112 | Charles E Sharp | | 7 000 | $5 00 | Monthly | 1956 |
| DC | **Capitol Baptist**<br>1628 16th Street N W<br>Washington DC 20009 | James A Langley | | 9 425 | $5 00 | [redacted] weekly | 1954 |
| FL | **Florida Baptist Witness**<br>1230 Hendricks Avenue<br>Jacksonville 32207 | Jack E Brymer Sr | Gregory D Warner | 85 000 | $8 50 | Weekly | 1884 |
| GA | **The Christian Index**<br>2930 Flowers Road South<br>Atlanta 30341 | Jack P Lowndes<br>Interim | William T Nail | 98 000 | $4 00 | Weekly | 1827 |
| HI | **The Hawaii Baptist**<br>2042 Vancouver Drive<br>Honolulu 96822 | Stanley Tagikawa | | 3 200 | $4 00 | Monthly | 1947 |
| IL | **Illinois Baptist**<br>Box 19247<br>Springfield 62794-9247 | William R Webb | | 38 000 | $6 00 | Weekly | 1907 |
| IN | **Indiana Baptist**<br>P O Box 24188<br>600 N High School Road<br>Indianapolis 46224 | Mark Coppenger<br>Interim | | 6 100 | $6 00 | Weekly | 1959 |
| KS-NE | **Baptist Digest**<br>5410 W Seventh Street<br>Topeka KS 66606 | John F Hopkins | | 8 000 | $2 50 | [redacted] monthly | 1955 |
| KY | **Western Recorder**<br>P O Box 43433<br>Middletown 40243-0433 | Jack D Spiceland | Ray Hayes | 45 000 | $5 50 | Weekly | 1826 |
| LA | **The Baptist Message**<br>P O Box 311<br>Alexandria 71309 | Lynn P Clayton | Lacy Thompson | 70 000 | $8 50 | Weekly | 1874 |
| MD-DE | **The Baptist True Union**<br>1313 York Road<br>Lutherville MD 21093 | Robert E Allen | Pamela Ann Perry | 14 000 | $4 75 | Weekly | 1840 |
| MI | **Michigan Baptist Advocate**<br>16535 W Twelve Mile<br>Southfield 48076 | Robert B Wilson | Robert B Wilson | 9 500 | $2 50 | Monthly | 1957 |
| MN-WI | **The Minnesota Wisconsin Southern Baptist**<br>518 18th Street S E<br>Rochester MN 55904 | Louise Winningham | | 2 700 | $5 50 | 18 issues annually | 1985 |
| MS | **The Baptist Record**<br>P O Box 530<br>Jackson 39205 | Donald T McGregor | Tim Nicholas | 120 000 | $7 35 | Weekly | 1877 |
| MO | **Word and Way**<br>400 E High Street<br>Jefferson City 65101 | Robby S Perry | Trevis Henderson<br>Managing Editor | 65 000 | $8 60 | Weekly | 1898 |
| NV | **The Nevada Baptist**<br>408 California Avenue<br>Reno 89509 | Michael B McCullough | | 3 800 | $4 00 | Monthly | 1978 |
| N-ENG | **The New England Baptist**<br>P O Box 648<br>5 Oak Avenue<br>Northboro MA 01532-0648 | James H Cumin | Joyce Martin | 4 200 | $2 50 | Monthly | 1871 |
| NM | **Baptist New Mexican**<br>P O Box 485<br>Albuquerque 87103 | J R Fowler<br>Interim | J R Fowler Jr | 18 500 | $4 50 | Weekly | 1912 |
| NY | **The New York Baptist**<br>6538 Corporate Road<br>East Syracuse 13057 | Quentin Lockwood Jr | | 3 000 | $4 00 | Monthly | 1909 |
| NC | **Biblical Recorder**<br>P O Box 26568<br>Raleigh 27611 | R G Puckett | | 85 000 | $7 00 | Weekly | 1833 |
| NW | **Northwest Baptist Witness**<br>1033 N E 8th Avenue<br>Portland OR 97232 | James L Walters | | 15 000 | $5 00 | 21 issues annually | 1931 |
| OH | **Ohio Baptist Messenger**<br>1680 E Broad Street<br>Columbus 43202 | Theo E Sommerkamp | | 32 500 | | 38 issues annually | 1952 |
| OK | **Baptist Messenger**<br>[redacted] N Robinson<br>Oklahoma City 73100 | Diane A Brown | | [redacted] 268 | $5 20 | Weekly | 1912 |
| PA-SJ | **Penn-Jersey Baptist**<br>4820 Fritchey Street<br>Harrisburg PA 17109 2888 | Peggy Masters | Peggy Masters | 7 000 | $5 00 | Monthly | 1971 |
| SC | **Baptist Courier**<br>P O Box 2168<br>Greenville 29602 | John E Roberts | Donald M Kirkland | 125 000 | $7 50 | Weekly | 1859 |
| TN | **Baptist and Reflector**<br>P O Box 728<br>Brentwood 37024-0728 | W Fletcher Allen | Lonnie Wilsey | 70 000 | $8 55 | Weekly | 1835 |
| TX | **Baptist Standard**<br>P O Box 660267<br>Dallas 75266 | Presnall H Wood | Toby Druin | 309 000 | $8 85 | Weekly | 1888 |
| UT-O | **Utah-Idaho Southern Baptist Witness**<br>P O Box 1009<br>Sandy UT 84091 | Darwin E Walsh | Anita James | 2 485 | $3 00 | 10 issues annually | 1945 |



| State Convention | Name of Paper | Editor | Associate Editor | Circulation | Subscription Price Per Year | Frequency Issued | Date Founded |
|---|---|---|---|---|---|---|---|
| VA | **The Religious Herald**<br>P O Box 6377<br>[redacted] | Julian H Pentecost | Julian H Pentecost | 46 000 | $8 75 | Weekly | 1828 |
| WV | **The West Virginia Southern Baptist**<br>601 8th Avenue<br>St Albans 25177 | Jackson Wells | Jackson Wells | 7 000 | No Charge | 10 issues annually | 1970 |
| WY | **WBBC Horizons**<br>Box 3074<br>Casper 82602 | John W Thomasson | | 1 500 | $3 00 | Monthly | 1985 |
| OK FLSHP | [redacted]<br>P O Box 7187<br>Bismark, ND 58502 | Denny Hickey | Harriet Hickey | 1 000 | No Charge | Monthly | 1987 |
| IA FLSHP | **The Iowa Southern Baptist Watchman 27**<br>2400 8th Street<br>Des Moines 50322 | O Wyndel Jones | L David Wigger | 3 000 | No Charge | 10 issues annually | 1982 |
| MT FLSHP | **The Montana Baptist**<br>P O Box 50760<br>Billings 59105 | James Nelson | | 2 130 | $2 50 | Monthly | 1986 |


**Handy way to subscribe to The Quarterly Review** (1505-9)

☐ 1 yr., $11.00 ☐ 2 yrs., $21.75 ☐ 3 yrs., $30.00

NAME _____ Subtotal _____

ADDRESS _____ State Tax (AR LA MS NC and WA) _____

CITY _____ STATE _____ ZIP _____ TOTAL _____

(AREA CODE) TELEPHONE NUMBER

Allow six to eight weeks for arrival of first issue

**MAIL TO** CUSTOMER SERVICE CENTER
127 NINTH AVENUE NORTH • NASHVILLE, TN 37234

PLEASE ATTACH ADDRESS LABEL from a recent issue TO CHANGE YOUR ADDRESS.
Also include such a label whenever you write us about your subscription

☐ **Check here to change address** of a subscription in force. Print new address above and attach label from a recent issue, showing old address. Please send notice of change 6 weeks in advance

## Baptist State Assemblies

| State Convention | Name | Location | 1989 Dates | Telephone |
|---|---|---|---|---|
| AL | Shocco Springs Baptist Assembly | Talladega | All year | (205) 761–1100 |
| AK | LaVerne Griffin Baptist Assembly | Wasilla | All year | (907) 376–6887 |
| AR | Arkansas Baptist Assembly | Siloam Springs | All year except December, January, and February | (501) 378–4791 |
| AZ | Paradise Valley Baptist Conference Ctr. | Prescott | All Year | (602) 445–8141 |
| CA | Jennes Park Baptist Assembly | Sonora | All Year | (209) 965–3735 |
| CO | Ponderosa Southern Baptist Assembly | Larkspur | All Year | (719) 481–2482 |
| FL | Blue Springs Baptist Assembly | Marianna | All Year | (904) 526–3676 |
| | Lake Yale Baptist Assembly | Leesburg | All Year | (904) 357–3050 |
| | West Florida Baptist Assembly | Panama City | All Year | (904) 871–3812 |
| GA | Georgia Baptist Assembly | Toccoa | All Year | 404) 886–3133 |
| | Norman Baptist Assembly | Norman Park | All Year | 912) 769–3011 |
| | Camp Pinnacle | Clayton | May–September | 404) 782–3232 |
| | Camp Tugalo | Toccoa | All Year | 404) 886–3133 |
| | Camp Kaleo | Forsyth | All Year | (912) 994–5333 |
| HI | Pu u Kahea Baptist Conference Center | Waianae | All Year | (808) 696–3467 |
| IL | Lake Sallatenska | Pickneyville | All Year | 618) 336–5272 |
| | Streator Camp and Retreat Center | Streator | All Year | (815) 672–0084 |
| IN | Highland Lakes Baptist Center | Martinsville | All Year | 317) 996–2728 |
| KS–NE | Webster Conference Center | Salinas, KS | All Year | 913) 827–6565 |
| KY | Cedarmore Baptist Assembly | Bagdad | All Year | (502) 747–8911 |
| | Jonathan Creek Baptist Assembly | Hardin | All Year | (502) 354–8355 |
| LA | Tall Timbers Baptist Conference Center | Forest Hill | All Year | 318) 445–6797 |
| MD–DE | Skycroft Baptist Assembly | Middletown | All Year | (301) 293–2202 |
| | Camp WO–ME–TO | Jarrettsville | All Year | (301) 692–9331 |
| ME | Bambi Lake Baptist Assembly & ConferenceCenter | Roscommon | All Year | (517) 275–5844 |
| MS | Camp Garaway (WMU) | Clinton | All Year | (601) 924–7034 |
| | Gulfshore Baptist Assembly | Henderson Point Pass Christian | All Year | (601) 452–7261 |
| | Central Hills Baptist Retreat | Kosciusko | All Year | (601) 289–9730 |
| MO | Windermere Baptist Assembly | Roach | All Year | (314) 346–2205 |
| NM | Inlow Youth Camp | Tajique | June 6–August 29 | (505) 384–2410 |
| | Sivells Baptist Camp | Cloudcroft | All Year | (505) 687–3538 |
| NC | Camp Caraway for Boys | Asheboro | June 12–August 12 | (919) 629–2374 |
| | Camp Mundo Vista | Asheboro | June 12–August 4 | (919) 625–4828 |
| | North Carolina Baptist Assembly | Oak Island | June 5–August 12 | (919) 278–9501 |
| | Truett Camp | Hayesville | June 11–July 28 | 704) 389–8828 |
| OH | Seneca Lake | Senecaville | All Year | (614) 685–5751 |
| OK | Falls Creek Baptist Assembly | Davis | July 10–August 11 | (405) 369–2101 |
| | Camp Hudgens | McAlester | June 5–July 21 | 918) 423–0031 |
| | Indian Falls Creek Assembly | Davis | June 19–23 | (405) 369–2101 |
| | Camp Nunny Cha–ha | Davis | June 5–July 21 | (405) 369–3219 |
| | Hispanic Assembly | Davis | June 12–16 | (405) 369–2101 |
| | Deaf Assembly | Davis | July 24–30 | (405) 369–2101 |
| SC | Camp La Vida (WMU) | White Oak | June 5–August 11 | (803) 635–6608 |
| | McCall Royal Ambassador Camp | Sunset | June 5 -August 11 | (803) 878–6025 |
| | White Oak Conference Center | White Oak | All Year | (803) 635–4685 |
| TN | Camp Carson Baptist Assembly | Newport | All Year | (615) 623–2764 |
| | Camp Linden Baptist Assembly | Linden | All Year | (615) [illegible] |
| TX | Alto Frio Baptist Encampment | Leakey | (All encampments are | (512) 232–5271 |
| | Aspendale Baptist Encampment | Cloudcroft, NM | individually operated | (505) 682–2605 |
| | Big Country Baptist Assembly | Lauders | by either an associ– | (915) 228–4542 |
| | Camp Copass Baptist Encampment | Denton | ation or area. If you | (817) 382–9984 |
| | Chaparral Baptist Assembly | Iowa Park | would like specific | [illegible] 855–4182 |
| | Circle Six Ranch Baptist Camp | Stanton | dates for any camps, | (915) 458–3467 |
| | East Texas Baptist Encampment | Newton | please call that camp | (409) 379–2737 |
| | Heart of Texas Baptist Encampment | Brownwood | Most of these camps | (915) 784–5821 |
| | Highland Lakes Baptist Encampment | Spicewood | are open all year.) | (512) 264–1777 |
| | High Plains Baptist Assembly | Canyon | | (806) 499–3429 |
| | Lake Lavon Baptist Encampment | McKinney | | (214) 736–2273 |
| | Lake Tomahawk Baptist Encampment | Livingston | | (409) 563–4644 |
| | Lakeview Baptist Assembly | Lone Star | | (214) 656–3871 |
| | Latham Springs Baptist Encampment | Aquilla | | (817) 694–3689 |
| | Mt. Lebanon Baptist Encampment | Cedar Hill | | (214) 291–7156 |
| | Palacios | Palacios | | (512) 972–2717 |
| | Panfork Baptist Encampment | Wellington | | (806) 447–2627 |
| | Pineywoods Baptist Encampment | Woodlake | | (409) 642–1723 |
| | Plains Baptist Assembly | Floydada | | (806) 983–3954 |
| | Tarrant Baptist Encampment | Glen Rose | | (817) 443–0604 |
| | Timberline Baptist Camp & Conference Center | Lindale | | (214) 882–3183 |
| | Trinity Pines Conference Center | Trinity | | (409) 594–5011 |
| | Zephyr Baptist Encampment | Sandia | | (512) 547–2448 |
| VA | Eagle Eyrie Baptist Assembly | Lynchburg | All Year | (804) 384–2211 |
| | Camp Plankatank (RA) | Hartfield | June 10–August 12 | (804) 776–9552 |
| | Peaks of Otter Camp (RA) | Bedford | June 29–August 12 | (703) 586–2308 |
| WY | Mountain Top Baptist Assembly | Casper | Summer | (307) 472–4087 |




# ENHANCE YOUR STEWARDSHIP

# PREACHING

Stewardship is one of the most important themes in preaching. Jesus spoke more frequently on stewardship than on any other subject.

Every pastor can enhance his preaching on stewardship with the booklet, *Preaching Helps on Stewardship*. It's packed with outlines, illustrations, and content around 12 sermons.

## PREACHING HELPS ON STEWARDSHIP

*1989 Sermon Titles*

SERMON 1
How to Become a Christian Steward

SERMON 2
Trustworthiness: The Real Test

SERMON 3
The Church—His Body

SERMON 4
Little Becomes Much

SERMON 5
An Extraordinary Gift

SERMON 6
What Is Sacrificial Giving?

SERMON 7
Our Calling: Fulfilling Our Mission

SERMON 8
Jesus, Lord of All

SERMON 9
Every Baptist a Missionary

SERMON 10
Biblical Principles for Cooperation

SERMON 11
The Christian Steward

SERMON 12
Staying on Course

Order your copy today of *Preaching Helps on Stewardship* (FB-32) for $1.50 per copy. Send your request to:
SBC Stewardship Services
127 Ninth Avenue, North
Nashville, TN 37234
615/251-2036

WIN THEM ALL GIVE

221-9-W106

# Take a New Look at Jesus!



Have you ever really studied Jesus, the Man? **The Faces of Jesus**, a unique new video, lets you discover the many moods of God's Son. Follow the sculptor as he reflects Jesus' human feelings of laughter, sorrow, anger, and suffering as well as His feelings of love and compassion. Dramatic narration presents highlights of Jesus' ministry, death, and resurrection.

Allow Jesus to become even more real to adults, youth, and older children as they see His moods change before their very eyes. Use this video as an introduction to a study on the life and ministry of Jesus or as an inspiring presentation for a variety of groups within your church.

**4429-95** *+ ~34:00 ½" VHS*, **$49.00**

SAVE 30% WITH CAVE

Your church can **save 30%** off the purchase of *The Faces of Jesus* and all other audiovisuals through membership in The CAVE (Church Audiovisual Education) Plan! Write today for more information!

CAVE

CHURCH AUDIOVISUAL EDUCATION PLAN

Please send me more information on how my church can **save 30%** with CAVE!

Church's name

Address

City, State, ZIP

Your name

Phone ( )

**Mail to: The CAVE Plan**
**127 Ninth Avenue, North**
**Nashville, TN 37234**